

## Caterham Racing Weekend

Autódromo Internacional do Algarve

GT-CET

4 - 7 April 2024

Result PRIVATE PRACTICE 1

Autodromo Internacional Algarve - 4652mtr.


Pos	Nbr	Name / Entrant	Car	Cls	Plc	Fastest	In	Gap	Diff	Laps	Km/h
1	122	Barambio Perea-Borja Garcia Menendez ALEJANDRO BARAMBIO PEREA	PORSCHE 992K	GT Cup	1	1:45.830	11			22	158.28
2	111	YEREGUI YBARRA-CARRETERO ORTEGA CD DAGO	AUDI RO	GPX	1	1:46.008	2	0.178	0.178	13	158.01
3	120	GOMEZ-GOMEZ ARNAUD GOMEZ	VORTEX 2.0	GPX	2	1:47.564	20	1.734	1.556	21	155.72
4	113	VINYES DABAD-FONT CASAS BAPORO MOTORSPORT	PORSCHE 992 CUP	GT Cup	2	1:48.057	24	2.227	0.493	24	155.01
5	100	BRAS SILVERO-GONZALEZ GONZALEZ ESCUADERIA FARAON	PORSCHE 992 CUP	GT Cup	3	1:48.432	20	2.602	0.375	21	154.48
6	140	MARREIROS-MARREIROS VELOSO MOTORSPORT	PORSCHE 992 GT3 CUP	GT Cup	4	1:48.436	10	2.606	0.004	24	154.47
7	135	MARTINS-SVEPES RACAR MOTORSPORT	PORSCHE 992 GT3 CUP	GT Cup	5	1:48.484	6	2.654	0.048	7	154.40
8	701	Patrick L. Bay TBA	VORTEX 1.0	GPX	3	1:48.781	23	2.951	0.297	24	153.98
9	199	José BARROS VELOSO MOTORSPORT	PORSCHE 991.2 GT3 CUP	GT Cup	6	1:49.033	15	3.203	0.252	20	153.63
10	118	FONTES BLANCO-SILVERO CASTILLA ESCUADERIA FARAON	FERRARI 488 CH EVO	GT Cup	7	1:49.251	10	3.421	0.218	19	153.32
11	136	PEREIRA DA CRUZ-DIAS MOLEIRO RACAR MOTORSPORT	PORSCHE 992 GT3 CUP	GT Cup	8	1:49.732	13	3.902	0.481	16	152.65
12	112	LOURINHO BRAS-GOMEZ GUILLEN ESCUADERIA FARAON	PORSCHE 992 CUP	GT Cup	9	1:50.101	18	4.271	0.369	18	152.14
13	166	CAETANO-POSSER VELOSO MOTORSPORT	PORSCHE 991.2 GT3 CUP	GT Cup	10	1:50.583	15	4.753	0.482	21	151.47
14	121	AMROUCHE-AMROUCHE LIONEL AMROUCHE	VORTEX 2.0	GPX	4	1:50.958	9	5.128	0.375	21	150.96
15	123	SANABRIA CRESPO-BRIOSO ESCUADERIA FARAON	PORSCHE 992 CUP	GT Cup	11	1:53.359	11	7.529	2.401	17	147.76
16	114	Hendrik van ZOEST SKUALO COMPETICIÓN	PORSCHE 991-1 GT3 CUP	GT Cup	12	1:54.901	9	9.071	1.542	14	145.78
17	415	Jeremy FALIGAND FALIGAND JEREMY	PORSCHE CUP 992	GT Cup	13	1:55.276	13	9.446	0.375	21	145.31
18	150	RAMOS-CARVALHO ARAUJO COMPETICAO	ASTONMARTIN VANTAGE	GPX	5	1:55.625	9	9.795	0.349	17	144.87
19	181	Schidlof Marek-Gutierrez Agüi ESCUADERIA BAIX EMPORDÁ	MCLAREN ARTURA GT4	GT4	1	1:55.689	8	9.859	0.064	18	144.79
20	133	Santos Avalor-Kristensen CHEFO SPORT	LIGIER JS2R	GPR	1	1:55.968	19	10.138	0.279	20	144.44
21	6	CANIZARES TORTOSA-MENKES CAMPTEL RX PRO RACING	PEUGEOT 308 RACING CUP	D1	1	1:59.067	10	13.237	3.099	15	140.68
22	110	Plazio Gomez-Plazio Gomez CHEFO SPORT	LIGIER JS2R	GPR	2	1:59.232	15	13.402	0.165	16	140.49
23	15	GOROSTIZA TELLERIA-CHILLIDA BELZU LURAUTO K.K.	M2 CS RACING	D1	2	2:03.596	17	17.766	4.364	20	135.52

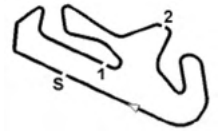
Fastest time : 1:45.830 in lap 11 by nbr. 122 : Barambio Perea-Borja Garcia Menendez (PORSCHE 992K)

Publication-time

Results: <https://livetiming.raceresults.ru/autodromodalgarve>

Timekeeping by :

Timekeeper  Luis Mesquita	Clerck of The Course	Steward	Steward	Steward
---	----------------------	---------	---------	---------



## Caterham Racing Weekend

Autódromo Internacional do Algarve

GT-CET

4 - 7 April 2024

Result PRIVATE PRACTICE 1

Autodromo Internacional Algarve - 4652mtr.


Pos	Nbr	Name / Entrant	Car	Cls	Plc	Fastest	In	Gap	Diff	Laps	Km/h
24	40	Jose PALOMAR MAROTO MOTORCLUB SABADELL	RENAULT CLIO CUP IV	D3	1	2:06.772	15	20.942	3.176	20	132.13
25	36	ALVAREZ SINDIN-SANTOS PEREZ UCAVRACING	SEAT LEON SUPERCOPA MK2	D1	3	2:06.929	19	21.099	0.157	19	131.97
26	9	ALBORS ALEIXANDRE-LOPEZ BALBOA BALBORMOTORSPORT C.A.	CLIO CUP IV	D3	2	2:07.294	10	21.464	0.365	19	131.59
27	66	PUITGMAL-NAOUR MOTORCLUB SABADELL	RENAULT CLIO CUP IV	D3	3	2:07.576	9	21.746	0.282	21	131.30
28	23	CARAYOL CASAS-GOMEZ GOMEZ RX PRO RACING	RENAULT CLIO CUP IV	D3	4	2:08.087	13	22.257	0.511	15	130.77
29	10	Máximo VARELA CHEFO SPORT	RENAULT CLIO CUP V	D4	1	2:15.839	15	30.009	7.752	18	123.31
30	20	AIZPURUA SAENZ-GOMEZ GUTIERREZ CHEFO SPORT	RENAULT CLIO CUP V	D4	2	2:17.368	8	31.538	1.529	18	121.94
31	191	Jean-Roch PIAT VELOSO MOTORSPORT	PORSCHE 991.1 GT3 CUP	GT Cup 14						2	0.00

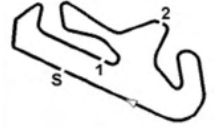
Fastest time : 1:45.830 in lap 11 by nbr. 122 : Barambio Perea-Borja Garcia Menendez (PORCHE 992K)

Publication-time

Results: <https://livetiming.raceresults.ru/autodromodoalgarve>

Timekeeping by :

Timekeeper  Luis Mesquita	Clerck of The Course	Steward	Steward	Steward
---	----------------------	---------	---------	---------



## Caterham Racing Weekend

Autódromo Internacional do Algarve

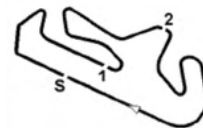
GT-CET

4 - 7 April 2024

Laptimes - PRIVATE PRACTICE 1

Autodromo Internacional Algarve - 4652mtr.

Nbr	Name	Laps	lap	Lap ..1	Lap ..2	Lap ..3	Lap ..4	Lap ..5	Lap ..6	Lap ..7	Lap ..8	Lap ..9	Lap ..0
701	Patrick L. Bay	24	1 - 10	2:29.685	2:02.417	1:58.095	1:53.662	1:54.578	1:54.429	2:04.245	4:25.067	2:16.949	1:53.489
			11 - 20	1:50.818	1:49.661	1:50.650	1:51.664	1:53.097	1:49.992	1:49.631	1:51.024	1:49.305	1:49.496
			21 - 30	1:54.289	1:49.587	1:48.781	2:00.179						
140	MA RREIROS-MA RREIROS	24	1 - 10	2:18.397	2:06.290	1:57.716	1:52.731	1:52.903	1:53.348	1:52.843	1:51.361	1:49.645	1:48.436
			11 - 20	1:50.742	1:51.230	1:56.290	7:10.232	1:50.292	1:49.952	1:51.280	1:50.294	1:49.192	1:49.356
			21 - 30	1:50.059	1:51.461	1:49.955	1:49.347						
113	VINYES DABAD-FONT CASAS	24	1 - 10	2:24.372	2:07.936	1:57.223	1:55.777	1:53.996	1:54.450	1:53.432	1:50.824	1:53.788	1:53.593
			11 - 20	1:55.400	1:52.636	2:14.920	6:31.208	1:56.011	1:59.889	1:53.106	1:50.902	1:48.932	1:58.732
			21 - 30	2:00.468	1:52.794	1:49.422	1:48.057						
122	Barambio Perea-Borja Garcia Mene	22	1 - 10	2:17.191	3:28.286	1:51.006	1:50.055	2:03.504	4:46.696	1:47.809	1:53.657	1:46.123	2:06.072
			11 - 20	1:45.830	1:56.463	4:34.292	1:53.804	1:55.527	1:51.989	1:49.399	1:49.430	1:57.798	1:50.230
			21 - 30	1:50.043	1:59.362								
166	CAETANO-POSSER	21	1 - 10	2:14.777	2:03.504	2:03.935	1:58.240	2:09.628	3:34.732	2:02.112	2:01.886	2:02.234	1:56.518
			11 - 20	1:54.423	2:08.679	4:08.115	1:52.135	1:50.583	1:51.218	2:02.703	1:55.724	2:05.770	2:09.593
			21 - 30	2:17.444									
100	BRAS SILVERO-GONZALEZ GONZ	21	1 - 10	2:19.396	2:01.298	1:53.677	1:53.811	1:51.000	1:50.627	1:51.366	1:58.074	4:17.450	1:50.437
			11 - 20	1:50.252	1:51.644	1:52.014	1:50.051	2:00.618	4:10.317	1:49.517	1:48.454	1:48.647	1:48.432
			21 - 30	1:50.240									
120	GOMEZ-GOMEZ	21	1 - 10	2:15.115	2:15.726	3:45.392	1:58.050	1:57.468	1:55.793	2:07.541	3:48.907	1:53.669	1:52.450
			11 - 20	2:01.905	4:18.536	1:53.090	1:51.011	1:51.606	1:49.814	1:49.931	1:49.729	1:49.001	1:47.564
			21 - 30	2:01.127									
121	AMROUCHE-AMROUCHE	21	1 - 10	2:25.217	2:06.820	2:01.216	1:57.334	1:54.249	1:53.838	1:51.047	1:51.050	1:50.958	2:12.906
			11 - 20	7:07.569	2:00.283	1:58.092	2:19.954	3:46.094	1:54.258	1:53.555	1:53.449	1:54.795	1:53.546
			21 - 30	1:53.292									
415	Jeremy FALIGAND	21	1 - 10	2:15.407	2:07.434	2:01.659	2:09.745	5:07.969	1:59.338	1:59.112	1:59.022	2:06.549	6:35.504
			11 - 20	1:56.688	1:57.141	1:55.276	1:55.614	1:56.255	1:55.756	2:00.297	1:57.881	1:57.842	1:55.539
			21 - 30	2:06.026									
66	PUITGMAL-NA OUR	21	1 - 10	2:26.491	2:19.263	2:21.763	3:27.552	2:09.663	2:10.043	2:09.367	2:09.288	2:07.576	2:15.133
			11 - 20	6:09.675	2:15.157	2:09.866	2:12.927	2:12.316	2:10.293	2:08.904	2:08.933	2:09.898	2:08.837
			21 - 30	2:26.578									
199	José BARROS	20	1 - 10	2:29.011	2:10.003	1:59.700	1:57.793	1:53.719	2:11.334	3:13.582	1:50.798	1:51.124	1:54.761
			11 - 20	1:49.842	2:19.434	5:25.901	1:50.458	1:49.033	1:55.142	1:49.080	1:51.020	1:52.732	2:12.932
133	Santos A Valle-Kristensen	20	1 - 10	2:21.363	2:19.073	4:26.556	2:07.894	2:03.419	2:03.817	2:02.328	2:01.163	1:58.916	2:07.905
			11 - 20	5:17.631	2:00.802	2:00.601	1:59.378	1:58.560	1:57.232	1:57.981	1:56.813	1:55.968	1:57.547
15	GOROSTIZA TELLERIA-CHILLIDA	20	1 - 10	3:02.352	2:31.610	2:13.269	2:13.811	2:11.173	2:12.458	2:11.590	2:08.234	2:06.426	2:06.699
			11 - 20	2:53.002	5:07.622	2:15.770	2:05.092	2:03.845	2:08.124	2:03.596	2:04.949	2:24.992	2:25.704
40	Jose PALOMA R MAROTO	20	1 - 10	2:38.056	2:43.265	3:18.309	2:13.796	2:16.127	2:10.785	2:11.152	2:09.953	2:20.459	5:11.329
			11 - 20	3:35.272	2:09.091	2:09.457	2:06.890	2:06.772	2:09.739	2:15.198	2:12.420	2:08.981	2:16.303
9	ALBORS ALEIXANDRE-LOPEZ BA	19	1 - 10	2:14.489	2:10.716	2:08.989	2:09.299	2:20.374	5:02.248	2:09.380	2:08.967	2:08.717	2:07.294
			11 - 20	2:07.935	2:28.859	4:36.434	2:24.246	2:22.091	2:14.275	2:16.520	2:15.671	2:16.666	
118	FONTES BLANCO-SILVERO CAST	19	1 - 10	2:37.906	2:18.814	2:02.265	1:57.581	1:52.589	1:50.194	1:49.890	1:50.990	1:50.239	1:49.251
			11 - 20	2:11.737	5:46.377	2:03.943	2:03.249	1:59.091	1:57.357	1:58.230	1:57.293	1:57.441	
36	ALVAREZ SINDIN-SANTOS PEREZ	19	1 - 10	3:03.698	2:28.761	2:23.033	2:14.553	2:42.103	5:14.509	2:11.910	2:11.044	2:35.692	5:57.601
			11 - 20	2:19.128	2:16.118	2:16.747	2:10.676	2:08.367	2:07.306	2:10.166	2:08.328	2:06.929	
10	Máximo VARELA	18	1 - 10	2:50.186	2:52.450	3:40.529	2:29.343	2:22.034	2:18.276	2:22.012	2:16.747	2:16.177	2:28.859
			11 - 20	5:02.962	2:20.873	2:21.343	2:16.860	2:15.839	2:21.581	2:18.155	2:18.701		



## Caterham Racing Weekend

### Autódromo Internacional do Algarve

GT-CET

4 - 7 April 2024

Laptimes - PRIVATE PRACTICE 1

Autodromo Internacional Algarve - 4652mtr.

Nbr	Name	Laps	lap	Lap ..1	Lap ..2	Lap ..3	Lap ..4	Lap ..5	Lap ..6	Lap ..7	Lap ..8	Lap ..9	Lap ..0
181	Schidlof Marek-Guitierrez Agüi	18	1 - 10	2:51.249	4:22.301	2:23.883	2:23.045	2:15.878	4:20.066	1:58.349	1:55.689	2:05.750	6:19.907
			11 - 20	2:04.700	2:06.988	2:09.843	2:02.853	2:00.908	1:59.443	1:58.847	2:07.928		
20	AIZPURUA SAENZ-GOMEZ GUTIE	18	1 - 10	2:51.751	2:46.222	4:26.092	2:27.625	2:26.628	2:19.434	2:27.814	2:17.368	2:21.057	2:19.299
			11 - 20	2:30.788	5:11.322	2:25.160	2:25.363	2:23.245	2:24.069	2:21.380	2:20.452		
112	LOURINHO BRAS-GOMEZ GUILLE	18	1 - 10	2:21.855	2:05.068	1:59.966	2:07.818	5:20.085	1:56.300	1:58.024	1:54.752	1:54.924	1:54.243
			11 - 20	1:52.418	2:05.478	6:42.222	1:54.776	1:53.178	1:53.777	1:52.240	1:50.101		
150	RAMOS-CARVALHO	17	1 - 10	2:22.470	2:09.209	2:00.377	1:56.113	1:56.600	2:11.878	3:41.920	1:56.933	1:55.625	1:55.977
			11 - 20	2:06.973	6:04.502	2:03.886	2:04.867	2:02.514	2:01.586	2:12.474			
123	SANABRIA CRESPO-BRIOSO	17	1 - 10	2:14.991	2:01.942	2:56.810	1:59.075	1:58.146	1:56.626	2:04.811	5:28.482	2:38.733	1:54.213
			11 - 20	1:53.359	1:53.372	1:55.489	1:55.464	1:56.171	1:54.560	2:06.177			
110	Plazio Gomez-Plazio Gomez	16	1 - 10	2:45.151	2:26.686	3:25.656	2:05.978	2:03.400	2:04.405	2:02.855	1:59.929	2:29.007	4:33.778
			11 - 20	2:02.989	2:00.020	2:01.141	2:00.508	1:59.232	2:37.960				
136	PEREIRA DA CRUZ-DIAS MOLEIR	16	1 - 10	2:11.351	2:07.835	6:44.174	1:56.354	1:53.961	1:50.699	1:50.675	1:50.891	2:11.688	12:13.666
			11 - 20	1:54.349	1:50.616	1:49.732	1:50.940	1:57.230	1:57.141				
6	CANIZARES TORTOSA-MENKES	15	1 - 10	2:37.169	2:15.804	2:04.449	2:12.417	4:33.371	2:01.775	2:01.221	1:59.319	2:01.588	1:59.067
			11 - 20	2:28.359	5:16.012	2:09.587	2:07.355	2:13.438					
23	CARAYOL CASAS-GOMEZ GOMEZ	15	1 - 10	2:18.022	2:15.633	2:12.941	2:14.214	2:15.362	2:38.815	12:42.864	6:36.109	2:16.158	2:12.913
			11 - 20	2:10.694	2:08.778	2:08.087	2:08.485	2:28.995					
114	Hendrik van ZOEST	14	1 - 10	2:26.035	2:11.007	2:05.172	1:59.354	1:57.364	2:08.763	3:33.406	1:55.218	1:54.901	1:55.238
			11 - 20	2:05.344	4:01.177	1:56.114	2:10.994						
111	YEREGUI YBARRA-CARRETERO	13	1 - 10	1:52.194	1:46.008	1:47.345	1:55.196	5:02.344	1:57.402	1:53.287	1:55.019	1:55.506	1:53.022
			11 - 20	1:52.947	1:53.503	2:16.860							
135	MARTINS-SVEPES	7	1 - 10	2:22.760	4:37.495	2:34.957	2:15.555	1:49.245	1:48.484	2:35.774			
191	Jean-Roch PIAT	2	1 - 10	4:20.807	10:55.085								

### Caterham Racing Weekend

Autódromo Internacional do Algarve

GT-CET

4 - 7 April 2024

Laps and Sector Times - PRIVATE PRACTICE 1

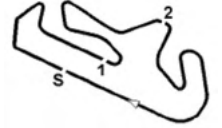
Autodromo Internacional Algarve - 4652mtr.

6 CANI ZARES TORTOSA-MENKES CAMPELO									PEUGEOT 308 RACING CUP										
lap	Sect-1	Speed	Sect-2	Speed	Sect-3	Speed	TopSpeed	laptime	pit	lap	Sect-1	Speed	Sect-2	Speed	Sect-3	Speed	Topspeed	laptime	pit
1	Pit Out	113.7	55.635	85.6	52.173			2:37.169		9	38.647	158.8	<u>37.596</u>	124.7	45.345	<u>193.5</u>	232.3	2:01.588	
2	46.498	122.3	43.200	109.3	46.106	141.2	131.7	2:15.804		10	<u>37.442</u>	159.8	37.682		43.943	191.5	230.3	<u>1:59.067</u>	
3	41.148	136.0	39.005	120.4	44.296	172.2	153.6	2:04.449		11	38.051	133.3	45.350	111.8	Pit In	192.5	<u>232.8</u>	2:28.359	
4	38.167	138.3	39.082	117.3	Pit In	191.5	231.3	2:12.417		12	Pit Out	120.7	43.834	83.1	49.356			5:16.012	
5	Pit Out	140.8	39.063	123.7	45.119			4:33.371		13	41.864	127.2	41.126	83.7	46.597	187.5	201.5	2:09.587	
6	38.584	150.2	38.168	121.1	45.023	187.5	226.9	2:01.775		14	39.835	128.1	40.337	96.3	47.183	192.5	232.3	2:07.355	
7	38.433	149.6	38.762	117.6	44.026	188.5	228.3	2:01.221		15	38.926	134.8	40.141	86.8	Pit In	184.6	226.4	2:13.438	
8	37.929	<u>162.7</u>	37.618	<u>124.9</u>	<u>43.772</u>	<u>193.5</u>	<u>232.8</u>	1:59.319		16									

9 ALBORS ALEI XANDRE-LOPEZ BALBOA									CLIO CUP IV										
lap	Sect-1	Speed	Sect-2	Speed	Sect-3	Speed	TopSpeed	laptime	pit	lap	Sect-1	Speed	Sect-2	Speed	Sect-3	Speed	Topspeed	laptime	pit
1	43.858		43.019		47.612	167.4		2:14.489		11	40.393		41.046		46.496	<u>177.3</u>		2:07.935	
2	41.517		42.525		46.674	173.9		2:10.716		12	42.603		46.522		Pit In	176.5		2:28.859	
3	41.061		41.307		46.621	174.8	210.5	2:08.989		13	Pit Out		46.436		52.906			4:36.434	
4	40.547		41.876		46.876	175.6	212.2	2:09.299		14	46.230		45.895		52.121	158.6		2:24.246	
5	44.142		41.490		Pit In	<u>177.3</u>		2:20.374		15	44.191					166.7	204.2	2:22.091	
6	Pit Out		43.298		48.376			5:02.248		16						171.4	205.7	2:14.275	
7	41.594		41.230		46.556	174.8	210.1	2:09.380		17	43.499		44.327		48.694	170.6	208.1	2:16.520	
8	40.563		41.633		46.771	173.9	206.9	2:08.967		18	41.989					170.6	205.7	2:15.671	
9	40.376		41.239		47.102	176.5		2:08.717		19	43.355		43.233		50.078	164.4		2:16.666	
10	<u>40.163</u>		<u>40.941</u>		<u>46.190</u>	176.5	<u>213.9</u>	<u>2:07.294</u>		20									

10 Máximo VARELA									RENAULT CLIO CUP V										
lap	Sect-1	Speed	Sect-2	Speed	Sect-3	Speed	TopSpeed	laptime	pit	lap	Sect-1	Speed	Sect-2	Speed	Sect-3	Speed	Topspeed	laptime	pit
1	Pit Out	99.1	55.289	81.6	58.924			2:50.186		10	43.437	124.0	44.275	85.3	Pit In	169.0	203.8	2:28.859	
2	53.855	113.3	51.299	74.0	Pit In	157.2	144.4	2:52.450		11	Pit Out	95.2	49.462	83.9	54.000			5:02.962	
3	Pit Out	112.4	48.985	85.2	53.538			3:40.529		12	45.045	119.2	44.977	93.0	50.851	165.9	180.3	2:20.873	
4	49.477	117.8	48.103	88.7	51.763	165.9	187.2	2:29.343		13	44.493	121.8	46.845	92.5	50.005	166.7	187.8	2:21.343	
5	45.343	132.8	45.566	91.0	51.125	167.4	203.4	2:22.034		14	43.888	138.1	<u>43.346</u>	94.8	49.626	169.0	204.2	2:16.860	
6	44.307	127.5	44.605	<u>98.7</u>	49.364	169.8	204.5	2:18.276		15	<u>42.283</u>	135.0	43.480	88.2	50.076	169.0	204.5	<u>2:15.839</u>	
7	43.840	130.8	45.841	87.5	52.331	169.8	205.7	2:22.012		16	45.276	<u>153.6</u>	45.954	85.4	50.351	169.0	204.5	2:21.581	
8	43.451	133.8	43.959	85.2	49.337	169.8	204.9	2:16.747		17	43.468	144.8	43.778	90.7	50.909	168.2	203.8	2:18.155	
9	42.719	139.4	43.825	94.5	49.633	<u>172.2</u>	<u>206.1</u>	2:16.177		18	45.566	132.0	44.278	95.9	<u>48.857</u>	166.7	201.5	2:18.701	

15 GOROSTI ZA TELLERIA-CHILLI DA BELZUNCE									M2 CS RACING										
lap	Sect-1	Speed	Sect-2	Speed	Sect-3	Speed	TopSpeed	laptime	pit	lap	Sect-1	Speed	Sect-2	Speed	Sect-3	Speed	Topspeed	laptime	pit
1	Pit Out		1:01.229	55.3	1:08.467			3:02.352		11	51.168		49.124	85.0	Pit In	200.0	214.7	2:53.002	
2	45.768		51.057	88.0	54.785	178.2	191.2	2:31.610		12	Pit Out		41.636	110.0	48.689			5:07.622	
3	41.568		43.226	91.4	48.475	190.5	226.9	2:13.269		13	48.498		40.650	113.0	46.622	194.6	237.4	2:15.770	
4	41.102		43.475	96.1	49.234	193.5	234.3	2:13.811		14	38.644		40.245	97.9	46.203	198.9	247.7	2:05.092	
5	41.611		41.535	90.3	48.027	196.7	240.5	2:11.173		15	39.085		39.926	104.2	<u>44.834</u>	196.7	244.3	2:03.845	
6	40.485		43.526	102.5	48.447	189.5	227.4	2:12.458		16	<u>38.365</u>		42.228	41.8	47.531	202.2	248.8	2:08.124	
7	41.610		41.627	94.0	48.353	192.5	228.8	2:11.590		17	38.432		40.053	107.0	45.111	<u>203.4</u>	249.4	<u>2:03.596</u>	
8	40.896		40.618	112.6	46.720	193.5	243.8	2:08.234		18	40.331		<u>39.296</u>	<u>113.8</u>	45.322	202.2	<u>251.2</u>	2:04.949	
9	40.581		39.836	110.8	46.009	196.7	221.3	2:06.426		19	49.516		43.257	92.7	52.219	202.2	250.6	2:24.992	
10	39.711		39.926	100.3	47.062	200.0	241.6	2:06.699		20	40.593		41.898	110.8	Pit In	183.7	222.2	2:25.704	



## Caterham Racing Weekend

### Autódromo Internacional do Algarve

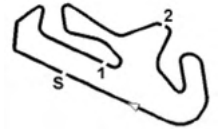
**GT-CET**
**4 - 7 April 2024**
**Laps and Sector Times - PRIVATE PRACTICE 1**
**Autodromo Internacional Algarve - 4652mtr.**

20 AI ZPURUA SAENZ-GOMEZ GUTIERREZ										RENAULT CLIO CUP V									
lap	Sect-1	Speed	Sect-2	Speed	Sect-3	Speed	TopSpeed	laptime	pit	lap	Sect-1	Speed	Sect-2	Speed	Sect-3	Speed	Topspeed	laptime	pit
1	Pit Out	95.7	53.357	71.7	58.379			2:51.751		10	<u>43.469</u>	134.5	<u>43.988</u>	91.6	51.842	<u>170.6</u>	203.0	2:19.299	
2		48.245	104.0	49.576	78.5	Pit In	160.0	172.0	2:46.222	11	45.885	133.0	44.939	93.7	Pit In	168.2	201.9	2:30.788	
3	Pit Out	101.3	52.878	77.3	54.695			4:26.092		12	Pit Out	113.6	47.183	93.3	52.453			5:11.322	
4		46.577	122.9	48.710	91.1	52.338	164.4	176.2	2:27.625	13	45.143	126.9	46.646	98.1	53.371	163.6	200.7	2:25.160	
5		47.415	119.6	45.699	91.1	53.514	165.1	192.9	2:26.628	14	44.594	<u>157.0</u>	48.672	<u>102.7</u>	52.097	163.6	201.5	2:25.363	
6		45.358	133.0	44.005	85.5	50.071	167.4	200.7	2:19.434	15	45.512	119.5	45.959	92.9	51.774	164.4	193.9	2:23.245	
7		46.062	134.2	46.606	91.8	55.146	168.2	199.3	2:27.814	16	45.112	133.0	47.241	96.5	51.716	165.1	202.6	2:24.069	
8		44.035	129.5	43.991	88.1	<u>49.342</u>	168.2	199.6	<u>2:17.368</u>	17	44.865	137.2	45.616	90.6	50.899	165.1	203.0	2:21.380	
9		45.780	123.9	45.335	91.6	49.942	<u>170.6</u>	<u>204.9</u>	2:21.057	18	45.271	133.7	45.062	96.0	50.119	165.1	202.6	2:20.452	

23 CARAYOL CASAS-GOMEZ GOMEZ										RENAULT CLIO CUP IV									
lap	Sect-1	Speed	Sect-2	Speed	Sect-3	Speed	TopSpeed	laptime	pit	lap	Sect-1	Speed	Sect-2	Speed	Sect-3	Speed	Topspeed	laptime	pit
1	Pit Out	122.6	44.905	85.6	49.561			2:18.022		9	42.918	141.0	44.224	109.1	49.016	171.4	206.9	2:16.158	
2		42.695	135.5	43.106	91.3	49.832	167.4	205.7	2:15.633	10	43.296	149.6	41.582	108.7	48.035	170.6	201.9	2:12.913	
3		42.643	119.7	42.877	90.3	47.421	167.4	206.5	2:12.941	11	41.783	139.0	41.859	<u>111.5</u>	47.052	174.8	210.1	2:10.694	
4		42.062	137.1	41.954	92.3	50.198	171.4	208.9	2:14.214	12	<u>40.235</u>	153.2	41.493	107.4	47.050	<u>177.3</u>	<u>213.0</u>	2:08.778	
5		41.860	130.8	45.057	93.9	48.445	171.4	208.5	2:15.362	13	40.619	<u>157.2</u>	40.853	107.6	46.615	176.5	211.8	<u>2:08.087</u>	
6		46.749	126.5	45.651	93.1	Pit In	173.1	208.5	2:38.815	14	40.638	148.1	41.271	103.3	<u>46.576</u>	176.5	210.9	2:08.485	
7	Pit Out	131.9	42.927	104.4	Pit In			12:42.864		15	40.549	152.8	<u>40.727</u>	96.3	Pit In	176.5	212.6	2:28.995	
8	Pit Out	106.8	44.663	100.0	48.660			6:36.109		16									

36 ALVAREZ SINDI N-SANTOS PEREZ										SEAT LEON SUPERCOPA MK2									
lap	Sect-1	Speed	Sect-2	Speed	Sect-3	Speed	TopSpeed	laptime	pit	lap	Sect-1	Speed	Sect-2	Speed	Sect-3	Speed	Topspeed	laptime	pit
1	Pit Out	77.0	56.601	78.6	1:00.130			3:03.698		11	45.944	99.1	44.547	104.4	48.637	173.9	202.2	2:19.128	
2		49.825	103.1	47.307	89.6	51.629	157.9	179.7	2:28.761	12	42.261	130.8	43.243	98.7	50.614	174.8	214.7	2:16.118	
3		44.541	110.4	46.783	94.0	51.709	169.8	203.8	2:23.033	13	45.135	108.0	43.895	116.9	47.717	173.9	188.5	2:16.747	
4		42.503	132.0	43.155	107.4	48.895	173.9	203.0	2:14.553	14	40.891	134.7	42.145	<u>117.5</u>	47.640	176.5	217.3	2:10.676	
5		45.256	126.3	44.349	103.7	Pit In	173.9	208.9	2:42.103	15	41.334	146.3	41.284	110.0	45.749	177.3	219.1	2:08.367	
6	Pit Out	129.3	44.019	98.7	49.246			5:14.509		16	<u>40.585</u>	152.3	40.897	107.4	45.824	180.0	220.4	2:07.306	
7		41.709	142.9	42.208	108.3	47.993	174.8	214.7	2:11.910	17	41.760	145.9	41.904	105.1	46.502	178.2	218.6	2:10.166	
8		41.549	145.0	42.039	109.4	47.456	174.8	214.3	2:11.044	18	40.752	142.9	42.276	102.5	<u>45.300</u>	178.2	205.7	2:08.328	
9		41.203	152.3	41.176	105.8	Pit In	173.1	213.9	2:35.692	19	40.951	<u>156.7</u>	<u>39.987</u>	113.9	45.991	<u>180.9</u>	<u>220.9</u>	<u>2:06.929</u>	
10	Pit Out	96.8	50.676	99.4	51.281			5:57.601		20									

40 Jose PALOMAR MAROTO										RENAULT CLIO CUP IV									
lap	Sect-1	Speed	Sect-2	Speed	Sect-3	Speed	TopSpeed	laptime	pit	lap	Sect-1	Speed	Sect-2	Speed	Sect-3	Speed	Topspeed	laptime	pit
1	Pit Out	95.0	51.312	80.4	55.204			2:38.056		11	Pit Out	135.5	41.517	98.9	46.909			3:35.272	
2		47.976	110.2	45.243	103.1	Pit In	158.6	186.9	2:43.265	12	40.713	137.1	42.100	90.6	46.278	173.1	207.3	2:09.091	
3	Pit Out	97.0	47.595	103.9	52.145			3:18.309		13	42.046	144.0	40.985	106.2	46.426	<u>176.5</u>	<u>211.4</u>	2:09.457	
4		43.004	122.9	42.796	102.4	47.996	168.2	203.4	2:13.796	14	40.210	150.2	40.577	107.5	<u>46.103</u>	<u>176.5</u>	208.9	2:06.890	
5		43.309	125.6	44.424	86.3	48.394	173.9	206.5	2:16.127	15	<u>40.001</u>	<u>154.1</u>	<u>40.413</u>	104.3	46.358	174.8	208.1	<u>2:06.772</u>	
6		41.951	136.0	40.920	116.3	47.914	173.9	206.9	2:10.785	16	40.068	152.5	41.633	<u>119.3</u>	48.038	173.9	208.5	2:09.739	
7		41.301	134.7	41.942	110.4	47.909	171.4	206.9	2:11.152	17	42.129	150.2	42.826	105.1	50.243	172.2	207.3	2:15.198	
8		41.063	140.8	40.981	114.5	47.909	170.6	205.7	2:09.953	18	40.505	146.9	43.562	92.5	48.353	173.9	208.9	2:12.420	
9		41.241	135.2	43.664	92.2	Pit In	173.9	207.7	2:20.459	19	40.346	153.4	41.653	108.7	46.982	173.1	208.9	2:08.981	
10	Pit Out	125.1	43.153	96.0	Pit In			5:11.329		20	41.369	128.1	41.289	110.9	Pit In	169.0	206.9	2:16.303	



## Caterham Racing Weekend

### Autódromo Internacional do Algarve

GT-CET

4 - 7 April 2024

Laps and Sector Times - PRIVATE PRACTICE 1

Autodromo Internacional Algarve - 4652mtr.

66 PUITGMAL-NAOUR										RENAULT CLIO CUP IV									
lap	Sect-1	Speed	Sect-2	Speed	Sect-3	Speed	TopSpeed	laptime	pit	lap	Sect-1	Speed	Sect-2	Speed	Sect-3	Speed	Topspeed	laptime	pit
1	Pit Out	113.3	48.325	84.8	50.682			2:26.491		12	43.915	130.1	43.259	95.0	47.983	165.1	201.9	2:15.157	
2		44.038	113.0	44.673	87.2	50.552	169.0	204.2	2:19.263	13	41.094	140.8	41.852	103.9	46.920	171.4	205.7	2:09.866	
3		42.262	130.3	44.079	87.1	Pit In	169.0	204.9	2:21.763	14	41.174	140.4	42.013	<u>107.5</u>	49.740	173.9	210.1	2:12.927	
4	Pit Out	114.6	42.966	95.5	47.326				3:27.552	15	42.847	128.3	42.607	97.6	46.862	173.9	208.9	2:12.316	
5		40.828	<u>155.8</u>	42.088	98.7	46.747	175.6	210.1	2:09.663	16	40.799	139.4	42.241	97.2	47.253	171.4	207.3	2:10.293	
6		41.636	146.5	41.613	99.0	46.794	176.5	210.1	2:10.043	17	40.599	144.6	41.328	105.6	46.977	171.4	206.9	2:08.904	
7		41.051	146.7	41.559	86.8	46.757	176.5	<u>212.6</u>	2:09.367	18	40.732	147.9	41.728	105.8	46.473	169.0	205.3	2:08.933	
8		40.822	153.0	42.225	98.0	<u>46.241</u>	<u>177.3</u>	210.5	2:09.288	19	41.312	146.9	41.850	94.6	46.736	173.9	207.3	2:09.898	
9		<u>40.061</u>	149.6	40.797	100.6	46.718	175.6	209.3	<u>2:07.576</u>	20	40.427	151.7	41.214	99.2	47.196	173.1	208.9	2:08.837	
10		40.248	147.5	<u>40.664</u>	103.7	Pit In	174.8	209.3	2:15.133	21	42.414	148.4	41.539	93.6	Pit In	171.4	206.9	2:26.578	
11	Pit Out	129.3	43.932	94.7	49.538				6:09.675	22									

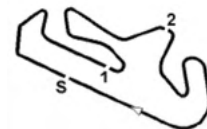
100 BRAS SILVERO-GONZALEZ GONZALEZ										PORSCH 992 CUP									
lap	Sect-1	Speed	Sect-2	Speed	Sect-3	Speed	TopSpeed	laptime	pit	lap	Sect-1	Speed	Sect-2	Speed	Sect-3	Speed	Topspeed	laptime	pit
1	Pit Out	132.4	46.038	104.2	48.088			2:19.396		12	34.213	<u>211.4</u>	36.515	110.2	40.916	219.5	268.0	1:51.644	
2		40.602	156.7	38.227	99.5	42.469	140.1	190.8	2:01.298	13	34.338	185.9	35.897	109.9	41.779	218.2	266.7	1:52.014	
3		35.515	169.3	36.015	105.8	42.147	209.3	260.9	1:53.677	14	34.505	202.2	34.874	117.5	40.672	216.9	265.4	1:50.051	
4		35.402	187.2	36.320	109.8	42.089	210.5	260.2	1:53.811	15	34.493	201.5	35.339	113.2	Pit In	218.2	266.0	2:00.618	
5		34.610	201.1	35.252	109.9	41.138	211.8	261.5	1:51.000	16	Pit Out	177.6	36.060	104.4	41.376			4:10.317	
6		34.342	205.7	35.022	110.5	41.263	215.6	263.4	1:50.627	17	34.063	188.5	34.543	115.0	40.911	220.9	268.0	1:49.517	
7		34.724	204.9	35.480	101.9	41.162	210.5	262.1	1:51.366	18	34.053	188.8	34.275	113.1	<u>40.126</u>	<u>222.2</u>	267.3	1:48.454	
8		34.426	186.9	35.157	<u>118.8</u>	Pit In	214.3	263.4	1:58.074	19	33.842	184.3	<u>34.094</u>	112.0	40.711	219.5	266.7	1:48.647	
9	Pit Out	198.9	36.281	100.3	44.761				4:17.450	20	<u>33.719</u>	197.1	34.476	114.3	40.237	218.2	266.7	<u>1:48.432</u>	
10		34.899	193.9	34.757	115.3	40.781	215.6	266.0	1:50.437	21	34.122	191.2	35.018	117.9	41.100	220.9	<u>269.3</u>	1:50.240	
11		34.210	202.2	34.835	101.6	41.207	215.6	263.4	1:50.252	22									

110 Plazio Gomez-Plazio Gomez										LIGIER JS2R									
lap	Sect-1	Speed	Sect-2	Speed	Sect-3	Speed	TopSpeed	laptime	pit	lap	Sect-1	Speed	Sect-2	Speed	Sect-3	Speed	Topspeed	laptime	pit
1	Pit Out	106.1	53.113	82.7	56.248			2:45.151		9	44.204	118.2	44.260	96.1	Pit In	<u>197.8</u>	237.4	2:29.007	
2		44.778	130.0	44.960	93.5	Pit In	175.6	194.9	2:26.686	10	Pit Out	151.5	39.260	102.7	45.001			4:33.778	
3	Pit Out	157.9	41.735	92.0	47.059				3:25.656	11	38.335	161.4	38.838	107.0	45.816	193.5	235.8	2:02.989	
4		39.736	151.7	40.127	100.5	46.115	192.5	237.9	2:05.978	12	37.499	170.3	<u>38.229</u>	108.7	44.292	194.6	237.9	2:00.020	
5		38.320	160.0	39.920	104.9	45.160	195.7	237.4	2:03.400	13	37.920	171.4	38.713	<u>108.8</u>	44.508	195.7	237.9	2:01.141	
6		38.439	164.9	39.526	107.8	46.440	195.7	237.4	2:04.405	14	37.855	160.2	38.674	105.0	43.979	193.5	237.9	2:00.508	
7		38.563	161.4	39.546	106.4	44.746	187.5	234.3	2:02.855	15	<u>37.080</u>	<u>180.6</u>	38.317	102.8	43.835	195.7	<u>238.9</u>	<u>1:59.232</u>	
8		37.788	169.0	38.630	108.1	<u>43.511</u>	196.7	236.8	1:59.929	16	47.909	104.1	44.791	93.1	Pit In	196.7	221.8	2:37.960	

111 YEREGUI YBARRA-CARRETERO ORTEGA										AUDI RO									
lap	Sect-1	Speed	Sect-2	Speed	Sect-3	Speed	TopSpeed	laptime	pit	lap	Sect-1	Speed	Sect-2	Speed	Sect-3	Speed	Topspeed	laptime	pit
1	Pit Out	194.9	34.450	118.8	39.758			1:52.194		8	34.631	185.6	37.324	115.5	43.064	218.2	274.1	1:55.019	
2		<u>33.352</u>	203.8	33.598	120.3	<u>39.051</u>	226.4	278.4	<u>1:46.008</u>	9	35.523	196.7	36.725	110.5	43.258	214.3	270.7	1:55.506	
3		33.593	184.3	34.306	113.1	39.446	<u>227.8</u>	<u>279.1</u>	1:47.345	10	34.753	180.3	36.068	109.1	42.201	218.2	274.8	1:53.022	
4		33.556	185.6	<u>33.551</u>	117.5	Pit In	225.0	277.6	1:55.196	11	34.482	200.7	35.726	115.0	42.739	219.5	276.2	1:52.947	
5	Pit Out	146.1	39.234	113.7	46.234				5:02.344	12	34.532	178.5	36.571	121.3	42.400	219.5	274.8	1:53.503	
6		35.776	170.3	38.689	123.0	42.937	214.3	271.4	1:57.402	13	34.611	<u>211.8</u>	40.199	85.4	Pit In	219.5	274.8	2:16.860	
7		35.228	176.5	35.670	<u>126.3</u>	42.389	214.3	272.0	1:53.287	14									







## Caterham Racing Weekend

### Autódromo Internacional do Algarve

GT-CET

4 - 7 April 2024

Laps and Sector Times - PRIVATE PRACTICE 1

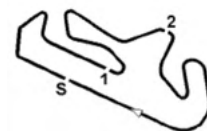
Autodromo Internacional Algarve - 4652mtr.

120 GOMEZ-GOMEZ										VORTEX 2.0									
lap	Sect-1	Speed	Sect-2	Speed	Sect-3	Speed	TopSpeed	laptime	pit	lap	Sect-1	Speed	Sect-2	Speed	Sect-3	Speed	Topspeed	laptime	pit
1	Pit Out		43.409	99.8	47.866			2:15.115		12	Pit Out	150.4	35.824	124.6	42.302			4:18.536	
2	40.654		40.876	108.3	Pit In	194.6	<u>231.3</u>	2:15.726		13	36.403		35.649	124.0	41.038	204.5	230.8	1:53.090	
3	Pit Out		39.160	105.6	43.610			3:45.392		14	35.214		35.448	121.8	40.349	208.1	224.5	1:51.011	
4	37.996		37.475	109.2	42.579	201.1	206.1	1:58.050		15	35.867		34.727	127.5	41.012	208.1	222.7	1:51.606	
5	37.450		37.685	108.8	42.333	200.0	209.3	1:57.468		16	34.816		35.063	126.6	39.935	205.7	229.3	1:49.814	
6	36.783	<u>173.1</u>	36.887	109.2	42.123	202.2	214.3	1:55.793		17	34.845		34.635	122.2	40.451	208.1	226.9	1:49.931	
7	37.018		38.671	100.1	Pit In	203.4	220.4	2:07.541		18	34.828		35.223	<u>128.9</u>	39.678	<u>209.3</u>	227.8	1:49.729	
8	Pit Out		37.951	108.3	42.455			3:48.907		19	34.435		35.157	126.2	39.409	208.1	230.3	1:49.001	
9	36.336		35.983	114.0	41.350	201.1	223.1	1:53.669		20	<u>34.291</u>		<u>34.188</u>	<u>122.2</u>	<u>39.085</u>	<u>206.9</u>	230.3	<u>1:47.564</u>	
10	35.729		35.759	107.1	40.962	204.5	228.8	1:52.450		21	34.913		34.779	126.3	Pit In	205.7	227.4	2:01.127	
11	36.658		36.074	109.2	Pit In	203.4	225.9	2:01.905		22									

121 AMROUCHE-AMROUCHE										VORTEX 2.0									
lap	Sect-1	Speed	Sect-2	Speed	Sect-3	Speed	TopSpeed	laptime	pit	lap	Sect-1	Speed	Sect-2	Speed	Sect-3	Speed	Topspeed	laptime	pit
1	Pit Out		47.820	103.7	50.661			2:25.217		12	37.603		39.240	105.9	43.440	210.5	257.1	2:00.283	
2	40.139		40.538	125.1	46.143	191.5	241.1	2:06.820		13	38.380		37.019	105.9	42.693	210.5	259.6	1:58.092	
3	38.768		38.411	116.8	44.037	206.9	255.3	2:01.216		14	42.273		41.271	99.6	Pit In	215.6	262.8	2:19.954	
4	36.177		37.193	124.7	43.964	210.5	260.2	1:57.334		15	Pit Out		38.863	99.4	44.142			3:46.094	
5	36.064		35.890	125.0	42.295	210.5	258.4	1:54.249		16	35.817		35.978	111.2	42.463	209.3	260.2	1:54.258	
6	34.917		36.822	124.9	42.099	213.0	259.6	1:53.838		17	35.858		35.659	113.0	42.038	214.3	263.4	1:53.555	
7	34.524		35.146	127.8	41.377	215.6	262.8	1:51.047		18	35.003		35.829	113.9	42.617	214.3	263.4	1:53.449	
8	<u>34.389</u>		<u>35.008</u>	125.9	41.653	<u>218.2</u>	262.8	1:51.050		19	35.979		36.108	109.0	42.708	215.6	263.4	1:54.795	
9	34.786		35.233	<u>128.7</u>	<u>40.939</u>	213.0	264.7	<u>1:50.958</u>		20	35.301		36.082	111.3	42.163	213.0	262.1	1:53.546	
10	36.633		40.050	109.9	Pit In	215.6	262.8	2:12.906		21	35.038		36.038	111.8	42.216	213.0	262.8	1:53.292	
11	Pit Out		52.984	94.3	45.260			7:07.569		22									

122 Barambio Perea-Borja Garcia Menendez										PORCHE 992K									
lap	Sect-1	Speed	Sect-2	Speed	Sect-3	Speed	TopSpeed	laptime	pit	lap	Sect-1	Speed	Sect-2	Speed	Sect-3	Speed	Topspeed	laptime	pit
1	Pit Out		Pit In		Pit In			2:17.191		12	34.660		34.429		Pit In	<u>222.2</u>		1:56.463	
2	Pit Out				41.844			3:28.286		13	Pit Out				43.615			4:34.292	
3					40.827	214.3		1:51.006		14	34.743		36.449		42.612	216.9		1:53.804	
4					40.439	<u>222.2</u>	266.0	1:50.055		15	36.348		36.945		42.234	210.5		1:55.527	
5			Pit In		Pit In	218.2		2:03.504		16	35.443		35.683		40.863	211.8		1:51.989	
6	Pit Out		37.933		41.364			4:46.696		17	34.386		34.878		40.135	220.9		1:49.399	
7					39.353	218.2		1:47.809		18	34.375		34.886		40.169	219.5	<u>267.3</u>	1:49.430	
8	35.492		36.586		41.579	<u>222.2</u>		1:53.657		19					44.032	219.5		1:57.798	
9	33.291		<u>33.408</u>		39.424	220.9		1:46.123		20	34.059		35.549		40.622	219.5		1:50.230	
10	38.852		46.218		41.002	220.9		2:06.072		21	34.465		35.127		40.451	219.5	<u>267.3</u>	1:50.043	
11	<u>33.250</u>		33.520		<u>39.060</u>	<u>222.2</u>		<u>1:45.830</u>		22	34.112		35.288		Pit In	220.9		1:59.362	

123 SANABRIA CRESPO-BRIOSO										PORSCHE 992 C UP									
lap	Sect-1	Speed	Sect-2	Speed	Sect-3	Speed	TopSpeed	laptime	pit	lap	Sect-1	Speed	Sect-2	Speed	Sect-3	Speed	Topspeed	laptime	pit
1	Pit Out	140.4	41.250	100.2	46.697			2:14.991		10	35.418	169.8	36.260	114.8	42.535	206.9	258.4	1:54.213	
2	39.241	162.7	38.417	101.9	44.284	190.5	216.0	2:01.942		11	35.310	169.5	<u>36.151</u>	112.6	41.898	209.3	258.4	<u>1:53.359</u>	
3	1:35.251	152.5	37.584	107.4	43.975	200.0	244.3	2:56.810		12	35.528	158.1	36.347	111.6	<u>41.497</u>	208.1	<u>260.2</u>	1:53.372	
4	37.854	163.4	37.475	100.7	43.746	202.2	235.3	1:59.075		13	36.195	<u>178.2</u>	36.406	107.4	42.888	<u>213.0</u>	250.6	1:55.489	
5	36.796	153.0	38.253	111.2	43.097	202.2	244.3	1:58.146		14	35.509	173.9	37.626	103.3	42.329	209.3	259.0	1:55.464	
6	37.005	169.8	36.995	107.1	42.626	205.7	236.3	1:56.626		15	36.147	174.5	36.788	106.1	43.236	206.9	259.6	1:56.171	
7	36.445	164.4	37.836	110.4	Pit In	204.5	254.1	2:04.811		16	35.429	177.0	36.293	103.3	42.838	206.9	259.0	1:54.560	



## Caterham Racing Weekend

### Autódromo Internacional do Algarve

**GT-CET**
**4 - 7 April 2024**
**Laps and Sector Times - PRIVATE PRACTICE 1**
**Autodromo Internacional Algarve - 4652mtr.**

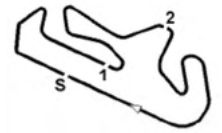
8	Pit Out	167.7	36.786	105.5	43.104			5:28.482	17	<u>35.287</u>	177.6	36.175	114.4	Pit In	208.1	258.4	2:06.177
9		36.038	159.8	36.364	<u>115.6</u>	1:26.331	210.5	247.1	2:38.733	18							

133 Santos Avalué-Kristensen										LIGIER JS2R									
lap	Sect-1	Speed	Sect-2	Speed	Sect-3	Speed	TopSpeed	laptime	pit	lap	Sect-1	Speed	Sect-2	Speed	Sect-3	Speed	Topspeed	laptime	pit
1	Pit Out	127.2	45.923	95.5	50.939			2:21.363		11	Pit Out	141.5	39.532	93.6	44.847			5:17.631	
2		42.472	137.4	41.355	101.6	Pit In	187.5	209.3	2:19.073	12		37.755	135.7	38.144	102.8	44.903	194.6	236.3	2:00.802
3	Pit Out	125.1	40.909	98.7	45.143			4:26.556		13		38.402	142.7	39.080	103.8	43.119	191.5	234.3	2:00.601
4		41.130	148.4	41.863	103.3	44.901	194.6	220.9	2:07.894	14		38.164	158.1	37.670	108.9	43.544	193.5	235.3	1:59.378
5		38.964	135.7	40.132	90.9	44.323	192.5	235.3	2:03.419	15		37.551	160.2	38.274	112.4	42.735	191.5	235.3	1:58.560
6		38.240	149.2	39.895	93.0	45.682	194.6	236.8	2:03.817	16		36.761	160.7	38.097	100.7	42.374	194.6	236.8	1:57.232
7		37.689	153.6	40.788	91.2	43.851	195.7	236.8	2:02.328	17		36.682	<u>170.1</u>	38.767	107.1	42.532	196.7	237.9	1:57.981
8		37.472	162.9	39.524	100.3	44.167	195.7	236.8	2:01.163	18		36.910	163.6	37.532	115.8	<u>42.371</u>	196.7	237.4	1:56.813
9		37.120	162.4	38.290	94.7	43.506	195.7	236.8	1:58.916	19		<u>36.581</u>	165.1	<u>36.883</u>	<u>118.9</u>	42.504	196.7	<u>239.5</u>	<u>1:55.968</u>
10		37.609	151.9	38.202	101.1	Pit In	194.6	232.3	2:07.905	20		37.307	162.7	37.474	112.0	42.766	<u>197.8</u>	<u>239.5</u>	1:57.547

135 MARTINS-SVEPES										PORSCHE 992 GT3 CUP									
lap	Sect-1	Speed	Sect-2	Speed	Sect-3	Speed	TopSpeed	laptime	pit	lap	Sect-1	Speed	Sect-2	Speed	Sect-3	Speed	Topspeed	laptime	pit
1	Pit Out	116.9	43.968	118.6	Pit In			2:22.760		5		33.759	<u>181.2</u>	34.264	<u>123.0</u>	41.222	<u>218.2</u>	262.1	1:49.245
2	Pit Out	145.2	37.919	107.9	Pit In			4:37.495		6		<u>33.535</u>	170.1	34.949	109.3	40.000	<u>218.2</u>	<u>266.0</u>	<u>1:48.484</u>
3	Pit Out	177.3	35.349	115.6	Pit In			2:34.957		7		42.134	88.8	46.488	95.6	Pit In	216.9	263.4	2:35.774
4	Pit Out	180.9	<u>34.201</u>	119.9	<u>39.876</u>			2:15.555		8									

136 PEREIRA DA CRUZ-DIAS MOLEIRO										PORSCHE 992 GT3 CUP									
lap	Sect-1	Speed	Sect-2	Speed	Sect-3	Speed	TopSpeed	laptime	pit	lap	Sect-1	Speed	Sect-2	Speed	Sect-3	Speed	Topspeed	laptime	pit
1	Pit Out	121.5	42.574	85.2	47.540			2:11.351		9		38.580	142.7	39.934	110.3	Pit In	215.6	242.7	2:11.688
2		39.458	166.2	36.561	121.2	Pit In	200.0	215.6	2:07.835	10		Pit Out	121.2	38.982	110.3	43.046			12:13.666
3	Pit Out	171.2	38.073	107.2	43.026			6:44.174		11		36.551	157.2	35.795	112.1	42.003	205.7	250.6	1:54.349
4		36.550	157.9	37.167	111.6	42.637	210.5	259.0	1:56.354	12		34.480	185.2	35.297	111.5	40.839	216.9	262.8	1:50.616
5		36.012	182.1	36.149	120.9	41.800	211.8	220.4	1:53.961	13		34.292	183.1	35.051	110.0	<u>40.389</u>	216.9	263.4	<u>1:49.732</u>
6		34.746	184.0	34.759	<u>132.2</u>	41.194	214.3	262.1	1:50.699	14		34.555	198.9	35.635	113.1	40.750	218.2	<u>266.7</u>	1:50.940
7		34.445	186.9	35.276	125.7	40.954	218.2	264.7	1:50.675	15		<u>34.074</u>	<u>205.3</u>	40.648	109.8	42.508	211.8	261.5	1:57.230
8		34.552	186.9	<u>34.530</u>	130.6	41.809	216.9	264.7	1:50.891	16		40.567	151.5	36.109	105.6	40.465	211.8	247.7	1:57.141

140 MARREIROS-MARREIROS										PORSCHE 992 GT3 CUP									
lap	Sect-1	Speed	Sect-2	Speed	Sect-3	Speed	TopSpeed	laptime	pit	lap	Sect-1	Speed	Sect-2	Speed	Sect-3	Speed	Topspeed	laptime	pit
1	Pit Out	115.5	44.836	82.9	48.329			2:18.397		13		34.319	185.2	34.666	106.2	Pit In	215.6	<u>265.4</u>	1:56.290
2		40.679	155.2	39.417	89.2	46.194	170.6	238.4	2:06.290	14		Pit Out	159.3	36.045	107.2	41.186			7:10.232
3		36.607	180.3	39.038	90.0	42.071	206.9	255.9	1:57.716	15		34.521	181.8	35.292	104.2	40.479	215.6	261.5	1:50.292
4		36.036	174.8	35.932	95.1	40.763	215.6	262.1	1:52.731	16		34.069	187.5	35.525	105.4	40.358	215.6	261.5	1:49.952
5		34.737	171.4	35.822	93.5	42.344	215.6	264.7	1:52.903	17		35.452	184.6	35.055	<u>113.7</u>	40.773	214.3	257.8	1:51.280
6		36.304	184.3	35.833	99.1	41.211	200.0	254.7	1:53.348	18		34.577	178.5	35.234	109.8	40.483	214.3	262.8	1:50.294
7		36.139	181.8	36.204	95.5	40.500	215.6	263.4	1:52.843	19		34.352	185.9	34.530	110.5	40.310	215.6	262.8	1:49.192
8		34.543	192.9	35.157	109.5	41.661	214.3	261.5	1:51.361	20		34.292	190.1	34.632	109.1	40.432	<u>216.9</u>	264.1	1:49.356
9		34.243	188.2	35.051	104.5	40.351	215.6	262.8	1:49.645	21		34.575	189.5	34.870	109.1	40.614	<u>216.9</u>	264.7	1:50.059
10		33.927	193.5	34.513	103.1	<u>39.996</u>	214.3	262.1	<u>1:48.436</u>	22		34.470	171.7	36.593	104.0	40.398	215.6	264.1	1:51.461
11		<u>33.895</u>	173.9	35.540	106.7	41.307	215.6	262.8	1:50.742	23		34.003	186.5	35.242	107.6	40.710	215.6	264.1	1:49.955
12		34.100	174.2	35.945	103.9	41.185	213.0	260.9	1:51.230	24		34.303	<u>194.6</u>	<u>34.506</u>	110.9	40.538	203.4	256.5	1:49.347



## Caterham Racing Weekend

### Autódromo Internacional do Algarve

GT-CET

4 - 7 April 2024

Laps and Sector Times - PRIVATE PRACTICE 1

Autodromo Internacional Algarve - 4652mtr.

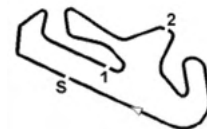
150 RAMOS-CARVALHO										ASTON MARTIN VANTAGE									
lap	Sect-1	Speed	Sect-2	Speed	Sect-3	Speed	TopSpeed	laptime	pit	lap	Sect-1	Speed	Sect-2	Speed	Sect-3	Speed	Topspeed	laptime	pit
1	Pit Out	111.6	47.596	87.2	48.295			2:22.470		10	<u>36.213</u>	165.6	36.865	120.1	42.899	<u>209.3</u>	<u>254.1</u>	1:55.977	
2	45.230	132.2	39.554	106.1	44.425	160.0	170.6	2:09.209		11	36.498	171.4	37.439	<u>126.0</u>	Pit In	206.9	<u>254.1</u>	2:06.973	
3	38.631	150.8	38.057	101.9	43.689	201.1	247.1	2:00.377		12	Pit Out	159.1	38.535	107.4	45.056			6:04.502	
4	36.572	168.0	36.707	115.6	42.834	206.9	252.9	1:56.113		13	38.333	157.0	38.958	104.7	46.595	202.2	248.8	2:03.886	
5	36.637	171.2	36.675	114.6	43.288	206.9	251.7	1:56.600		14	38.742	153.8	40.545	100.3	45.580	197.8	247.1	2:04.867	
6	40.757	146.9	38.132	110.9	Pit In	205.7	238.9	2:11.878		15	39.523	154.3	38.200	105.9	44.791	200.0	247.1	2:02.514	
7	Pit Out	163.9	40.892	107.1	43.419			3:41.920		16	38.010	<u>173.4</u>	38.104	102.2	45.472	201.1	248.8	2:01.586	
8	36.333	170.3	37.712	116.3	42.888	206.9	251.7	1:56.933		17	37.758	162.2	40.282	51.3	Pit In	202.2	250.6	2:12.474	
9	36.590	150.6	<u>36.646</u>	118.9	<u>42.389</u>	208.1	250.6	<u>1:55.625</u>		18									

166 CAETANO-POSSER										PORSCHE 991.2 GT3 CUP									
lap	Sect-1	Speed	Sect-2	Speed	Sect-3	Speed	TopSpeed	laptime	pit	lap	Sect-1	Speed	Sect-2	Speed	Sect-3	Speed	Topspeed	laptime	pit
1	Pit Out	127.4	43.596	103.6	45.397			2:14.777		12	35.635	171.2	36.449	100.2	Pit In	210.5	260.9	2:08.679	
2	38.703	152.3	38.601	103.2	46.200	201.1	230.3	2:03.504		13	Pit Out	170.6	36.513	116.1	41.719			4:08.115	
3	39.364	147.9	39.734	108.9	44.837	205.7	229.3	2:03.935		14	34.873	153.8	35.562	<u>120.8</u>	41.700	216.9	266.0	1:52.135	
4	36.843	157.9	37.674	100.6	43.723	205.7	255.9	1:58.240		15	34.809	174.2	35.214	105.0	<u>40.560</u>	<u>219.5</u>	<u>268.7</u>	<u>1:50.583</u>	
5	37.968	165.4	38.712	98.5	Pit In	208.1	247.7	2:09.628		16	<u>34.410</u>	194.2	<u>35.089</u>	114.5	41.719	218.2	267.3	1:51.218	
6	Pit Out	167.7	37.414	101.5	44.954			3:34.732		17	34.824	<u>195.3</u>	35.163	116.0	52.716	214.3	264.7	2:02.703	
7	37.908	167.7	39.785	105.9	44.419	185.6	209.3	2:02.112		18	38.441	182.7	35.601	104.4	41.682	174.8	238.4	1:55.724	
8	37.051	151.3	38.725	100.2	46.110	209.3	248.8	2:01.886		19	36.428	184.0	35.882	109.5	53.460	218.2	257.8	2:05.770	
9	38.200	172.0	38.727	108.1	45.307	197.8	245.5	2:02.234		20	50.560	158.8	36.936	108.8	42.097	214.3	267.3	2:09.593	
10	36.140	169.0	37.302	100.3	43.076	208.1	258.4	1:56.518		21	35.545	168.0	35.989	110.2	Pit In	211.8	264.7	2:17.444	
11	35.488	176.5	36.652	99.1	42.283	211.8	262.8	1:54.423		22									

181 Schidlof Marek-Gutierrez Agüi										MCLAREN ARTURA GT4									
lap	Sect-1	Speed	Sect-2	Speed	Sect-3	Speed	TopSpeed	laptime	pit	lap	Sect-1	Speed	Sect-2	Speed	Sect-3	Speed	Topspeed	laptime	pit
1	Pit Out		51.219		Pit In			2:51.249		10	Pit Out		41.496		53.417			6:19.907	
2	Pit Out		47.363		52.796			4:22.301		11	38.380		39.994		46.326	193.5	214.3	2:04.700	
3	49.200		43.724		50.959	144.6	159.8	2:23.883		12	41.856		38.585		46.547	194.6	236.3	2:06.988	
4	48.998		45.254		48.793	155.2	150.2	2:23.045		13	40.875		41.774		47.194	193.5	236.3	2:09.843	
5	41.496		39.264		Pit In	183.7	224.5	2:15.878		14	38.279		38.502		46.072	191.5	237.4	2:02.853	
6	Pit Out		38.734		43.396			4:20.066		15	38.043		38.294		44.571	187.5	234.3	2:00.908	
7	36.641		37.702		44.006	<u>202.2</u>	238.9	1:58.349		16	37.611		37.898		43.934	196.7	238.9	1:59.443	
8	<u>36.090</u>		36.999		<u>42.600</u>	200.0	241.1	<u>1:55.689</u>		17	37.321		37.548		43.978	198.9	<u>242.2</u>	1:58.847	
9	36.301		<u>36.815</u>		Pit In	200.0		2:05.750		18	37.068		37.667		Pit In	198.9		2:07.928	

191 Jean-Roch PIAT										PORSCHE 991.1 GT3 CUP									
lap	Sect-1	Speed	Sect-2	Speed	Sect-3	Speed	TopSpeed	laptime	pit	lap	Sect-1	Speed	Sect-2	Speed	Sect-3	Speed	Topspeed	laptime	pit
1	Pit Out	56.4	1:15.448	<u>58.0</u>	Pit In			4:20.807		2	Pit Out	<u>60.4</u>	<u>1:15.158</u>	53.8	Pit In			10:55.085	

199 José BARROS										PORSCHE 991.2 GT3 CUP									
lap	Sect-1	Speed	Sect-2	Speed	Sect-3	Speed	TopSpeed	laptime	pit	lap	Sect-1	Speed	Sect-2	Speed	Sect-3	Speed	Topspeed	laptime	pit
1	Pit Out		50.494	83.7	50.182			2:29.011		11	34.542		<u>34.615</u>	<u>134.0</u>	40.685	219.5	268.7	1:49.842	
2	42.387		39.951	112.7	47.665	162.9	200.0	2:10.003		12	34.758		35.323	117.4	Pit In	<u>222.2</u>	266.7	2:19.434	
3	38.612		37.271	120.7	43.817	188.5	223.1	1:59.700		13	Pit Out		35.499	121.5	41.975			5:25.901	
4	37.741		38.331	105.9	41.721	216.9	248.8	1:57.793		14	35.101		34.977	126.5	40.380	214.3	265.4	1:50.458	
5	36.082		35.970	128.0	41.667	218.2	260.2	1:53.719		15	33.832		34.656	131.9	40.545	220.9	268.7	<u>1:49.033</u>	
6	35.509		35.181	130.4	Pit In	218.2	255.3	2:11.334		16	34.948		39.278	113.7	40.916	218.2	267.3	1:55.142	
7	Pit Out		36.228	128.7	41.010			3:13.582		17	34.095		34.625		<u>40.360</u>	215.6	265.4	1:49.080	
8	34.403		35.024	126.3	41.371	220.9	267.3	1:50.798		18	<u>33.787</u>		36.158	100.1	41.075	<u>222.2</u>	<u>270.0</u>	1:51.020	



## Caterham Racing Weekend

### Autódromo Internacional do Algarve

GT-CET

4 - 7 April 2024

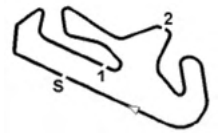
Laps and Sector Times - PRIVATE PRACTICE 1

Autodromo Internacional Algarve - 4652mtr.

9	34.814	34.837	117.9	41.473	218.2	262.8	1:51.124	19	34.527	36.994	110.4	41.211	220.9	269.3	1:52.732
10	35.949	37.357	123.6	41.455	216.9	266.0	1:54.761	20	33.949	35.306	121.6	Pit In	219.5	268.7	2:12.932

415 Jeremy FALIGAND										PORSCHE CUP 992									
lap	Sect-1	Speed	Sect-2	Speed	Sect-3	Speed	TopSpeed	laptime	pit	lap	Sect-1	Speed	Sect-2	Speed	Sect-3	Speed	Topspeed	laptime	pit
1	Pit Out	112.6	44.720	91.4	49.076			2:15.407		12	37.764	<u>185.6</u>	36.744	117.1	42.633	211.8	257.1	1:57.141	
2	39.225	140.6	42.034	97.3	46.175	203.4	246.0	2:07.434		13	35.814	163.9	36.948	115.6	42.514	209.3	258.4	<u>1:55.276</u>	
3	37.791	156.1	39.478	103.4	44.390	203.4	250.6	2:01.659		14	<u>35.546</u>	182.4	37.225	<u>121.1</u>	42.843	211.8	260.2	1:55.614	
4	38.315	156.7	39.066	115.0	Pit In	206.9	225.0	2:09.745		15	36.076	169.5	36.987	110.3	43.192	213.0	259.6	1:56.255	
5	Pit Out	147.7	40.336	106.9	44.467			5:07.969		16	35.862	168.0	37.150	106.1	42.744	208.1	257.1	1:55.756	
6	37.546	156.5	38.120	109.3	43.672	202.2	255.9	1:59.338		17	36.069	168.8	39.347	116.4	44.881	211.8	259.6	2:00.297	
7	37.310	161.4	37.587	111.2	44.215	205.7	251.7	1:59.112		18	36.109	169.3	37.526	115.6	44.246	210.5	260.9	1:57.881	
8	37.715	169.5	38.120	111.9	43.187	198.9	250.6	1:59.022		19	36.916	153.4	38.452	111.1	<u>42.474</u>	194.6	245.5	1:57.842	
9	36.921	153.2	38.537	109.2	Pit In	208.1	257.8	2:06.549		20	35.811	184.6	<u>36.739</u>	113.4	42.989	<u>214.3</u>	<u>261.5</u>	1:55.539	
10	Pit Out	165.6	37.966	112.6	43.117			6:35.504		21	35.735	185.2	37.636	95.2	Pit In	209.3	259.6	2:06.026	
11	35.995	168.0	37.648	109.6	43.045	208.1	257.1	1:56.688		22									

701 Patrick L. Bay										VORTEX 1.0									
lap	Sect-1	Speed	Sect-2	Speed	Sect-3	Speed	TopSpeed	laptime	pit	lap	Sect-1	Speed	Sect-2	Speed	Sect-3	Speed	Topspeed	laptime	pit
1	Pit Out	95.2	48.117	87.6	48.641			2:29.685		13	34.856	170.9	35.679	120.3	40.115	210.5	250.0	1:50.650	
2	39.855	133.2	39.129	103.3	43.433	196.7	221.3	2:02.417		14	34.782	169.3	34.952	108.1	41.930	210.5	248.8	1:51.664	
3	37.721	151.5	37.759	110.7	42.615	203.4	246.0	1:58.095		15	37.197	174.8	35.043	117.4	40.857	210.5	248.3	1:53.097	
4	36.479	173.6	35.816	110.7	41.367	206.9	248.3	1:53.662		16	34.977	182.1	35.186	115.3	<u>39.829</u>	208.1	248.8	1:49.992	
5	35.906	163.9	36.882	106.3	41.790	206.9	249.4	1:54.578		17	34.580	183.1	34.752	115.4	40.299	210.5	247.7	1:49.631	
6	36.508	168.0	36.395	109.3	41.526	205.7	245.5	1:54.429		18	34.537	173.6	36.620	113.2	39.867	208.1	248.3	1:51.024	
7	35.433	171.4	35.455	114.9	Pit In	208.1	247.7	2:04.245		19	34.436	184.3	34.937	106.0	39.932	209.3	248.3	1:49.305	
8	Pit Out	147.1	38.897	106.8	41.866			4:25.067		20	<u>34.001</u>	190.8	35.007	<u>126.8</u>	40.488	<u>213.0</u>	250.0	1:49.496	
9	35.704	177.9	37.317	104.1	1:03.928	209.3	247.7	2:16.949		21	38.573	<u>192.2</u>	35.395	117.0	40.321	211.8	<u>255.9</u>	1:54.289	
10	36.276	172.0	35.391	113.1	41.822	201.1	245.5	1:53.489		22	34.558	186.9	34.769	117.8	40.260	209.3	247.1	1:49.587	
11	35.424	176.2	34.753	113.9	40.641	208.1	251.2	1:50.818		23	34.329	190.1	34.533	115.4	39.919	210.5	250.0	<u>1:48.781</u>	
12	34.994	178.5	34.581	115.4	40.086	208.1	248.3	1:49.661		24	34.422	181.8	<u>34.412</u>	118.7	Pit In	211.8	250.0	2:00.179	



## Caterham Racing Weekend

Autódromo Internacional do Algarve

GT-CET

4 - 7 April 2024

Result PRIVATE PRACTICE 2

Autodromo Internacional Algarve - 4652mtr.


Pos	Nbr	Name / Entrant	Car	Cls	Plc	Fastest	In	Gap	Diff	Laps	Km/h
1	135	MARTINS-SVEPES RACAR MOTORSPORT	PORSCHE 992 GT3 CUP	GT Cup	1	1:45.607	20			20	158.61
2	122	BARAMBIO PEREA-GARCIA MENENDEZ ALEJANDRO BARAMBIO PEREA	PORSCHE 992K	GT Cup	2	1:45.960	16	0.353	0.353	16	158.08
3	111	YEREGUI YBARRA-CARRETERO ORTEGA CD DAGO	AUDI RO	GPX	1	1:46.146	12	0.539	0.186	18	157.80
4	120	GOMEZ-GOMEZ ARNAUD GOMEZ	VORTEX 2.0	GPX	2	1:46.600	5	0.993	0.454	20	157.13
5	136	PEREIRA DA CRUZ-DIAS MOLEIRO RACAR MOTORSPORT	PORSCHE 992 GT3 CUP	GT Cup	3	1:47.683	11	2.076	1.083	18	155.55
6	199	José BARROS VELOSO MOTORSPORT	PORSCHE 991.2 GT3 CUP	GT Cup	4	1:47.800	12	2.193	0.117	21	155.38
7	113	VINYES DABAD-FONT CASAS BAPORO MOTORSPORT	PORSCHE 992 CUP	GT Cup	5	1:47.990	20	2.383	0.190	21	155.11
8	100	BRAS SILVERO-GONZALEZ GONZALEZ ESCUADERIA FARAON	PORSCHE 992 CUP	GT Cup	6	1:48.005	13	2.398	0.015	17	155.09
9	140	MARREIROS-MARREIROS VELOSO MOTORSPORT	PORSCHE 992 GT3 CUP	GT Cup	7	1:48.251	19	2.644	0.246	22	154.74
10	118	FONTES BLANCO-SILVERO CASTILLA ESCUADERIA FARAON	FERRARI 488 CH EVO	GPX	3	1:48.762	5	3.155	0.511	22	154.01
11	123	SANABRIA CRESPO-BRIOSO ESCUADERIA FARAON	PORSCHE 992 CUP	GT Cup	8	1:49.069	18	3.462	0.307	19	153.58
12	701	Patrick L. BAY TBA	VORTEX 1.0	GPX	4	1:49.468	10	3.861	0.399	16	153.02
13	166	CAETANO-POSSER VELOSO MOTORSPORT	PORSCHE 991.2 GT3 CUP	GT Cup	9	1:49.824	12	4.217	0.356	23	152.52
14	415	Jeremy FALIGAND FALIGAND JEREMY	PORSCHE CUP 992	GT Cup	10	1:50.137	16	4.530	0.313	18	152.09
15	121	AMROUCHE-AMROUCHE LIONELAMROUCHE	VORTEX 2.0	GPX	5	1:50.174	23	4.567	0.037	23	152.04
16	112	LOURINHO BRAS-GOMEZ GUILLEN ESCUADERIA FARAON	PORSCHE 992 CUP	GT Cup	11	1:52.170	21	6.563	1.996	21	149.33
17	150	RAMOS-CARVALHO ARAUJO COMPETICAO	ASTONMARTIN VANTAGE	GPX	6	1:52.700	6	7.093	0.530	20	148.63
18	114	Hendrik van ZOEST SKUALO COMPETICIÓN	PORSCHE 991-1 GT3 CUP	GT Cup	12	1:54.433	14	8.826	1.733	15	146.38
19	191	Jean-Roch PIAT VELOSO MOTORSPORT	PORSCHE 991.1 GT3 CUP	GT Cup	13	1:54.752	13	9.145	0.319	21	145.97
20	133	SANTOS AVALLE-KRISTENSEN CHEFO SPORT	LIGIER JS2R	GT4	1	1:56.077	20	10.470	1.325	21	144.30
21	181	SCHIDLOF MAREK-GUITIERREZ AGUI ESCUADERIA BAIXEMPORDÁ	MCLAREN ARTURA GT4	GT4	2	1:56.651	17	11.044	0.574	18	143.59
22	110	Plazio Gomez-Plazio Gomez CHEFO SPORT	LIGIER JS2R	GT4	3	2:00.866	11	15.259	4.215	13	138.59
23	15	GOROSTIZA TELLERIA-CHILLIDA BELZU LURAUTO K.K.	BMW M2 CS RACING	D1	1	2:01.211	3	15.604	0.345	21	138.19

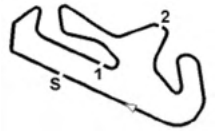
Fastest time : 1:45.607 in lap 20 by nbr. 135: MARTINS-SVEPES (PORSCHE 992 GT3 CUP)

Publication-time

Results: <https://livetiming.raceresults.ru/autodromodalgarve>

Timekeeping by :

Timekeeper  Luis Mesquita	Clerck of The Course	Steward	Steward	Steward
---	----------------------	---------	---------	---------



## Caterham Racing Weekend

Autódromo Internacional do Algarve

GT-CET

4 - 7 April 2024

Result PRIVATE PRACTICE 2

Autodromo Internacional Algarve - 4652mtr.


Pos	Nbr	Name / Entrant	Car	Cls	Plc	Fastest	In	Gap	Diff	Laps	Km/h
24	6	CANIZARES TORTOSA-MENKESCAMPEL RX PRO RACING	PEUGEOT 308 RACING CUP	D1	2	2:02.873	3	17.266	1.662	9	136.32
25	36	ALVAREZ SINDIN-SANTOS PEREZ UCAVRACING	SEAT LEON SUPERCOPA MK2	D1	3	2:04.947	4	19.340	2.074	16	134.06
26	66	PUITGMAL-NAOUR MOTORCLUB SABADELL	RENAULT CLIO CUP IV	D3	1	2:05.736	17	20.129	0.789	18	133.22
27	40	Jose PALOMAR MAROTO MOTORCLUB SABADELL	RENAULT CLIO CUP IV	D3	2	2:06.070	18	20.463	0.334	19	132.87
28	23	CARAYOL CASAS-GOMEZ GOMEZ RX PRO RACING	RENAULT CLIO CUP IV	D3	3	2:06.812	17	21.205	0.742	19	132.09
29	9	ALBORS ALEXANDRE-LOPEZ BALBOA BALBORMOTORSPORT C.A.	RENAULT CLIO CUP IV	D3	4	2:07.559	3	21.952	0.747	13	131.31
30	20	AIZPURUA SAENZ-GOMEZ GUTIERREZ CHEFO SPORT	RENAULT CLIO CUP V	D4	1	2:15.958	4	30.351	8.399	18	123.20
31	10	Máximo VARELA CHEFO SPORT	RENAULT CLIO CUP V	D4	2	2:16.524	9	30.917	0.566	13	122.69

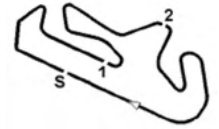
Fastest time : 1:45.607 in lap 20 by nbr. 135 : MARTINS-SVEPES (PORSCHE 992 GT3 CUP)

Publication-time

Results: <https://livetiming.raceresults.nu/autodromodoalgarve>

Timekeeping by :

Timekeeper  Luis Mesquita	Clerck of The Course	Steward	Steward	Steward
---	----------------------	---------	---------	---------



## Caterham Racing Weekend

### Autódromo Internacional do Algarve

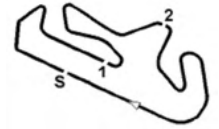
GT-CET

4 - 7 April 2024

Laptimes - PRIVATE PRACTICE 2

Autodromo Internacional Algarve - 4652mtr.

Nbr	Name	Laps	lap	Lap ..1	Lap ..2	Lap ..3	Lap ..4	Lap ..5	Lap ..6	Lap ..7	Lap ..8	Lap ..9	Lap ..0
121	AMROUCHE-AMROUCHE	23	1 - 10	2:12.698	1:56.537	1:51.754	1:50.181	1:50.832	1:53.379	1:51.258	1:51.236	2:18.975	5:07.794
			11 - 20	1:51.567	2:00.921	4:08.419	1:53.636	1:52.439	1:52.458	1:52.415	1:50.611	1:53.126	1:52.625
			21 - 30	1:52.182	1:51.168	1:50.174							
166	CAETANO-POSSER	23	1 - 10	2:16.357	2:10.625	2:02.772	2:00.330	1:57.199	1:56.764	1:55.537	1:55.718	3:01.123	5:36.853
			11 - 20	2:03.186	1:49.824	1:52.178	1:50.714	1:50.280	1:51.470	1:51.048	2:10.251	1:51.732	1:52.142
			21 - 30	1:50.405	1:52.060	2:28.486							
140	MA RREIROS-MA RREIROS	22	1 - 10	2:28.160	2:22.621	2:02.655	1:51.472	1:50.835	1:50.577	1:50.096	2:21.968	5:17.522	1:51.096
			11 - 20	1:53.981	1:49.502	1:49.745	1:58.820	3:23.605	1:50.849	1:50.417	1:50.213	1:48.251	1:50.658
			21 - 30	1:50.653	2:02.766								
118	FONTES BLANCO-SILVERO CAST	22	1 - 10	2:09.139	1:56.574	1:50.378	1:49.556	1:48.762	2:12.359	5:36.161	4:30.106	1:58.879	1:58.826
			11 - 20	1:56.908	1:55.903	1:57.390	1:57.722	1:55.618	1:54.553	1:55.082	1:58.703	1:54.660	1:56.733
			21 - 30	1:56.175	2:28.739								
199	José BARROS	21	1 - 10	2:35.128	2:17.115	1:56.977	1:51.820	1:49.787	1:49.257	1:48.581	2:23.682	5:44.480	1:48.066
			11 - 20	1:48.491	1:47.800	1:49.708	1:52.579	1:51.232	1:48.715	2:22.369	5:37.176	1:48.089	1:48.315
			21 - 30	2:02.541									
112	LOURINHO BRAS-GOMEZ GUILLE	21	1 - 10	2:11.491	2:05.582	2:11.809	2:17.533	3:04.019	6:41.537	5:03.205	1:55.916	1:58.214	1:58.556
			11 - 20	1:56.384	1:56.066	1:56.539	1:56.756	1:55.692	1:54.717	1:56.355	1:55.813	1:53.434	1:55.570
			21 - 30	1:52.170									
191	Jean-Roch PIAT	21	1 - 10	2:30.716	2:12.905	2:02.220	1:59.633	1:58.939	1:58.261	2:48.979	8:17.829	1:59.638	1:57.650
			11 - 20	1:55.717	1:54.809	1:54.752	1:55.911	2:26.160	2:00.144	1:58.177	1:57.085	1:56.859	2:01.397
			21 - 30	2:10.189									
113	VINYES DABAD-FONT CASAS	21	1 - 10	2:12.274	1:56.817	1:53.175	2:04.789	4:54.138	1:49.687	1:48.159	2:43.795	6:34.801	1:51.872
			11 - 20	1:48.367	1:48.193	2:07.904	4:17.829	1:49.306	1:49.330	1:48.056	1:53.024	1:49.904	1:47.990
			21 - 30	1:48.843									
15	GOROSTIZA TELLERIA-CHILLIDA	21	1 - 10	2:22.209	2:08.136	2:01.211	2:04.459	2:01.712	2:40.715	4:48.810	3:39.971	2:11.240	2:08.364
			11 - 20	2:07.705	2:06.842	2:05.090	2:05.440	2:10.193	2:05.427	2:07.379	2:06.490	2:03.440	2:04.171
			21 - 30	2:21.365									
133	SANTOS AVALLE-KRISTENSEN	21	1 - 10	2:22.967	2:01.731	1:58.090	1:56.457	1:57.750	1:57.346	1:57.802	1:56.970	2:15.835	5:04.032
			11 - 20	1:56.505	2:03.056	4:24.922	2:01.364	2:07.287	5:16.817	1:58.784	1:57.581	2:03.752	1:56.077
			21 - 30	2:08.942									
120	GOMEZ-GOMEZ	20	1 - 10	1:55.985	1:51.146	1:47.658	1:46.961	1:46.600	1:47.028	1:47.254	1:47.557	2:21.675	9:19.124
			11 - 20	1:51.186	1:49.319	1:49.841	1:49.558	1:49.434	2:02.756	5:25.072	1:52.809	1:48.850	1:48.701
135	MARTINS-SVEPES	20	1 - 10	2:19.593	2:06.030	2:08.735	1:50.495	1:47.981	1:49.292	1:55.593	1:50.026	2:06.618	5:27.286
			11 - 20	1:47.888	1:53.651	7:31.523	1:51.969	1:55.138	1:50.621	1:52.004	1:57.056	3:23.163	1:45.607
150	RAMOS-CARVALHO	20	1 - 10	2:45.156	2:19.206	2:16.794	3:13.842	1:53.994	1:52.700	2:04.891	3:04.564	6:10.957	1:56.979
			11 - 20	1:57.025	1:57.841	1:57.742	2:06.915	4:35.984	1:59.012	1:58.566	1:58.630	1:55.793	2:16.074
123	SANABRIA CRESPO-BRIOSO	19	1 - 10	2:19.295	1:57.860	1:55.503	1:54.338	1:53.592	1:55.605	2:06.161	7:41.565	1:54.949	1:53.560
			11 - 20	1:52.182	2:05.371	3:24.801	1:51.164	1:49.945	1:51.267	1:49.257	1:49.069	2:09.797	
40	Jose PALOMA R MAROTO	19	1 - 10	2:45.457	2:44.173	4:52.604	2:21.642	2:12.114	2:34.154	4:15.430	2:08.730	2:13.423	2:07.024
			11 - 20	2:15.498	3:31.846	2:07.811	2:12.816	2:08.942	2:06.852	2:06.500	2:06.070	2:17.716	
23	CARAYOL CASAS-GOMEZ GOMEZ	19	1 - 10	2:19.604	2:10.310	2:09.439	2:09.655	2:09.739	2:31.086	4:03.792	5:15.127	2:08.832	2:25.326
			11 - 20	5:35.991	2:10.402	2:08.343	2:08.219	2:07.230	2:07.230	2:06.812	2:08.886	2:08.091	
111	YEREGUI YBARRA-CARRETERO	18	1 - 10	2:06.273	2:03.084	1:56.748	1:53.341	1:54.144	1:52.317	1:51.407	1:52.087	2:51.793	5:52.344
			11 - 20	1:52.228	1:46.146	1:47.352	1:53.777	3:25.577	1:47.888	1:47.515	2:12.859		
181	SCHIDLUF MAREK-GUITIERREZ A	18	1 - 10	2:15.188	2:10.171	2:02.919	2:00.627	2:02.012	1:58.432	2:00.634	2:16.159	5:59.484	1:58.864
			11 - 20	2:02.546	1:59.934	2:26.724	4:53.346	1:58.565	1:56.951	1:56.651	2:19.017		



## Caterham Racing Weekend

### Autódromo Internacional do Algarve

GT-CET

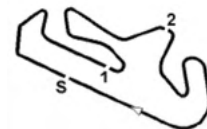
Laptimes - PRIVATE PRACTICE 2

4 - 7 April 2024

Autodromo Internacional Algarve - 4652mtr.

Nbr	Name	Laps	lap	Lap ..1	Lap ..2	Lap ..3	Lap ..4	Lap ..5	Lap ..6	Lap ..7	Lap ..8	Lap ..9	Lap ..0
66	PUITGMAL-NA OUR	18	1 - 10	2:34.266	2:39.629	3:29.076	2:09.505	2:09.009	2:11.215	2:10.538	2:48.304	4:04.000	3:27.545
			11 - 20	2:18.644	3:20.542	2:08.610	2:09.594	2:07.761	2:06.713	2:05.736	2:17.592		
20	AIZPURUA SAENZ-GOMEZ GUTIE	18	1 - 10	2:37.425	2:31.190	2:19.432	2:15.958	2:18.475	2:26.742	5:17.033	6:33.144	2:18.920	2:17.899
			11 - 20	2:17.828	2:19.761	2:19.255	2:17.952	2:19.300	2:16.797	2:17.194	2:18.558		
136	PEREIRA DA CRUZ-DIAS MOLEIR	18	1 - 10	2:13.816	2:00.376	1:53.215	1:50.505	1:49.711	1:50.703	1:59.656	9:49.315	1:50.755	1:49.604
			11 - 20	1:47.683	1:57.726	4:36.667	1:50.789	1:48.797	1:55.020	2:29.095	3:37.565		
415	Jeremy FALIGAND	18	1 - 10	2:09.774	2:07.769	2:00.353	2:00.318	2:06.046	5:32.229	10:24.468	1:57.396	1:54.745	2:03.283
			11 - 20	4:21.536	1:53.404	1:51.863	1:54.689	1:50.836	1:50.137	1:50.543	2:06.995		
100	BRAS SILVERO-GONZALEZ GONZ	17	1 - 10	2:12.354	2:00.085	1:52.071	1:52.259	1:50.811	1:53.524	1:49.306	2:10.152	1:56.393	6:44.430
			11 - 20	1:53.176	1:48.936	1:48.005	1:48.075	1:49.668	2:01.148	6:37.769			
701	Patrick L. BAY	16	1 - 10	2:26.059	1:58.656	1:53.401	2:23.927	7:48.280	3:04.137	3:18.779	1:52.914	1:50.346	1:49.468
			11 - 20	1:49.876	2:19.805	1:54.470	1:50.448	1:57.401	2:03.186				
36	ALVAREZ SINDIN-SANTOS PEREZ	16	1 - 10	2:17.666	2:07.959	2:04.960	2:04.947	2:13.336	5:01.731	2:43.424	5:20.585	2:26.020	4:46.505
			11 - 20	2:09.681	2:10.942	2:10.657	2:06.751	2:07.472	2:07.857				
122	BARAMBIO PEREA-GARCIA MENE	16	1 - 10	2:08.924	1:57.406	1:51.819	1:49.674	1:48.770	14:51.829	1:52.819	1:48.427	1:48.006	1:53.647
			11 - 20	5:43.107	1:46.408	1:55.888	1:45.991	2:07.265	1:45.960				
114	Hendrik van ZOEST	15	1 - 10	2:20.431	2:01.491	1:57.404	1:56.587	2:30.021	4:29.866	1:56.300	1:57.289	1:57.737	1:55.411
			11 - 20	2:04.190	3:26.541	1:55.392	1:54.433	2:06.847					
110	Plazio Gomez-Plazio Gomez	13	1 - 10	2:16.426	2:08.028	2:03.237	11:20.855	8:39.370	2:04.180	2:04.133	2:01.740	2:11.885	5:01.103
			11 - 20	2:00.866	2:02.792	2:23.447							
10	Máximo VARELA	13	1 - 10	2:34.813	2:26.192	2:21.260	2:18.243	2:20.411	2:18.040	16:29.606	2:26.002	2:16.524	2:19.301
			11 - 20	2:52.783	2:20.767	3:15.094							
9	ALBORS ALEIXANDRE-LOPEZ BA	13	1 - 10	2:09.618	2:08.233	2:07.559	10:07.268	2:19.132	2:14.672	2:13.323	2:12.996	2:14.005	2:13.684
			11 - 20	2:13.369	2:17.200	2:15.698							
6	CANIZAR ES TORTOSA-MENKES	9	1 - 10	2:21.317	2:07.464	2:02.873	2:07.491	3:51.377	2:19.489	24:10.436	2:07.676	2:55.284	





## Caterham Racing Weekend

### Autódromo Internacional do Algarve

GT-CET

4 - 7 April 2024

Laps and Sector Times - PRIVATE PRACTICE 2

Autodromo Internacional Algarve - 4652mtr.

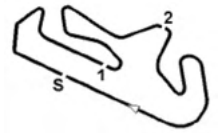
6 CANI ZARES TORTOSA-MENKES CAMPELO										PEUGEOT 308 RACING CUP									
lap	Sect-1	Speed	Sect-2	Speed	Sect-3	Speed	TopSpeed	laptime	pit	lap	Sect-1	Speed	Sect-2	Speed	Sect-3	Speed	Topspeed	laptime	pit
1	Pit Out	96.9	44.131	88.7	50.055			2:21.317		6	40.251	131.9	41.668	91.9	Pit In	181.8	210.9	2:19.489	
2	41.071	119.5	40.247	92.9	46.146	184.6	213.9	2:07.464		7	Pit Out	129.8	41.544	97.0	46.198			24:10.436	
3	39.603	137.6	38.914	96.5	<u>44.356</u>	189.5	228.3	<u>2:02.873</u>		8	41.024	134.0	40.764	<u>101.3</u>	45.888	172.2	203.8	2:07.676	
4	<u>37.758</u>	<u>155.2</u>	<u>38.549</u>	101.2	Pit In	<u>190.5</u>	<u>230.8</u>	2:07.491		9	53.170	94.2	55.874	83.3	Pit In	171.4	205.3	2:55.284	
5	Pit Out	126.2	39.262	94.9	44.581			3:51.377		10									

9 ALBORS ALEI XANDRE-LOPEZ BALBOA										RENAULT CLIO CUP IV									
lap	Sect-1	Speed	Sect-2	Speed	Sect-3	Speed	TopSpeed	laptime	pit	lap	Sect-1	Speed	Sect-2	Speed	Sect-3	Speed	Topspeed	laptime	pit
1					46.690	173.9	208.5	2:09.618		8						173.1	209.7	2:12.996	
2					46.721	174.8		2:08.233		9					49.525	166.7		2:14.005	
3	<u>40.020</u>		<u>41.340</u>		<u>46.199</u>	174.8	<u>211.4</u>	<u>2:07.559</u>		10	40.719		44.433		48.532	172.2		2:13.684	
4	47.719		8:28.711		50.838	<u>175.6</u>	197.8	10:07.268		11	41.300		44.153		47.916	171.4		2:13.369	
5	42.083		45.707		51.342	164.4	206.1	2:19.132		12					48.013	173.1		2:17.200	
6	41.745		43.594		49.333	168.2		2:14.672		13	44.792		43.681		47.225	173.1		2:15.698	
7	41.887		42.788		48.648	164.4	203.4	2:13.323		14									

10 Máximo VARELA										RENAULT CLIO CUP V									
lap	Sect-1	Speed	Sect-2	Speed	Sect-3	Speed	TopSpeed	laptime	pit	lap	Sect-1	Speed	Sect-2	Speed	Sect-3	Speed	Topspeed	laptime	pit
1	Pit Out	105.2	49.780	72.3	56.012			2:34.813		8	50.461	119.3	45.440	89.5	50.101	162.9	194.2	2:26.002	
2	47.820	125.6	46.896	80.8	51.476	163.6	172.2	2:26.192		9	43.002	138.8	43.526	92.7	49.996	167.4	199.6	<u>2:16.524</u>	
3	44.788	115.1	45.292	83.0	51.180	163.6	190.5	2:21.260		10	44.274	127.1	44.358	86.1	50.669	<u>169.8</u>	190.8	2:19.301	
4	43.947	137.6	44.301	86.5	<u>49.995</u>	166.7	196.4	2:18.243		11	42.973	<u>149.8</u>	<u>42.958</u>	<u>94.0</u>	1:26.852	168.2	184.9	2:52.783	
5	43.711	142.3	44.303	85.0	52.397	166.7	194.6	2:20.411		12	45.465	137.6	44.678	90.5	50.624	165.9	169.0	2:20.767	
6	<u>42.357</u>	142.9	45.110	91.7	50.573	168.2	<u>204.5</u>	2:18.040		13	44.407	136.5	43.663	92.0	Pit In	167.4	194.9	3:15.094	
7	14:47.549	117.9	48.713	79.0	53.344	169.0	198.9	16:29.606		14									

15 GOROSTI ZA TELLERIA-CHILLI DA BELZUNCE										BMW M2 CS RACING									
lap	Sect-1	Speed	Sect-2	Speed	Sect-3	Speed	TopSpeed	laptime	pit	lap	Sect-1	Speed	Sect-2	Speed	Sect-3	Speed	Topspeed	laptime	pit
1	Pit Out		46.803	107.1	47.863			2:22.209		12	38.831		41.807	110.0	46.204	200.0	243.2	2:06.842	
2	40.769		42.786	103.3	44.581	194.6	227.4	2:08.136		13	39.101		39.894	108.2	46.095	200.0	241.1	2:05.090	
3	<u>37.870</u>		39.040	110.2	<u>44.301</u>	200.0	246.0	<u>2:01.211</u>		14	38.853		39.578	99.6	47.009	200.0	238.9	2:05.440	
4	38.729		40.393	<u>111.2</u>	45.337	<u>204.5</u>	240.5	2:04.459		15	41.751		42.694	104.3	45.748	200.0	241.1	2:10.193	
5	37.890		39.432	109.5	44.390	203.4	<u>251.7</u>	2:01.712		16	38.712		40.313	108.0	46.402	200.0	246.0	2:05.427	
6	44.599		46.302	79.5	Pit In	203.4	238.9	2:40.715		17	40.275		39.799	107.4	47.305	195.7	245.5	2:07.379	
7	Pit Out		55.692	79.5	Pit In			4:48.810		18	39.015		40.411	109.1	47.064	197.8	230.3	2:06.490	
8	Pit Out		41.872	103.9	52.060			3:39.971		19	38.647		38.827	109.3	45.966	201.1	241.6	2:03.440	
9	40.486		41.606	105.9	49.148	192.5	227.8	2:11.240		20	38.366		39.432	106.4	46.373	194.6	237.9	2:04.171	
10	39.445		41.749	105.9	47.170	196.7	233.8	2:08.364		21	39.154		<u>38.813</u>	93.9	Pit In	198.9	248.3	2:21.365	
11	39.441		40.651	94.7	47.613	200.0	227.8	2:07.705		22									

20 AI ZPURUA SAENZ-GOMEZ GUTIERREZ										RENAULT CLIO CUP V									
lap	Sect-1	Speed	Sect-2	Speed	Sect-3	Speed	TopSpeed	laptime	pit	lap	Sect-1	Speed	Sect-2	Speed	Sect-3	Speed	Topspeed	laptime	pit
1	Pit Out	119.6	49.042	82.5	1:01.148			2:37.425		10	43.798	149.2	44.113	100.7	49.988	165.1	199.6	2:17.899	
2	48.854	120.7	47.786	89.7	54.550	156.5	164.9	2:31.190		11	43.738	142.5	44.046	98.3	50.044	165.9	201.9	2:17.828	
3	44.295	132.0	46.115	92.7	49.022	160.0	197.8	2:19.432		12	43.794	149.6	44.599	<u>108.4</u>	51.368	167.4	201.5	2:19.761	
4	43.401	137.9	43.994	88.3	<u>48.563</u>	169.0	203.0	<u>2:15.958</u>		13	44.159	141.9	43.730	94.3	51.366	162.2	200.0	2:19.255	
5	42.676	136.9	44.076	90.5	51.723	<u>173.1</u>	203.8	2:18.475		14	43.442	143.4	44.602	91.4	49.908	162.2	198.9	2:17.952	
6	<u>42.672</u>	144.0	44.559	99.7	Pit In	169.8	<u>204.9</u>	2:26.742		15	44.372	144.8	45.095	89.9	49.833	165.1	200.4	2:19.300	
7	Pit Out	84.4	55.133	76.2	Pit In			5:17.033		16	43.495	<u>152.3</u>	43.719	97.6	49.583	165.9	202.2	2:16.797	
8	Pit Out	140.8	46.329	95.5	50.823			6:33.144		17	43.779	141.0	<u>43.673</u>	96.4	49.742	166.7	200.4	2:17.194	



## Caterham Racing Weekend

### Autódromo Internacional do Algarve

GT-CET

4 - 7 April 2024

Laps and Sector Times - PRIVATE PRACTICE 2

Autodromo Internacional Algarve - 4652mtr.

9	43.967	128.3	44.923	97.5	50.030	168.2	203.0	2:18.920	18	43.390	150.0	44.509	91.6	50.659	167.4	203.4	2:18.558
---	--------	-------	--------	------	--------	-------	-------	----------	----	--------	-------	--------	------	--------	-------	-------	----------

23 CARAYOL CASAS-GOMEZ GOMEZ										RENAULT CLIO CUP IV									
lap	Sect-1	Speed	Sect-2	Speed	Sect-3	Speed	TopSpeed	laptime	pit	lap	Sect-1	Speed	Sect-2	Speed	Sect-3	Speed	Topspeed	laptime	pit
1	Pit Out	132.0	44.641	103.3	50.683			2:19.604		11	Pit Out	135.7	44.865	100.4	47.975			5:35.991	
2	42.409	153.4	40.989	107.7	46.912	168.2	201.9	2:10.310		12	40.855	138.6	41.456	<u>113.2</u>	48.091	172.2	208.9	2:10.402	
3	40.677	<u>156.5</u>	41.585	106.0	47.177	175.6	210.9	2:09.439		13	40.880	143.0	40.806	104.2	46.657	173.1	208.9	2:08.343	
4	40.637	140.1	42.648	98.8	46.370	<u>178.2</u>	211.8	2:09.655		14	40.260	138.5	41.419	96.3	46.540	174.8	210.1	2:08.219	
5	41.023	135.2	42.041	110.2	46.675	177.3	213.0	2:09.739		15	40.257	144.8	40.971	92.0	<u>46.002</u>	173.1	208.5	2:07.230	
6	47.348	121.3	44.092	105.4	Pit In	176.5	203.4	2:31.086		16	40.002	138.3	40.861	108.2	46.367	176.5	210.9	2:07.230	
7	Pit Out	148.8	41.300	110.2	Pit In			4:03.792		17	39.788	150.6	<u>40.644</u>	98.8	46.380	175.6	209.7	<u>2:06.812</u>	
8	Pit Out	153.0	41.288	103.5	47.022			5:15.127		18	40.251	136.4	41.198	106.9	47.437	168.2	205.7	2:08.886	
9	41.039	144.6	41.214	106.7	46.579	176.5	211.8	2:08.832		19	<u>39.724</u>	147.5	41.163	101.6	47.204	177.3	<u>213.4</u>	2:08.091	
10	41.326	141.4	45.939	70.4	Pit In	175.6	211.4	2:25.326		20									

36 ALVAREZ SINDIN-SANTOS PEREZ										SEAT LEON SUPERCOPA MK2									
lap	Sect-1	Speed	Sect-2	Speed	Sect-3	Speed	TopSpeed	laptime	pit	lap	Sect-1	Speed	Sect-2	Speed	Sect-3	Speed	Topspeed	laptime	pit
1	Pit Out	120.0	45.612	91.7	49.136			2:17.666		9	41.912	137.2	43.468	98.1	Pit In	175.6	216.0	2:26.020	
2	40.441	132.2	41.234	96.2	46.284	176.5	215.6	2:07.959		10	Pit Out	143.8	42.957	95.1	47.778			4:46.505	
3	39.754	149.0	<u>39.872</u>	98.4	<u>45.334</u>	181.8	219.1	2:04.960		11	40.847	150.2	41.559	103.7	47.275	174.8	214.7	2:09.681	
4	<u>39.236</u>	162.4	40.100	96.5	45.611	<u>184.6</u>	220.0	<u>2:04.947</u>		12	42.046	149.0	41.692	100.5	47.204	179.1	203.8	2:10.942	
5	39.358	153.2	40.086	95.9	Pit In	<u>184.6</u>	<u>221.8</u>	2:13.336		13	42.826	153.6	41.385	101.9	46.446	178.2	218.2	2:10.657	
6	Pit Out	105.9	47.637	86.7	52.193			5:01.731		14	40.985	151.7	40.237	<u>113.3</u>	45.529	182.7	220.9	2:06.751	
7	41.957	133.0	49.368	86.5	Pit In	172.2	214.3	2:43.424		15	39.908	<u>166.4</u>	40.585	112.6	46.979	180.0	218.2	2:07.472	
8	Pit Out	151.7	42.335	105.9	47.290			5:20.585		16	41.595	161.0	40.184	113.1	46.078	178.2	217.7	2:07.857	

40 Jose PALOMAR MAROTO										RENAULT CLIO CUP IV									
lap	Sect-1	Speed	Sect-2	Speed	Sect-3	Speed	TopSpeed	laptime	pit	lap	Sect-1	Speed	Sect-2	Speed	Sect-3	Speed	Topspeed	laptime	pit
1	Pit Out	97.4	54.287	78.4	1:01.126			2:45.457		11	41.108	150.0	40.514	<u>116.4</u>	Pit In	174.8	<u>208.9</u>	2:15.498	
2	51.198	108.1	49.638	92.1	Pit In	151.9	174.2	2:44.173		12	Pit Out	136.5	45.027	110.7	49.138			3:31.846	
3	Pit Out	119.3	46.919	91.2	50.720			4:52.604		13	40.573	156.5	40.791		46.447	170.6	205.7	2:07.811	
4	41.823	129.5	42.212	107.2	57.607	168.2	203.8	2:21.642		14	42.467	135.2	43.141		47.208	173.9	206.9	2:12.816	
5	41.586	135.2	41.684	103.4	48.844	167.4	203.4	2:12.114		15	40.192	155.6	41.479	110.2	47.271	171.4	207.3	2:08.942	
6	40.833	154.3	48.359	83.5	Pit In	171.4	206.5	2:34.154		16	40.132	156.7	40.554	114.5	46.166	174.8	208.5	2:06.852	
7	Pit Out	146.3	41.313	109.4	47.041			4:15.430		17	39.890	150.8	40.524	111.2	46.086	173.9	207.7	2:06.500	
8	40.805	158.1	41.354	102.1	46.571	173.9	206.1	2:08.730		18	<u>39.869</u>	154.7	40.517	106.8	<u>45.684</u>	173.9	206.5	<u>2:06.070</u>	
9	40.449	147.7	42.963	112.5	50.011	174.8	<u>208.9</u>	2:13.423		19	39.906	151.9	41.148	113.1	Pit In	<u>175.6</u>	<u>208.9</u>	2:17.716	
10	40.034	<u>158.6</u>	<u>40.485</u>	114.3	46.505	174.8	<u>208.9</u>	2:07.024		20									

66 PUITGMAL-NAOUR										RENAULT CLIO CUP IV									
lap	Sect-1	Speed	Sect-2	Speed	Sect-3	Speed	TopSpeed	laptime	pit	lap	Sect-1	Speed	Sect-2	Speed	Sect-3	Speed	Topspeed	laptime	pit
1	Pit Out	108.5	48.343	72.1	57.495			2:34.266		10	Pit Out	134.2	42.588	92.9	48.645			3:27.545	
2	45.411	128.0	47.747	87.5	Pit In	145.2	185.9	2:39.629		11	40.562	150.2	43.083	93.2	Pit In	173.9	208.1	2:18.644	
3	Pit Out	136.0	42.432	103.6	48.247			3:29.076		12	Pit Out	132.2	42.230	99.3	47.353			3:20.542	
4	41.170	147.9	41.392	103.9	46.943	166.7	201.9	2:09.505		13	40.854	151.0	41.519	95.0	46.237	173.9	208.5	2:08.610	
5	40.561	156.7	41.365	105.2	47.083	172.2	206.9	2:09.009		14	39.994	162.2	41.621	105.6	47.979	176.5	210.9	2:09.594	
6	40.406	148.6	41.536	102.6	49.273	172.2	209.7	2:11.215		15	41.006	160.5	40.777	103.2	45.978	175.6	210.5	2:07.761	
7	40.820	150.8	42.169	106.3	47.549	167.4	203.8	2:10.538		16	40.030	<u>162.9</u>	40.975	<u>107.7</u>	<u>45.708</u>	175.6	208.9	2:06.713	
8	41.421	133.3	46.573	70.5	Pit In	168.2	205.3	2:48.304		17	<u>39.584</u>	158.6	40.310	105.5	45.842	175.6	210.9	<u>2:05.736</u>	
9	Pit Out	138.8	42.557	99.2	Pit In			4:04.000		18	39.850	162.4	<u>40.057</u>	105.9	Pit In	<u>178.2</u>	<u>214.3</u>	2:17.592	

## Caterham Racing Weekend

### Autódromo Internacional do Algarve

GT-CET

4 - 7 April 2024

Laps and Sector Times - PRIVATE PRACTICE 2

Autodromo Internacional Algarve - 4652mtr.

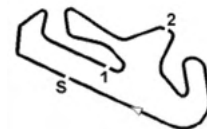
100 BRAS SILVERO-GONZALEZ GONZALEZ										PORSCHE 992 CUP									
lap	Sect-1	Speed	Sect-2	Speed	Sect-3	Speed	TopSpeed	laptime	pit	lap	Sect-1	Speed	Sect-2	Speed	Sect-3	Speed	Topspeed	laptime	pit
1	Pit Out	105.5	42.822	89.3	47.426			2:12.354		10	Pit Out	180.0	35.060	111.3	40.696			6:44.430	
2	38.759	160.7	38.259	106.4	43.067	203.4	242.2	2:00.085		11	33.975	169.5	36.795	<u>120.9</u>	42.406	<u>220.9</u>	<u>270.0</u>	1:53.176	
3	34.735	201.5	35.912	107.4	41.424	210.5	257.8	1:52.071		12	<u>33.519</u>	189.1	35.011	117.5	40.406	<u>220.9</u>	268.7	1:48.936	
4	34.442	181.5	36.059	106.4	41.758	215.6	261.5	1:52.259		13	33.813	183.4	34.033	118.0	<u>40.159</u>	<u>220.9</u>	268.7	<u>1:48.005</u>	
5	34.245	198.2	35.268	103.2	41.298	215.6	265.4	1:50.811		14	33.624	192.9	<u>33.942</u>	112.9	40.509	<u>220.9</u>	268.0	1:48.075	
6	34.744	181.5	36.889	115.3	41.891	213.0	264.7	1:53.524		15	35.142	189.5	34.077	116.5	40.449	214.3	266.0	1:49.668	
7	34.416	191.5	34.632	113.4	40.258	216.9	266.7	1:49.306		16	38.380	174.5	34.969	114.8	Pit In	214.3	208.5	2:01.148	
8	53.039	184.9	36.060	113.3	41.053	218.2	266.0	2:10.152		17	Pit Out	157.4	39.512	108.2	Pit In			6:37.769	
9	34.104	<u>202.2</u>	34.579	115.4	Pit In	216.9	266.0	<u>1:56.393</u>		18									

110 Plazio Gomez-Plazio Gomez										LIGIER JS2R									
lap	Sect-1	Speed	Sect-2	Speed	Sect-3	Speed	TopSpeed	laptime	pit	lap	Sect-1	Speed	Sect-2	Speed	Sect-3	Speed	Topspeed	laptime	pit
1	Pit Out	124.4	43.985	91.6	48.219			2:16.426		8	<u>38.235</u>	156.1	39.466	104.0	44.039	190.5	235.8	2:01.740	
2	41.762	132.8	40.339	96.5	45.927	189.5	225.0	2:08.028		9	38.882	156.1	39.797	99.4	Pit In	194.6	200.7	2:11.885	
3	38.874	142.5	39.507	98.9	44.856	191.5	228.3	2:03.237		10	Pit Out	145.9	42.162	95.5	48.432			5:01.103	
4	46.807	102.8	9:20.142	51.6	Pit In	<u>195.7</u>	236.8	11:20.855		11	38.244	161.2	<u>38.837</u>	94.9	<u>43.785</u>	187.5	232.8	<u>2:00.866</u>	
5	Pit Out	139.9	40.391	100.1	45.661			8:39.370		12	38.602	160.5	39.757	91.7	44.433	<u>195.7</u>	236.3	2:02.792	
6	39.982	144.8	39.525	103.2	44.673	193.5	229.3	2:04.180		13	40.364	147.1	40.791	94.9	Pit In	193.5	233.3	2:23.447	
7	38.270	<u>171.4</u>	40.649	<u>107.4</u>	45.214	193.5	<u>237.9</u>	2:04.133		14									

111 YEREGUI YBARRA-CARRETERO ORTEGA										AUDI RO									
lap	Sect-1	Speed	Sect-2	Speed	Sect-3	Speed	TopSpeed	laptime	pit	lap	Sect-1	Speed	Sect-2	Speed	Sect-3	Speed	Topspeed	laptime	pit
1	Pit Out	153.8	40.916	99.9	46.806			2:06.273		10	Pit Out	172.2	34.467	122.4	39.224			5:52.344	
2	39.225	167.7	38.914	106.1	44.945	182.7	238.4	2:03.084		11	35.370	191.2	35.198	106.3	41.660	227.8	<u>281.3</u>	1:52.228	
3	35.852	188.5	36.447	108.8	44.449	216.9	272.0	1:56.748		12	33.181	178.8	33.944	115.1	<u>39.021</u>	226.4	275.5	<u>1:46.146</u>	
4	34.828	193.5	35.831	119.2	42.682	214.3	268.7	1:53.341		13	33.630	190.8	34.025	118.3	39.697	<u>229.3</u>	279.8	1:47.352	
5	35.477	179.7	36.159	111.8	42.508	218.2	272.0	1:54.144		14	<u>33.010</u>	191.2	<u>33.433</u>	121.1	Pit In	222.2	276.2	1:53.777	
6	34.873	191.8	35.583	107.9	41.861	216.9	272.0	1:52.317		15	Pit Out	190.8	34.428	<u>122.9</u>	39.357			3:25.577	
7	34.468	<u>201.5</u>	35.384	109.0	41.555	219.5	274.8	1:51.407		16	33.147	194.9	35.316	113.0	39.425	226.4	278.4	1:47.888	
8	34.525	197.8	36.096	113.6	41.466	220.9	275.5	1:52.087		17	33.374	187.8	33.832	110.8	40.309	225.0	278.4	1:47.515	
9	38.226	91.2	57.410	72.0	Pit In	222.2	275.5	2:51.793		18	37.218	139.2	39.083	99.7	Pit In	225.0	230.8	2:12.859	

112 LOURINHO BRAS-GOMEZ GUI LLEN										PORSCHE 992 CUP									
lap	Sect-1	Speed	Sect-2	Speed	Sect-3	Speed	TopSpeed	laptime	pit	lap	Sect-1	Speed	Sect-2	Speed	Sect-3	Speed	Topspeed	laptime	pit
1	Pit Out	142.5	40.178	112.0	47.361			2:11.491		12	35.921	169.5	36.544	118.8	43.601	211.8	262.8	1:56.066	
2	38.400	134.8	40.426	108.4	46.756	185.6	246.6	2:05.582		13	36.632	182.7	35.930	118.9	43.977	213.0	262.1	1:56.539	
3	37.936	169.5	36.698	99.5	Pit In	185.6	224.1	2:11.809		14	37.200	172.2	36.442	108.0	43.114	215.6	<u>264.1</u>	1:56.756	
4	Pit Out	188.5	35.518	116.5	<u>41.466</u>			2:17.533		15	35.784	178.8	37.070	110.3	42.838	213.0	262.1	1:55.692	
5	35.600	183.7	35.424	107.7	Pit In	213.0	263.4	3:04.019		16	35.938	177.9	35.990	117.3	42.789	205.7	257.8	1:54.717	
6	Pit Out	141.0	40.318	96.3	Pit In			6:41.537		17	37.013	176.2	35.913	124.3	43.429	214.3	263.4	1:56.355	
7	Pit Out	154.1	40.401	89.5	46.224			5:03.205		18	36.591	182.1	35.951	111.9	43.271	205.7	259.0	1:55.813	
8	36.967	180.0	36.381	116.9	42.568	208.1	257.8	1:55.916		19	35.940	164.6	35.367	<u>127.4</u>	42.127	210.5	262.1	1:53.434	
9	36.869	164.4	36.560	110.2	44.785	211.8	262.8	1:58.214		20	37.023	187.2	35.693	116.1	42.854	215.6	263.4	1:55.570	
10	36.050	182.4	38.115	119.1	44.391	209.3	260.9	1:58.556		21	<u>35.344</u>	<u>191.5</u>	<u>35.148</u>	127.2	41.678	209.3	260.9	<u>1:52.170</u>	
11	36.314	175.0	36.213	123.4	43.857	211.8	<u>264.1</u>	1:56.384		22									

113 VI NYES DABAD-FONT CASAS										PORSCHE 992 CUP									
lap	Sect-1	Speed	Sect-2	Speed	Sect-3	Speed	TopSpeed	laptime	pit	lap	Sect-1	Speed	Sect-2	Speed	Sect-3	Speed	Topspeed	laptime	pit
1	Pit Out	126.6	41.301	111.7	46.603			2:12.274		12	<u>33.730</u>	190.8	35.076	121.9	<u>39.387</u>	<u>220.9</u>	265.4	1:48.193	
2	37.614	149.4	37.146	107.7	42.057	198.9	221.8	1:56.817		13	40.466	134.5	38.745	99.1	Pit In	<u>220.9</u>	242.2	2:07.904	



## Caterham Racing Weekend

### Autódromo Internacional do Algarve

**GT-CET**
**4 - 7 April 2024**
**Laps and Sector Times - PRIVATE PRACTICE 2**
**Autodromo Internacional Algarve - 4652mtr.**

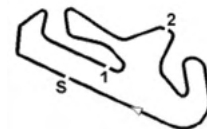
3	35.649	162.7	36.875	104.4	40.651	218.2	199.3	1:53.175	14	Pit Out	168.8	36.947	109.9	41.731			4:17.829
4	34.143	184.3	43.121	112.3	Pit In	216.9	262.8	2:04.789	15	34.432	175.9	34.962	125.1	39.912	218.2	263.4	1:49.306
5	Pit Out	153.2	35.499	113.4	47.801			4:54.138	16	35.109	180.3	34.433	113.6	39.788	219.5	265.4	1:49.330
6	34.793	162.9	34.820	115.1	40.074	219.5	264.7	1:49.687	17	33.782	185.9	<u>34.258</u>	126.5	40.016	219.5	264.7	1:48.056
7	33.885	183.4	34.453	121.6	39.821	219.5	264.7	1:48.159	18	37.909	161.0	35.230	122.3	39.885	219.5	266.0	1:53.024
8	39.351	132.5	45.866	80.4	Pit In	<u>220.9</u>	266.7	2:43.795	19	34.666	161.9	35.007	<u>133.7</u>	40.231	<u>220.9</u>	266.0	1:49.904
9	Pit Out	127.8	38.803	106.9	42.962			6:34.801	20	34.083	186.2	34.277	125.4	39.630	218.2	264.7	<u>1:47.990</u>
10	35.725	157.0	35.704	104.3	40.443	209.3	250.0	1:51.872	21	34.679	<u>191.5</u>	34.434	123.1	39.730	<u>220.9</u>	<u>268.0</u>	1:48.843
11	33.978	180.6	34.286	122.4	40.103	218.2	264.7	1:48.367	22								

114 Hendrik van ZOEST										PORSCHE 991-1 GT3 CUP									
lap	Sect-1	Speed	Sect-2	Speed	Sect-3	Speed	TopSpeed	laptime	pit	lap	Sect-1	Speed	Sect-2	Speed	Sect-3	Speed	Topspeed	laptime	pit
1	Pit Out	130.6	41.953	107.9	52.793			2:20.431		9	36.087	177.9	38.117	118.0	43.533	209.3	260.2	1:57.737	
2	40.228	96.9	37.675	115.4	43.588	192.5	247.1	2:01.491		10	36.197	179.1	36.259	<u>124.7</u>	42.955	208.1	259.0	1:55.411	
3	36.552	175.3	37.436	110.1	43.416	209.3	258.4	1:57.404		11	35.995	147.5	37.088	113.0	Pit In	210.5	258.4	2:04.190	
4	36.333	173.9	36.700	111.1	43.554	208.1	257.1	1:56.587		12	Pit Out	177.9	36.498	110.2	42.862			3:26.541	
5	35.639	187.2	47.003	80.1	Pit In	206.9	257.8	2:30.021		13	35.950	181.5	<u>36.122</u>	103.6	43.320	210.5	258.4	1:55.392	
6	Pit Out	155.6	37.371	115.0	43.883			4:29.866		14	35.610	<u>190.8</u>	36.303	104.8	<u>42.520</u>	205.7	255.9	<u>1:54.433</u>	
7	36.616	174.2	36.433	121.9	43.251	206.9	257.8	1:56.300		15	<u>35.520</u>	175.9	36.441	117.3	Pit In	<u>211.8</u>	<u>260.9</u>	2:06.847	
8	37.940	172.2	36.662	115.9	42.687	208.1	259.6	1:57.289		16									

118 FONTES BLANCO-SILVERO CASTILLA										FERRARI 488 CH EVO									
lap	Sect-1	Speed	Sect-2	Speed	Sect-3	Speed	TopSpeed	laptime	pit	lap	Sect-1	Speed	Sect-2	Speed	Sect-3	Speed	Topspeed	laptime	pit
1	Pit Out		39.680	106.0	44.142			2:09.139		12	36.370		36.758	100.0	42.775	211.8	264.7	1:55.903	
2	38.624		36.636	103.6	41.314	214.3	260.2	1:56.574		13	35.877		38.068	88.7	43.445	210.5	263.4	1:57.390	
3	34.370		35.584	113.9	40.424	216.9	267.3	1:50.378		14	35.717		38.077	117.6	43.928	210.5	264.7	1:57.722	
4	33.917		35.617	111.8	<u>40.022</u>	<u>220.9</u>	<u>271.4</u>	1:49.556		15	35.518		37.051	106.4	43.049	211.8	264.1	1:55.618	
5	<u>33.865</u>		<u>34.516</u>	112.7	40.381	<u>220.9</u>	268.7	<u>1:48.762</u>		16	35.566		36.387	101.5	42.600	214.3	266.0	1:54.553	
6	41.897		39.056	115.4	Pit In	<u>220.9</u>	220.9	2:12.359		17	35.736		36.634	104.4	42.712	214.3	267.3	1:55.082	
7	Pit Out		56.221	77.5	Pit In			5:36.161		18	38.190		37.401	102.3	43.112	215.6	260.9	1:58.703	
8	Pit Out		39.513	91.6	45.853			4:30.106		19	35.205		36.550	103.4	42.905	211.8	266.0	1:54.660	
9	36.317		37.964	113.3	44.598	208.1	261.5	1:58.879		20	35.580		37.264	<u>119.1</u>	43.889	214.3	264.7	1:56.733	
10	36.757		37.719	102.4	44.350	206.9	261.5	1:58.826		21	35.530		36.681	114.3	43.964	213.0	265.4	1:56.175	
11	35.812		37.076	98.1	44.020	209.3	263.4	1:56.908		22	40.634		46.063	94.9	Pit In	210.5	265.4	2:28.739	

120 GOMEZ-GOMEZ										VORTEX 2.0									
lap	Sect-1	Speed	Sect-2	Speed	Sect-3	Speed	TopSpeed	laptime	pit	lap	Sect-1	Speed	Sect-2	Speed	Sect-3	Speed	Topspeed	laptime	pit
1	Pit Out		38.576	119.3	40.472			1:55.985		11	34.859		36.041	109.1	40.286	211.8	251.7	1:51.186	
2	34.895		36.490	121.9	39.761	210.5	250.0	1:51.146		12	34.168		34.943	114.9	40.208	215.6	255.9	1:49.319	
3	34.119		34.554	129.8	38.985	213.0	253.5	1:47.658		13	34.354		34.737	115.5	40.750	215.6	259.0	1:49.841	
4	33.636		34.443	128.9	<u>38.882</u>	214.3	253.5	1:46.961		14	34.474		34.477	112.1	40.607	218.2	<u>260.9</u>	1:49.558	
5	33.629		<u>33.946</u>	132.5	39.025	214.3	255.3	<u>1:46.600</u>		15	34.945		34.700	119.2	39.789	<u>219.5</u>	259.6	1:49.434	
6	<u>33.245</u>		34.003	129.8	39.780	218.2	257.1	1:47.028		16	34.216		34.690	110.0	Pit In	<u>219.5</u>	259.6	2:02.756	
7	33.521		34.342	<u>133.7</u>	39.391	214.3	259.6	1:47.254		17	Pit Out		35.725	115.1	41.360			5:25.072	
8	33.564		34.157	132.7	39.836	215.6	257.8	1:47.557		18	34.907		37.139	115.4	40.763	196.7	247.1	1:52.809	
9	33.988		34.334	128.9	Pit In	206.9	250.6	2:21.675		19	34.208		34.758	115.4	39.884	216.9	254.1	1:48.850	
10	Pit Out		45.518	96.6	44.732			9:19.124		20	34.247		34.596	112.7	39.858	215.6	254.1	1:48.701	

121 AMROUCHE - AMROUCHE										VORTEX 2.0									
lap	Sect-1	Speed	Sect-2	Speed	Sect-3	Speed	TopSpeed	laptime	pit	lap	Sect-1	Speed	Sect-2	Speed	Sect-3	Speed	Topspeed	laptime	pit
1	Pit Out		41.815	99.7	45.428			2:12.698		13	Pit Out		37.813	118.0	44.711			4:08.419	



## Caterham Racing Weekend

### Autódromo Internacional do Algarve

GT-CET

4 - 7 April 2024

Laps and Sector Times - PRIVATE PRACTICE 2

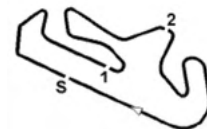
Autodromo Internacional Algarve - 4652mtr.

2	38.106	36.786	117.8	41.645	206.9	252.3	1:56.537	14	34.915	36.613	126.3	42.108	213.0	260.9	1:53.636
3	35.174	35.134	121.6	41.446	211.8	256.5	1:51.754	15	34.723	35.506	123.6	42.210	213.0	260.2	1:52.439
4	34.649	<u>34.661</u>	116.6	40.871	214.3	259.6	1:50.181	16	34.734	35.862	119.1	41.862	214.3	260.2	1:52.458
5	34.397	34.890	104.1	41.545	218.2	263.4	1:50.832	17	34.669	36.090	124.9	41.656	215.6	262.8	1:52.415
6	35.901	35.914	116.4	41.564	215.6	264.1	1:53.379	18	<u>33.955</u>	35.190	127.1	41.466	214.3	260.9	1:50.611
7	35.057	35.417	115.5	40.784	213.0	261.5	1:51.258	19	35.711	35.421	<u>130.1</u>	41.994	216.9	264.1	1:53.126
8	34.207	35.563	115.5	41.466	218.2	263.4	1:51.236	20	35.417	35.623	127.1	41.585	214.3	264.7	1:52.625
9	34.640	35.221	101.5	Pit In	208.1	260.2	2:18.975	21	34.608	36.067	115.0	41.507	214.3	260.9	1:52.182
10	Pit Out	37.039	109.6	43.190			5:07.794	22	34.669	35.389	128.9	41.110	214.3	262.1	1:51.168
11	36.270	35.183	117.9	<u>40.114</u>	215.6	264.1	1:51.567	23	34.078	35.309	129.0	40.787	218.2	262.1	<u>1:50.174</u>
12	35.440	35.856	102.1	Pit In	<u>222.2</u>	<u>268.7</u>	2:00.921	24							

122 BARAMBIO PEREA-GARCIA MENENDEZ									PORCHE 992K										
lap	Sect-1	Speed	Sect-2	Speed	Sect-3	Speed	TopSpeed	laptime	pit	lap	Sect-1	Speed	Sect-2	Speed	Sect-3	Speed	Topspeed	laptime	pit
1	Pit Out				47.122			2:08.924		9					39.815	220.9		1:48.006	
2	36.824		36.798		43.784	206.9		1:57.406		10					42.053	220.9		1:53.647	
3	35.421		35.657		40.741	196.7		1:51.819		11	4:26.265		36.884		39.958	218.2		5:43.107	
4	34.083		35.107		40.484	218.2		1:49.674		12	33.760		33.732		<u>38.916</u>	219.5		1:46.408	
5	34.169		34.693		39.908	218.2	<u>267.3</u>	1:48.770		13					42.078	222.2		1:55.888	
6	13:28.454		39.571		43.804	220.9		14:51.829		14	<u>33.270</u>		<u>33.605</u>		39.116	<u>223.6</u>		1:45.991	
7					40.874	213.0		1:52.819		15	46.259		39.451		41.555	222.2		2:07.265	
8	33.647		34.458		40.322	219.5		1:48.427		16					39.000	220.9	266.7	<u>1:45.960</u>	

123 SANABRIA CRESPO-BRISO									PORSCHE 992 CUP										
lap	Sect-1	Speed	Sect-2	Speed	Sect-3	Speed	TopSpeed	laptime	pit	lap	Sect-1	Speed	Sect-2	Speed	Sect-3	Speed	Topspeed	laptime	pit
1	Pit Out	138.6	42.633	97.6	51.328			2:19.295		11	35.084	157.7	35.525	108.7	41.573	211.8	260.9	1:52.182	
2	37.183	164.1	37.294	101.0	43.383	202.2	235.3	1:57.860		12	35.730	179.7	35.901	109.4	Pit In	214.3	244.9	2:05.371	
3	36.049	165.4	36.824	105.5	42.630	204.5	254.7	1:55.503		13	Pit Out	183.1	34.842	<u>118.4</u>	41.614			3:24.801	
4	35.859	154.9	36.396	102.4	42.083	211.8	260.9	1:54.338		14	35.247	180.3	35.105	105.5	40.812	215.6	<u>264.7</u>	1:51.164	
5	35.174	161.4	36.515	110.7	41.903	211.8	260.9	1:53.592		15	34.066	191.2	35.000	102.9	40.879	215.6	262.8	1:49.945	
6	35.279	167.4	36.782	107.9	43.544	211.8	261.5	1:55.605		16	34.153	189.8	34.922	103.3	42.192	215.6	263.4	1:51.267	
7	35.416	171.2	36.516	112.7	Pit In	208.1	260.2	2:06.161		17	34.354	<u>193.2</u>	<u>34.403</u>	115.8	40.500	215.6	262.1	1:49.257	
8	Pit Out	151.3	38.686	87.8	44.259			7:41.565		18	<u>33.947</u>	190.5	34.810	114.3	<u>40.312</u>	215.6	263.4	<u>1:49.069</u>	
9	35.427	168.2	36.053	98.2	43.469	203.4	255.3	1:54.949		19	34.249	185.2	36.225	113.4	Pit In	<u>216.9</u>	<u>264.7</u>	2:09.797	
10	35.381	173.6	36.568	99.1	41.611	210.5	259.0	1:53.560		20									

133 SANTOS AVALLE-KRISTENSEN									LIGIER JS2R										
lap	Sect-1	Speed	Sect-2	Speed	Sect-3	Speed	TopSpeed	laptime	pit	lap	Sect-1	Speed	Sect-2	Speed	Sect-3	Speed	Topspeed	laptime	pit
1	Pit Out	131.4	47.074	97.7	50.556			2:22.967		12	<u>36.385</u>	168.5	37.020	111.1	Pit In	197.8	240.0	2:03.056	
2	38.872	150.2	38.505	108.7	44.354	189.5	232.8	2:01.731		13	Pit Out	145.2	40.011	92.9	44.172			4:24.922	
3	36.858	162.2	37.429	113.6	43.803	193.5	236.3	1:58.090		14	37.437	158.1	38.423	97.5	45.504	193.5	236.8	2:01.364	
4	36.482	<u>174.8</u>	<u>36.813</u>	112.9	43.162	192.5	235.8	1:56.457		15	37.520	156.5	38.431	95.2	Pit In	186.5	231.8	2:07.287	
5	37.925	164.9	37.390	110.4	42.435	197.8	241.1	1:57.750		16	Pit Out	158.6	39.367	104.1	44.917			5:16.817	
6	36.810	170.1	36.973	<u>118.8</u>	43.563	<u>200.0</u>	<u>241.6</u>	1:57.346		17	36.896	159.5	37.990	96.9	43.898	196.7	238.4	1:58.784	
7	36.731	172.0	37.952	104.2	43.119	196.7	238.9	1:57.802		18	36.819	162.7	37.809	108.7	42.953	194.6	235.8	1:57.581	
8	36.636	168.8	37.217	110.0	43.117	195.7	237.4	1:56.970		19	39.258	154.9	39.388	102.2	45.106	197.8	240.0	2:03.752	
9	36.890	165.9	42.296	89.9	Pit In	195.7	236.3	2:15.835		20	36.615	167.7	37.292	103.5	<u>42.170</u>	193.5	236.3	<u>1:56.077</u>	
10	Pit Out	149.0	38.666	110.9	46.046			5:04.032		21	37.666	147.5							
11	36.870	161.9	37.421	109.6	42.214	196.7	238.9	1:56.505		22			38.674	100.2	Pit In	197.8	238.9	2:08.942	



## Caterham Racing Weekend

### Autódromo Internacional do Algarve

**GT-CET**

4 - 7 April 2024

Laps and Sector Times - PRIVATE PRACTICE 2

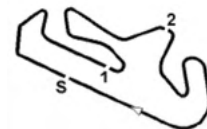
Autodromo Internacional Algarve - 4652mtr.

135 MARTINS-SVEPES										PORSCHE 992 GT3 CUP									
lap	Sect-1	Speed	Sect-2	Speed	Sect-3	Speed	TopSpeed	laptime	pit	lap	Sect-1	Speed	Sect-2	Speed	Sect-3	Speed	Topspeed	laptime	pit
1	Pit Out	133.8	44.501	97.4	50.283			2:19.593		11	33.269	188.8	34.452	99.3	40.167	215.6	261.5	1:47.888	
2		42.883	147.9	39.075	114.6	44.072	169.0	215.6	2:06.030	12	33.947	185.2	33.717	115.4	Pit In	215.6	265.4	1:53.651	
3		36.025	190.1	50.973	113.6	41.737	208.1	251.7	2:08.735	13	Pit Out	180.0	36.654	115.0	41.114			7:31.523	
4		35.316	188.2	34.875	120.4	40.304	211.8	251.7	1:50.495	14	33.993	188.8	35.093	112.0	42.883	213.0	260.9	1:51.969	
5		33.787	191.2	34.201	123.6	39.993	218.2	263.4	1:47.981	15	35.933	172.5	37.046	105.5	42.159	209.3	224.1	1:55.138	
6		35.451	<u>201.9</u>	33.989	<u>124.0</u>	39.852	219.5	263.4	1:49.292	16	34.016	195.7	36.156	110.4	40.449	216.9	261.5	1:50.621	
7		33.499	190.1	39.177	106.0	42.917	219.5	266.0	1:55.593	17	34.773	182.1	36.242	108.3	40.989	219.5	266.0	1:52.004	
8		33.518	198.2	34.477	112.4	42.031	218.2	264.1	1:50.026	18	33.746	179.7	34.805	120.0	Pit In	218.2	262.8	1:57.056	
9		33.724	191.5	42.121	95.7	Pit In	218.2	264.1	2:06.618	19	Pit Out	185.2	<u>33.589</u>	116.5	39.363			3:23.163	
10	Pit Out	179.1	34.272	114.3	41.288			<u>5:27.286</u>		20	<u>33.066</u>	184.0	33.771	117.5	<u>38.770</u>	<u>222.2</u>	<u>266.7</u>	<u>1:45.607</u>	

136 PEREIRA DA CRUZ-DIAS MOLEIRO										PORSCHE 992 GT3 CUP									
lap	Sect-1	Speed	Sect-2	Speed	Sect-3	Speed	TopSpeed	laptime	pit	lap	Sect-1	Speed	Sect-2	Speed	Sect-3	Speed	Topspeed	laptime	pit
1	Pit Out	138.1	42.332	112.0	48.473			2:13.816		10	34.468	175.3	34.927	117.4	40.209	213.0	259.6	1:49.604	
2		37.411	166.9	37.564	109.6	45.401	187.5	246.6	2:00.376	11	<u>33.654</u>	184.9	<u>34.386</u>	116.5	<u>39.643</u>	219.5	262.8	<u>1:47.683</u>	
3		35.533	177.3	36.412	119.6	41.270	216.9	263.4	1:53.215	12	33.765	174.2	34.781	111.5	Pit In	<u>220.9</u>	<u>266.7</u>	1:57.726	
4		34.955	181.8	35.225	125.3	40.325	218.2	263.4	1:50.505	13	Pit Out	165.1	34.531	124.0	40.003			4:36.667	
5		34.334	187.5	34.987	126.6	40.390	<u>220.9</u>	<u>266.7</u>	1:49.711	14	34.087	169.5	35.123	105.7	41.579	<u>220.9</u>	264.7	1:50.789	
6		35.812	169.5	34.590	<u>126.9</u>	40.301	216.9	266.0	1:50.703	15	34.001	187.2	35.143	109.5	39.653	218.2	263.4	1:48.797	
7		34.911	<u>189.5</u>	35.448	126.2	Pit In	219.5	266.0	1:59.656	16	34.128	175.3	36.077	112.3	44.815	219.5	263.4	1:55.020	
8	Pit Out	159.3	35.371	111.0	40.284			9:49.315		17	41.059	154.7	39.777	96.5	Pit In	152.5	176.8	2:29.095	
9		34.125	179.1	34.564	108.5	42.066	218.2	262.1	1:50.755	18	Pit Out	113.0	45.362	94.1	Pit In			3:37.565	

140 MARREIROS-MARREIROS										PORSCHE 992 GT3 CUP									
lap	Sect-1	Speed	Sect-2	Speed	Sect-3	Speed	TopSpeed	laptime	pit	lap	Sect-1	Speed	Sect-2	Speed	Sect-3	Speed	Topspeed	laptime	pit
1	Pit Out	110.2	50.041	83.5	53.524			2:28.160		12	34.361	172.8	35.100	113.6	40.041	211.8	259.0	1:49.502	
2		51.146	120.4	43.215	85.9	48.260	157.9	102.4	2:22.621	13	34.090	184.3	35.477	110.3	40.178	<u>218.2</u>	263.4	1:49.745	
3		43.795	163.4	36.994	103.3	41.866	150.0	133.7	2:02.655	14	34.189	189.1	35.457	116.6	Pit In	216.9	262.1	1:58.820	
4		34.639	189.1	35.595	109.6	41.238	214.3	260.9	1:51.472	15	Pit Out	174.5	36.131	93.2	42.345			3:23.605	
5		34.533	185.9	35.737	111.0	40.565	216.9	<u>265.4</u>	1:50.835	16	34.212	187.5	35.249	95.2	41.388	213.0	260.9	1:50.849	
6		34.537	166.2	35.258	106.5	40.782	216.9	262.8	1:50.577	17	34.036	185.6	34.816	103.9	41.565	214.3	260.9	1:50.417	
7		34.260	181.2	34.577	115.1	41.259	214.3	262.1	1:50.096	18	34.237	184.9	35.274	104.1	40.702	213.0	260.2	1:50.213	
8		35.754	<u>191.5</u>	<u>34.270</u>	116.4	Pit In	206.9	257.1	2:21.968	19	33.729	188.5	34.491	112.9	<u>40.031</u>	216.9	262.8	<u>1:48.251</u>	
9	Pit Out	187.5	35.707	111.2	42.335			5:17.522		20	35.190	187.2	34.830	114.5	40.638	216.9	264.1	1:50.658	
10		35.678	175.6	35.206	<u>118.0</u>	40.212	213.0	262.1	1:51.096	21	<u>33.728</u>	180.3	34.803	106.1	42.122	215.6	262.8	1:50.653	
11		36.170	167.7	35.309	107.9	42.502	<u>218.2</u>	<u>265.4</u>	1:53.981	22	35.661	177.3	36.714	104.1	Pit In	211.8	254.7	2:02.766	

150 RAMOS-CARVALHO										ASTON MARTIN VANTAGE									
lap	Sect-1	Speed	Sect-2	Speed	Sect-3	Speed	TopSpeed	laptime	pit	lap	Sect-1	Speed	Sect-2	Speed	Sect-3	Speed	Topspeed	laptime	pit
1	Pit Out	104.3	52.967	91.8	59.750			2:45.156		11	36.625	<u>174.2</u>	37.156	101.7	43.244	204.5	251.2	1:57.025	
2		49.223	125.9	45.799	109.0	44.184	106.5	132.8	2:19.206	12	36.691	158.4	37.879	113.8	43.271	205.7	252.3	1:57.841	
3		39.764	134.2	40.950	103.9	Pit In	206.9	249.4	2:16.794	13	36.439	166.9	36.965	110.1	44.338	203.4	249.4	1:57.742	
4	Pit Out	145.9	40.225	123.0	43.531			3:13.842		14	36.790	172.2	37.645	107.7	Pit In	204.5	250.6	2:06.915	
5		<u>35.513</u>	173.1	36.521	121.1	41.960	<u>209.3</u>	254.1	1:53.994	15	Pit Out	171.4	36.965	108.5	45.073			4:35.984	
6		35.591	170.1	<u>35.827</u>	<u>124.1</u>	<u>41.282</u>	208.1	252.9	<u>1:52.700</u>	16	37.254	152.8	37.867	110.9	43.891	195.7	244.9	1:59.012	
7		37.236	142.1	42.298	103.1	45.357	<u>209.3</u>	<u>255.3</u>	2:04.891	17	38.581	170.3	36.857	108.2	43.128	202.2	237.9	1:58.566	
8		54.383	92.5	55.181	71.9	Pit In	208.1	254.1	3:04.564	18	36.549	154.5	39.091	105.1	42.990	201.1	248.3	1:58.630	
9	Pit Out	171.4	37.656	105.6	42.992			6:10.957		19	36.408	166.9	36.571	110.4	42.814	206.9	251.7	1:55.793	
10		36.375	169.5	37.222	104.5	43.382	205.7	251.7	1:56.979	20	35.991	171.4	37.355	113.9	Pit In	205.7	251.7	2:16.074	



## Caterham Racing Weekend

### Autódromo Internacional do Algarve

GT-CET

4 - 7 April 2024

Laps and Sector Times - PRIVATE PRACTICE 2

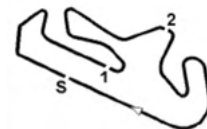
Autodromo Internacional Algarve - 4652mtr.

166 CAETANO-POSSER										PORSCHE 991.2 GT3 CUP									
lap	Sect-1	Speed	Sect-2	Speed	Sect-3	Speed	TopSpeed	laptime	pit	lap	Sect-1	Speed	Sect-2	Speed	Sect-3	Speed	Topspeed	laptime	pit
1	Pit Out	146.5	43.055	95.5	49.449			2:16.357		13	36.477	173.9	35.150	102.0	40.551	218.2	266.0	1:52.178	
2		39.996	142.3	41.861	103.4	48.768	198.9	203.8	2:10.625	14	34.927	176.5	35.378	103.3	40.409	215.6	266.7	1:50.714	
3		40.655	152.1	38.249	99.9	43.868	142.9	204.9	2:02.772	15	34.494	184.0	35.344	107.8	40.442	<u>219.5</u>	270.0	1:50.280	
4		37.274	142.3	39.775	106.0	43.281	206.9	237.9	2:00.330	16	34.809	172.2	35.934	<u>111.3</u>	40.727	<u>219.5</u>	270.0	1:51.470	
5		36.345	162.9	37.173	103.3	43.681	208.1	255.3	1:57.199	17	35.379	182.7	35.582	101.7	40.087	218.2	270.0	1:51.048	
6		36.854	148.4	37.300	102.4	42.610	210.5	262.1	1:56.764	18	34.517	<u>195.7</u>	53.569	96.1	42.165	218.2	267.3	2:10.251	
7		35.390	173.6	37.408	101.4	42.739	213.0	264.1	1:55.537	19	34.599	177.3	35.083	110.4	42.050	213.0	265.4	1:51.732	
8		35.473	174.8	37.842	107.7	42.403	209.3	260.9	1:55.718	20	34.960	170.6	35.310	104.3	41.872	<u>219.5</u>	268.7	1:52.142	
9		49.997	91.4	53.709	72.8	Pit In	210.5	180.6	3:01.123	21	34.810	184.6	<u>35.071</u>	105.7	40.524	218.2	<u>270.7</u>	1:50.405	
10	Pit Out	173.6	35.908	108.5	41.256				5:36.853	22	35.805	180.9	35.204	100.8	41.051	<u>219.5</u>	267.3	1:52.060	
11		47.129	170.1	36.102	107.5	<u>39.955</u>	211.8	264.1	2:03.186	23	<u>34.390</u>	193.5	55.083	102.7	Pit In	<u>219.5</u>	269.3	2:28.486	
12		34.508	175.0	35.114	111.1	40.202	218.2	269.3	<u>1:49.824</u>	24									

181 SCHIDLUF MAREK-GUI TERREZ AGUI										MCLAREN ARTURA GT4									
lap	Sect-1	Speed	Sect-2	Speed	Sect-3	Speed	TopSpeed	laptime	pit	lap	Sect-1	Speed	Sect-2	Speed	Sect-3	Speed	Topspeed	laptime	pit
1	Pit Out		42.200		48.826			2:15.188		10	36.980		37.636		44.248	197.8	238.9	1:58.864	
2		41.972	43.105		45.094	171.4	206.5	2:10.171		11	37.659		39.739		45.148	200.0	<u>241.6</u>	2:02.546	
3		41.111	38.215		43.593	193.5	228.3	2:02.919		12	37.731		37.518		44.685	193.5		1:59.934	
4		37.083	37.949		45.595	197.8	236.3	2:00.627		13	42.608		45.115		Pit In	195.7	230.3	2:26.724	
5		38.467	39.125		44.420	189.5	228.8	2:02.012		14	Pit Out		42.980		43.385			4:53.346	
6		37.444	37.231		43.757	198.9	235.3	1:58.432		15	36.807		38.008		43.750	200.0	235.8	1:58.565	
7		36.970	37.171		46.493	198.9	240.0	2:00.634		16	<u>36.538</u>		37.504		<u>42.909</u>	195.7	231.8	1:56.951	
8		38.292	38.295		Pit In	175.6	223.6	2:16.159		17	36.721		<u>36.845</u>		43.085	198.9	241.1	<u>1:56.651</u>	
9	Pit Out		38.417		43.929			5:59.484		18	38.982		42.616		Pit In	<u>203.4</u>	240.5	2:19.017	

191 Jean-Roch PIAT										PORSCHE 991.1 GT3 CUP									
lap	Sect-1	Speed	Sect-2	Speed	Sect-3	Speed	TopSpeed	laptime	pit	lap	Sect-1	Speed	Sect-2	Speed	Sect-3	Speed	Topspeed	laptime	pit
1	Pit Out	103.9	46.049	87.7	56.969			2:30.716		12	35.824	177.0	36.943	95.8	42.042	<u>211.8</u>	259.0	1:54.809	
2		41.708	110.5	45.793	95.9	45.404	192.5	217.3	2:12.905	13	35.715	177.0	37.090	99.9	<u>41.947</u>	210.5	259.6	<u>1:54.752</u>	
3		40.022	128.7	38.844	90.1	43.354	200.0	249.4	2:02.220	14	<u>35.642</u>	172.5	37.983	<u>107.2</u>	42.286	209.3	259.6	1:55.911	
4		36.969	166.4	38.288	94.0	44.376	208.1	258.4	1:59.633	15	1:04.217	157.4	37.139	90.8	44.804	204.5	256.5	2:26.160	
5		37.688	141.4	38.171	94.0	43.080	209.3	257.8	1:58.939	16	36.454	149.4	37.406	94.3	46.284	210.5	260.2	2:00.144	
6		37.479	159.5	37.963	95.7	42.819	210.5	260.2	1:58.261	17	38.317	161.0	37.199	98.3	42.661	<u>211.8</u>	246.0	1:58.177	
7		37.139	159.8	37.754	90.2	Pit In	<u>211.8</u>	<u>260.9</u>	2:48.979	18	36.642	180.0	37.696	98.9	42.747	201.1	254.1	1:57.085	
8	Pit Out	164.1	37.987	95.4	42.854			8:17.829		19	36.501	182.7	37.052	96.6	43.306	210.5	259.0	1:56.859	
9		37.267	160.2	39.632	93.9	42.739	209.3	257.1	1:59.638	20	36.505	158.6	40.703	90.8	44.189	209.3	234.3	2:01.397	
10		36.594	169.5	38.353	90.2	42.703	210.5	<u>260.9</u>	1:57.650	21	36.032	162.2	38.877	96.8	Pit In	210.5	259.6	2:10.189	
11		36.614	<u>190.5</u>	<u>36.643</u>	99.9	42.460	206.9	257.1	1:55.717	22									

199 José BARROS										PORSCHE 991.2 GT3 CUP									
lap	Sect-1	Speed	Sect-2	Speed	Sect-3	Speed	TopSpeed	laptime	pit	lap	Sect-1	Speed	Sect-2	Speed	Sect-3	Speed	Topspeed	laptime	pit
1	Pit Out		49.021	82.5	58.371			2:35.128		12	<u>33.494</u>		34.323	129.2	39.983	220.9	270.7	<u>1:47.800</u>	
2		44.622	45.940	96.9	46.553	165.9	191.8	2:17.115		13	34.795		<u>33.864</u>	133.7	41.049	<u>222.2</u>	<u>271.4</u>	1:49.708	
3		38.321	37.239	110.2	41.417	176.5	203.4	1:56.977		14	35.695		35.493	114.0	41.391	209.3	260.9	1:52.579	
4		34.499	35.012	115.6	42.309	218.2	266.0	1:51.820		15	36.679		34.183	126.8	40.370	216.9	270.0	1:51.232	
5		33.885	34.591	126.3	41.311	218.2	267.3	1:49.787		16	33.786		34.736	119.9	40.193	<u>222.2</u>	270.7	1:48.715	
6		33.621	34.510	111.2	41.126	220.9	268.7	1:49.257		17	35.612		51.521	96.0	Pit In	220.9	270.7	2:22.369	
7		33.702	33.991	132.4	40.888	216.9	266.7	1:48.581		18	Pit Out		35.665	117.0	41.367			5:37.176	



## Caterham Racing Weekend

### Autódromo Internacional do Algarve

**GT-CET**

4 - 7 April 2024

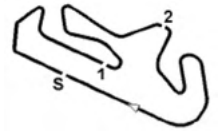
**Laps and Sector Times - PRIVATE PRACTICE 2**
**Autodromo Internacional Algarve - 4652mtr.**

8	36.836	33.942	127.4	Pit In	214.3	268.7	2:23.682	19	33.822	34.291	<u>134.8</u>	39.976	220.9	269.3	1:48.089
9	Pit Out	37.608	88.6	47.830			5:44.480	20	33.659	34.698	124.6	<u>39.958</u>	219.5	269.3	1:48.315
10	33.865	34.160	<u>134.8</u>	40.041	216.9	267.3	1:48.066	21	33.692	35.201	124.6	Pit In	220.9	270.0	2:02.541
11	33.892	34.429	<u>134.8</u>	40.170	216.9	269.3	1:48.491	22							

415 Jeremy FALIGAND									PORSCHE CUP 992										
lap	Sect-1	Speed	Sect-2	Speed	Sect-3	Speed	TopSpeed	laptime	pit	lap	Sect-1	Speed	Sect-2	Speed	Sect-3	Speed	Topspeed	laptime	pit
1	Pit Out	132.7	41.710	99.2	47.101			2:09.774		10	37.377	173.9	36.132	109.4	Pit In	214.3	253.5	2:03.283	
2	40.074	148.4	41.021	110.7	46.674	195.7	225.9	2:07.769		11	Pit Out	163.1	36.079	112.3	42.362			4:21.536	
3	37.606	157.4	37.994	108.3	44.753	203.4	250.0	2:00.353		12	35.370	171.4	36.299	108.1	41.735	213.0	261.5	1:53.404	
4	36.515	161.4	39.664	109.3	44.139	206.9	254.7	2:00.318		13	34.518	189.1	35.736	106.2	41.609	215.6	262.1	1:51.863	
5	36.644	166.4	38.173	103.0	Pit In	205.7	256.5	2:06.046		14	37.620	182.1	35.402	116.3	41.667	214.3	243.2	1:54.689	
6	Pit Out	156.3	38.323	111.2	Pit In			5:32.229		15	34.301	183.4	35.549	112.6	40.986	214.3	262.8	1:50.836	
7	Pit Out	152.1	39.922	109.5	46.275			10:24.468		16	34.387	191.8	35.084	<u>118.3</u>	<u>40.666</u>	216.9	264.1	<u>1:50.137</u>	
8	38.038	170.3	37.428	106.2	41.930	206.9	256.5	1:57.396		17	<u>34.046</u>	<u>193.2</u>	<u>35.066</u>	111.8	41.431	<u>218.2</u>	<u>266.0</u>	1:50.543	
9	35.643	170.9	36.221	116.6	42.881	213.0	261.5	1:54.745		18	36.999	147.9	38.640	108.2	Pit In	216.9	249.4	2:06.995	

701 Patrick L. BAY									VORTEX 1.0										
lap	Sect-1	Speed	Sect-2	Speed	Sect-3	Speed	TopSpeed	laptime	pit	lap	Sect-1	Speed	Sect-2	Speed	Sect-3	Speed	Topspeed	laptime	pit
1	Pit Out	97.9	46.133	88.7	50.278			2:26.059		9	34.478	188.5	35.546	102.6	40.322	209.3	248.8	1:50.346	
2	39.281	156.3	36.783	109.0	42.592	170.6	216.9	1:58.656		10	34.343	182.4	34.873	<u>125.6</u>	40.252	<u>210.5</u>	<u>249.4</u>	<u>1:49.468</u>	
3	36.324	173.1	35.531	115.0	41.546	205.7	244.9	1:53.401		11	<u>34.342</u>	181.2	<u>34.684</u>	122.9	40.850	209.3	248.3	1:49.876	
4	38.399	132.0	45.980	91.6	Pit In	204.5	247.7	2:23.927		12	34.548	<u>190.1</u>	1:03.113	96.0	42.144	204.5	245.5	2:19.805	
5	Pit Out	153.4	37.225	99.9	45.995			7:48.280		13	35.320	169.0	37.412	109.3	41.738	208.1	247.1	1:54.470	
6	55.843	91.1	55.655	74.9	Pit In	203.4	245.5	3:04.137		14	35.106	186.5	35.238	113.7	<u>40.104</u>	208.1	246.0	1:50.448	
7	Pit Out	178.2	38.163	99.7	41.471			3:18.779		15	37.885	179.7	36.086	113.6	43.430	209.3	248.8	1:57.401	
8	34.744	182.1	36.268	97.1	41.902	208.1	244.9	1:52.914		16	34.812	187.2	35.670	109.6	Pit In	206.9	246.0	2:03.186	





## Caterham Racing Weekend

Autódromo Internacional do Algarve

GT-CET

4 - 7 April 2024

Result QUALIFYING 1

Autodromo Internacional Algarve - 4652mtr.


Pos	Nbr	Name / Entrant	Car	Cls	Plc	Fastest	In	Gap	Diff	Laps	Km/h
1	120	GOMEZ-GOMEZ ARNAUD GOMEZ	VORTEX 2.0	GPX	1	1:44.299	6			6	160.60
2	111	YEREGUI YBARRA-CARRETERO ORTEGA CD DAGO	AUDI RO	GPX	2	1:44.540	3	0.241	0.241	5	160.23
3	122	BARAMBIO PEREA-GARCIA MENENDEZ ALEJANDRO BARAMBIO PEREA	PORCHE 992K	GT Cup	1	1:44.963	4	0.664	0.423	5	159.58
4	121	AMROUCHE-AMROUCHE LIONELAMROUCHE	VORTEX 2.0	GPX	3	1:46.566	6	2.267	1.603	6	157.18
5	135	MARTINS-SVEPES RACAR MOTORSPORT	PORSCHE 992 GT3 CUP	GT Cup	2	1:46.643	4	2.344	0.077	5	157.07
6	118	FONTESBLANCO-SILVERO CASTILLA ESCUADERIA FARAON	FERRARI 488 CH EVO	GPX	4	1:47.242	5	2.943	0.599	6	156.19
7	113	VINYES DABAD-FONT CASAS BAPORO MOTORSPORT	PORSCHE 992 CUP	GT Cup	3	1:47.255	6	2.956	0.013	6	156.17
8	199	José BARROS VELOSO MOTORSPORT	PORSCHE 991.2 GT3 CUP	GT Cup	4	1:47.285	6	2.986	0.030	6	156.13
9	140	MARREIROS-MARREIROS VELOSO MOTORSPORT	PORSCHE 992 GT3 CUP	GT Cup	5	1:47.778	5	3.479	0.493	6	155.42
10	701	Patrick L. BAY ESCUADERIA BAIXEMPORDÁ	VORTEX 1.0	GPX	5	1:47.818	4	3.519	0.040	5	155.36
11	100	BRAS SILVERO-GONZALEZ GONZALEZ ESCUADERIA FARAON	PORSCHE 992 CUP	GT Cup	6	1:48.135	5	3.836	0.317	6	154.90
12	136	PEREIRA DA CRUZ-DIAS MOLEIRO RACAR MOTORSPORT	PORSCHE 992 GT3 CUP	GT Cup	7	1:49.900	4	5.601	1.765	5	152.41
13	415	Jeremy FALIGAND FALIGAND JEREMY	PORSCHE CUP 992	GT Cup	8	1:50.060	6	5.761	0.160	6	152.19
14	112	LOURINHO BRAS-GOMEZ GUILLEN ESCUADERIA FARAON	PORSCHE 992 CUP	GT Cup	9	1:50.371	5	6.072	0.311	5	151.76
15	114	Hendrik van ZOEST SKUALO COMPETICIÓN	PORSCHE 991-1 GT3 CUP	GT Cup	10	1:52.306	4	8.007	1.935	5	149.15
16	123	SANABRIA CRESPO-BRISO ESCUADERIA FARAON	PORSCHE 992 CUP	GT Cup	11	1:52.417	5	8.118	0.111	5	149.00
17	166	CAETANO-POSSER VELOSO MOTORSPORT	PORSCHE 991.2 GT3 CUP	GT Cup	12	1:52.876	5	8.577	0.459	5	148.40
18	191	Jean-Roch PIAT VELOSO MOTORSPORT	PORSCHE 991.1 GT3 CUP	GT Cup	13	1:53.580	5	9.281	0.704	5	147.48
19	133	SANTOS AVALLE-KRISTENSEN CHEFO SPORT	LIGIER JS2R	GT4	1	1:55.509	5	11.210	1.929	5	145.01
20	181	SCHIDLOF MAREK-GUITIERREZ AGUI ESCUADERIA BAIXEMPORDÁ	MCLAREN ARTURA GT4	GT4	2	1:55.531	5	11.232	0.022	5	144.99
21	150	RAMOS-CARVALHO ARAUJO COMPETICAO	ASTONMARTIN VANTAGE	GT4	3	1:56.442	4	12.143	0.911	5	143.85
22	110	Plazio Gomez-Plazio Gomez CHEFO SPORT	LIGIER JS2R	GT4	4	1:59.111	3	14.812	2.669	5	140.63

Fastest time : 1:44.299 in lap 6 by nbr. 120 : GOMEZ-GOMEZ (VORTEX2.0)

Publication-time

Results: <https://livetiming.raceresults.ru/autodromodoalgarve>

Timekeeping by :

Timekeeper  Luis Mesquita	Clerck of The Course	Steward	Steward	Steward
---	----------------------	---------	---------	---------



## Caterham Racing Weekend

Autódromo Internacional do Algarve

### GT-CET

### Result QUALIFYING 1

4 - 7 April 2024

Autodromo Internacional Algarve - 4652mtr.


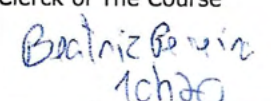



Pos	Nbr	Name / Entrant	Car	Cls	PIC	Fastest	In	Gap	Diff	Laps	Km/h
1	120	GOMEZ-GOMEZ ARNAUD GOMEZ	VORTEX 2.0	GPX	1	<b>1:44.299</b>	<b>6</b>			6	160.60
2	111	YEREGUI YBARRA-CARRETERO ORTEGA CD DAGO	AUDI RO	GPX	2	<b>1:44.540</b>	<b>3</b>	0.241	0.241	5	160.23
3	122	BARAMBIO PEREA-GARCIA MENENDEZ ALEJANDRO BARAMBIO PEREA	PORCHE 992K	GT Cup 1		<b>1:44.963</b>	<b>4</b>	0.664	0.423	5	159.58
4	121	AMROUCHE-AMROUCHE LIONEL AMROUCHE	VORTEX 2.0	GPX	3	<b>1:46.566</b>	<b>6</b>	2.267	1.603	6	157.18
5	135	MARTINS-SVEPES RACAR MOTORSPORT	PORSCHE 992 GT3 CUP	GT Cup 2		<b>1:46.643</b>	<b>4</b>	2.344	0.077	5	157.07
6	118	FONTES BLANCO-SILVERO CASTILLA ESCUADERIA FARAON	FERRARI 488 CH EVO	GPX	4	<b>1:47.242</b>	<b>5</b>	2.943	0.599	6	156.19
7	113	VINYES DABAD-FONT CASAS BAPORO MOTORSPORT	PORSCHE 992 CUP	GT Cup 3		<b>1:47.255</b>	<b>6</b>	2.956	0.013	6	156.17
8	199	José BARROS VELOSO MOTORSPORT	PORSCHE 991.2 GT3 CUP	GT Cup 4		<b>1:47.285</b>	<b>6</b>	2.986	0.030	6	156.13
9	140	MARREIROS-MARREIROS VELOSO MOTORSPORT	PORSCHE 992 GT3 CUP	GT Cup 5		<b>1:47.778</b>	<b>5</b>	3.479	0.493	6	155.42
10	701	Patrick L. BAY ESCUADERIA BAIX EMPORDÁ	VORTEX 1.0	GPX	5	<b>1:47.818</b>	<b>4</b>	3.519	0.040	5	155.36
11	100	BRAS SILVERO-GONZALEZ GONZALEZ ESCUADERIA FARAON	PORSCHE 992 CUP	GT Cup 6		<b>1:48.135</b>	<b>5</b>	3.836	0.317	6	154.90
12	136	PEREIRA DA CRUZ-DIAS MOLEIRO RACAR MOTORSPORT	PORSCHE 992 GT3 CUP	GT Cup 7		<b>1:49.900</b>	<b>4</b>	5.601	1.765	5	152.41
13	415	Jeremy FALIGAND FALIGAND JEREMY	PORSCHE CUP 992	GT Cup 8		<b>1:50.060</b>	<b>6</b>	5.761	0.160	6	152.19
14	112	LOURINHO BRAS-GOMEZ GUILLEN ESCUADERIA FARAON	PORSCHE 992 CUP	GT Cup 9		<b>1:50.371</b>	<b>5</b>	6.072	0.311	5	151.76
15	114	Hendrik van ZOEST SKUALO COMPETICIÓN	PORSCHE 991-1 GT3 CUP	GT Cup 10		<b>1:52.306</b>	<b>4</b>	8.007	1.935	5	149.15
16	123	SANABRIA CRESPO-BRIOSO ESCUADERIA FARAON	PORSCHE 992 CUP	GT Cup 11		<b>1:52.417</b>	<b>5</b>	8.118	0.111	5	149.00
17	166	CAETANO-POSSER VELOSO MOTORSPORT	PORSCHE 991.2 GT3 CUP	GT Cup 12		<b>1:52.876</b>	<b>5</b>	8.577	0.459	5	148.40
18	191	Jean-Roch PIAT VELOSO MOTORSPORT	PORSCHE 991.1 GT3 CUP	GT Cup 13		<b>1:53.580</b>	<b>5</b>	9.281	0.704	5	147.48
19	133	SANTOS AVALLE-KRISTENSEN CHEFO SPORT	LIGIER JS2R	GT4 1		<b>1:55.509</b>	<b>5</b>	11.210	1.929	5	145.01
20	181	SCHIDLOF MAREK-GUITIERREZ AGÜI ESCUADERIA BAIX EMPORDÁ	MCLAREN ARTURA GT4	GT4 2		<b>1:55.531</b>	<b>5</b>	11.232	0.022	5	144.99
21	150	RAMOS-CARVALHO ARAUJO COMPETICAO	ASTON MARTIN VANTAGE	GT4 3		<b>1:56.442</b>	<b>4</b>	12.143	0.911	5	143.85
22	110	Plazio Gomez-Plazio Gomez CHEFO SPORT	LIGIER JS2R	GT4 4		<b>1:59.111</b>	<b>3</b>	14.812	2.669	5	140.63

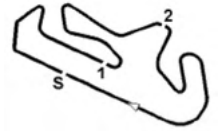
Fastest time : 1:44.299 in lap 6 by nbr. 120 : GOMEZ-GOMEZ (VORTEX 2.0)

Publication-time

Results: <https://livetiming.raceresults.nu/autodromodoalgarve>

Timekeeping by :

Timekeeper  Luís Mesquita	Clerk of The Course  Beatriz Pereira 1chdo	Steward 	Steward 	Steward 
Page 1 of 1	Results remain provisional pending technical examination and decisions from the stewards of the meeting			



## Caterham Racing Weekend

### Autódromo Internacional do Algarve

GT-CET

4 - 7 April 2024

Laps and Sector Times - QUALIFYING 1

Autodromo Internacional Algarve - 4652mtr.

100 BRAS SILVERO-GONZALEZ GONZALEZ									PORSCHE 992 C UP										
lap	Sect-1	Speed	Sect-2	Speed	Sect-3	Speed	TopSpeed	laptime	pit	lap	Sect-1	Speed	Sect-2	Speed	Sect-3	Speed	Topspeed	laptime	pit
1	Pit Out	152.1	41.424	96.6	45.312			2:09.117		4	33.624	197.4	34.674	112.1	40.186	216.9	262.1	1:48.484	
2	36.148	192.5	37.536	108.8	43.581	205.7	254.1	1:57.265		5	<u>33.619</u>	192.9	34.593	111.6	<u>39.923</u>	216.9	<u>264.7</u>	<u>1:48.135</u>	
3	34.330	173.4	34.986	112.0	40.390	215.6	262.1	1:49.706		6	33.712	<u>199.6</u>	<u>34.585</u>	<u>120.0</u>	40.069	<u>218.2</u>	<u>264.7</u>	1:48.366	

110 Plazio Gomez-Plazio Gomez									LIGIER JS2R										
lap	Sect-1	Speed	Sect-2	Speed	Sect-3	Speed	TopSpeed	laptime	pit	lap	Sect-1	Speed	Sect-2	Speed	Sect-3	Speed	Topspeed	laptime	pit
1	Pit Out	102.7	51.927	73.6	54.089			2:34.732		4	37.556	<u>160.5</u>	<u>38.214</u>	111.5	43.959	<u>195.7</u>	<u>237.9</u>	1:59.729	
2	46.853	130.0	41.978	97.3	45.402	158.6	169.8	2:14.233		5	37.516	158.8	38.614	105.5	43.478	<u>195.7</u>	236.8	1:59.608	
3	<u>37.391</u>	159.8	38.339	<u>111.7</u>	<u>43.381</u>	193.5	235.8	<u>1:59.111</u>		6									

111 YEREGUI YBARRA-CARRETERO ORTEGA									AUDI RO										
lap	Sect-1	Speed	Sect-2	Speed	Sect-3	Speed	TopSpeed	laptime	pit	lap	Sect-1	Speed	Sect-2	Speed	Sect-3	Speed	Topspeed	laptime	pit
1	Pit Out	119.6	42.724	88.1	45.466			2:10.798		4	<u>32.176</u>	<u>199.6</u>	33.314	115.6	44.952	<u>229.3</u>	279.1	1:50.442	
2	35.085	162.9	35.602	116.1	42.451	218.2	257.1	1:53.138		5	34.680	157.2	35.993	108.8	40.155	<u>229.3</u>	<u>280.5</u>	1:50.828	
3	32.811	191.2	<u>32.866</u>	<u>125.3</u>	<u>38.863</u>	225.0	274.8	<u>1:44.540</u>		6									

112 LOURINHO BRAS-GOMEZ GUILLEN									PORSCHE 992 C UP										
lap	Sect-1	Speed	Sect-2	Speed	Sect-3	Speed	TopSpeed	laptime	pit	lap	Sect-1	Speed	Sect-2	Speed	Sect-3	Speed	Topspeed	laptime	pit
1	Pit Out	112.5	46.033	101.8	53.362			2:26.404		4	35.306	<u>198.2</u>	35.228	104.9	41.517	211.8	259.6	1:52.051	
2	40.486	152.3	39.153	113.8	46.250	196.7	240.5	2:05.889		5	<u>34.339</u>	181.5	<u>34.984</u>	<u>117.3</u>	<u>41.048</u>	215.6	<u>263.4</u>	<u>1:50.371</u>	
3	37.211	172.8	37.036	116.3	43.267	204.5	237.9	1:57.514		6									

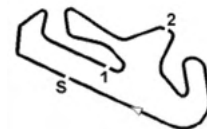
113 VINYES DABAD-FONT CASAS									PORSCHE 992 C UP										
lap	Sect-1	Speed	Sect-2	Speed	Sect-3	Speed	TopSpeed	laptime	pit	lap	Sect-1	Speed	Sect-2	Speed	Sect-3	Speed	Topspeed	laptime	pit
1	Pit Out	137.2	40.438	106.6	44.803			2:06.746		4	33.504	180.0	34.746	105.8	48.211	218.2	261.5	1:56.461	
2	36.926	152.1	37.116	101.2	43.646	210.5	253.5	1:57.688		5	33.877	186.9	<u>34.045</u>	112.9	39.762	218.2	262.8	1:47.684	
3	34.160	179.4	34.511	<u>115.8</u>	<u>39.569</u>	216.9	260.9	1:48.240		6	<u>33.171</u>	<u>196.4</u>	34.154	113.1	39.930	219.5	<u>264.7</u>	<u>1:47.255</u>	

114 Hendrik van ZOEST									PORSCHE 991-1 GT3 CUP										
lap	Sect-1	Speed	Sect-2	Speed	Sect-3	Speed	TopSpeed	laptime	pit	lap	Sect-1	Speed	Sect-2	Speed	Sect-3	Speed	Topspeed	laptime	pit
1	Pit Out	91.8	50.341	83.8	47.685			2:25.440		4	<u>34.980</u>	167.2	35.776	107.5	<u>41.550</u>	<u>211.8</u>	<u>259.6</u>	<u>1:52.306</u>	
2	41.737	159.5	37.088	<u>126.0</u>	42.416	185.6	188.2	2:01.241		5	35.134	<u>186.5</u>	<u>35.533</u>	105.5	41.674	210.5	259.0	1:52.341	
3	39.798	111.2	40.289	96.9	45.050	<u>211.8</u>	<u>259.6</u>	2:05.137		6									

118 FONTES BLANCO-SILVERO CASTILLA									FERRARI 488 CH EVO										
lap	Sect-1	Speed	Sect-2	Speed	Sect-3	Speed	TopSpeed	laptime	pit	lap	Sect-1	Speed	Sect-2	Speed	Sect-3	Speed	Topspeed	laptime	pit
1	Pit Out		43.409	86.8	48.334			2:17.845		4	33.601		34.308	110.8	39.995	220.9	266.0	1:47.904	
2	36.804		36.614	103.9	44.206	205.7	255.3	1:57.624		5	<u>33.277</u>		<u>34.233</u>	114.2	<u>39.732</u>	220.9	<u>267.3</u>	<u>1:47.242</u>	
3	33.984		34.581	<u>117.1</u>	40.189	216.9	265.4	1:48.754		6	48.988		52.947	99.0	Pit In	<u>222.2</u>	<u>267.3</u>	2:46.909	

120 GOMEZ-GOMEZ									VORTEX 2.0										
lap	Sect-1	Speed	Sect-2	Speed	Sect-3	Speed	TopSpeed	laptime	pit	lap	Sect-1	Speed	Sect-2	Speed	Sect-3	Speed	Topspeed	laptime	pit
1	Pit Out		38.266	102.1	42.186			1:59.747		4	32.812		33.173	<u>131.7</u>	38.644	218.2	257.8	1:44.629	
2	34.897		35.881	118.4	39.637	211.8	251.2	1:50.415		5	32.908		33.103	123.6	<u>38.623</u>	<u>219.5</u>	<u>262.8</u>	1:44.634	
3	33.541		34.243	128.7	38.783	216.9	256.5	1:46.567		6	<u>32.583</u>		<u>32.977</u>	128.0	38.739	218.2	259.0	<u>1:44.299</u>	

121 AMROUCHE - AMROUCHE									VORTEX 2.0										
lap	Sect-1	Speed	Sect-2	Speed	Sect-3	Speed	TopSpeed	laptime	pit	lap	Sect-1	Speed	Sect-2	Speed	Sect-3	Speed	Topspeed	laptime	pit
1	Pit Out		46.305	102.3	48.632			2:20.036		4	34.043		34.748	135.3	39.725	218.2	262.1	1:48.516	
2	37.667		39.227	120.8	42.813	202.2	244.9	1:59.707		5	33.945		34.556	133.0	39.330	222.2	263.4	1:47.831	
3	34.875		35.327	135.7	40.328	215.6	259.0	1:50.530		6	<u>33.479</u>		<u>34.132</u>	<u>136.0</u>	<u>38.955</u>	220.9	<u>264.7</u>	<u>1:46.566</u>	



## Caterham Racing Weekend

### Autódromo Internacional do Algarve

GT-CET

4 - 7 April 2024

Laps and Sector Times - QUALIFYING 1

Autodromo Internacional Algarve - 4652mtr.

122 BARAMBIO PEREA-GARCIA MENENDEZ										PORCHE 992K									
lap	Sect-1	Speed	Sect-2	Speed	Sect-3	Speed	TopSpeed	laptime	pit	lap	Sect-1	Speed	Sect-2	Speed	Sect-3	Speed	Topspeed	laptime	pit
1	Pit Out	156.3	40.021	103.8	42.025			2:02.262		4	33.035	196.0	<u>33.152</u>	<u>126.5</u>	<u>38.776</u>	220.9	266.0	<u>1:44.963</u>	
2		34.296	35.158	91.1	40.964	215.6	259.0	1:50.418		5	<u>32.938</u>	193.5	33.400	121.6	38.974	<u>222.2</u>	267.3	1:45.312	
3		37.686	48.680	114.8	47.863	<u>222.2</u>	265.4	2:14.229		6									

123 SANABRIA CRESPO-BRIOSO										PORSCHE 992 CUP									
lap	Sect-1	Speed	Sect-2	Speed	Sect-3	Speed	TopSpeed	laptime	pit	lap	Sect-1	Speed	Sect-2	Speed	Sect-3	Speed	Topspeed	laptime	pit
1	Pit Out	116.8	45.809	97.6	52.145			2:24.733		4	35.637	<u>169.3</u>	36.098	<u>104.0</u>	42.018	206.9	255.9	1:53.753	
2		40.858	39.133	96.1	46.152	197.8	227.8	2:06.143		5	<u>35.167</u>	168.5	<u>36.030</u>	102.4	<u>41.220</u>	211.8	<u>259.6</u>	<u>1:52.417</u>	
3		36.004	36.825	102.0	43.452	206.9	256.5	1:56.281		6									

133 SANTOS AVALLE-KRISTENSEN										LIGIER JS2R									
lap	Sect-1	Speed	Sect-2	Speed	Sect-3	Speed	TopSpeed	laptime	pit	lap	Sect-1	Speed	Sect-2	Speed	Sect-3	Speed	Topspeed	laptime	pit
1	Pit Out	128.3	53.092	87.9	58.730			2:39.602		4	36.950	159.5	36.913	106.1	<u>42.050</u>	196.7	237.9	1:55.913	
2		43.867	41.952	94.7	49.609	191.5	234.3	2:15.428		5	36.634	<u>168.2</u>	<u>36.637</u>	107.9	42.238	<u>198.9</u>	<u>239.5</u>	<u>1:55.509</u>	
3		<u>36.367</u>	<u>168.2</u>	46.016	<u>109.3</u>	52.902	<u>239.5</u>	2:15.285		6									

135 MARTINS-SVEPES										PORSCHE 992 GT3 CUP									
lap	Sect-1	Speed	Sect-2	Speed	Sect-3	Speed	TopSpeed	laptime	pit	lap	Sect-1	Speed	Sect-2	Speed	Sect-3	Speed	Topspeed	laptime	pit
1	Pit Out	128.1	46.978	93.8	52.082			2:23.259		4	<u>33.420</u>	<u>189.5</u>	<u>33.849</u>	113.9	<u>39.374</u>	219.5	263.4	<u>1:46.643</u>	
2		43.224	41.752	97.3	43.535	170.6	165.9	2:08.511		5	36.761	149.6	40.558	103.6	Pit In	<u>220.9</u>	<u>266.7</u>	2:05.751	
3		34.074	34.124	<u>116.5</u>	40.328	214.3	260.2	1:48.526		6									

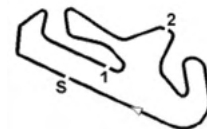
136 PEREIRA DA CRUZ-DIAS MOLEIRO										PORSCHE 992 GT3 CUP									
lap	Sect-1	Speed	Sect-2	Speed	Sect-3	Speed	TopSpeed	laptime	pit	lap	Sect-1	Speed	Sect-2	Speed	Sect-3	Speed	Topspeed	laptime	pit
1	Pit Out	108.0	49.758	90.4	49.412			2:26.546		4	34.761	174.8	34.917	<u>125.0</u>	<u>40.222</u>	214.3	259.0	<u>1:49.900</u>	
2		37.425	40.214	97.5	43.899	201.1	251.7	2:01.538		5	<u>34.661</u>	176.8	<u>34.829</u>	112.7	41.496	<u>219.5</u>	<u>265.4</u>	1:50.986	
3		35.880	35.564	120.9	41.350	204.5	252.3	1:52.794		6									

140 MARREIROS-MARREIROS										PORSCHE 992 GT3 CUP									
lap	Sect-1	Speed	Sect-2	Speed	Sect-3	Speed	TopSpeed	laptime	pit	lap	Sect-1	Speed	Sect-2	Speed	Sect-3	Speed	Topspeed	laptime	pit
1	Pit Out	107.9	45.324	94.1	45.517			2:16.608		4	34.146	185.2	34.257	<u>114.3</u>	40.209	211.8	257.1	1:48.612	
2		35.818	36.427	104.3	40.977	205.7	252.3	1:53.222		5	<u>33.755</u>	190.5	<u>34.241</u>	111.5	<u>39.782</u>	<u>214.3</u>	<u>260.2</u>	<u>1:47.778</u>	
3		34.112	34.642	112.1	40.561	211.8	257.1	1:49.315		6	33.909	<u>192.9</u>	34.472	111.2	39.940	<u>214.3</u>	259.6	1:48.321	

150 RAMOS-CARVALHO										ASTON MARTIN VANTAGE									
lap	Sect-1	Speed	Sect-2	Speed	Sect-3	Speed	TopSpeed	laptime	pit	lap	Sect-1	Speed	Sect-2	Speed	Sect-3	Speed	Topspeed	laptime	pit
1	Pit Out	127.5	47.730	94.5	49.946			2:23.633		4	<u>36.416</u>	<u>173.9</u>	<u>36.893</u>	112.0	<u>43.133</u>	<u>200.0</u>	240.0	<u>1:56.442</u>	
2		39.281	39.059	102.8	44.099	186.5	229.3	2:02.439		5	37.833	163.9	37.126	109.6	43.193	197.8	238.9	1:58.152	
3		37.110	37.123	<u>115.0</u>	43.222	<u>200.0</u>	<u>240.5</u>	1:57.455		6									

166 CAETANO-POSSER										PORSCHE 991.2 GT3 CUP									
lap	Sect-1	Speed	Sect-2	Speed	Sect-3	Speed	TopSpeed	laptime	pit	lap	Sect-1	Speed	Sect-2	Speed	Sect-3	Speed	Topspeed	laptime	pit
1	Pit Out	147.5	44.266	92.9	50.135			2:17.339		4	35.649	165.9	37.191	100.6	42.509	<u>213.0</u>	<u>258.4</u>	1:55.349	
2		38.300	37.809	96.2	42.821	200.0	224.1	1:58.930		5	<u>35.168</u>	<u>175.9</u>	<u>35.808</u>	<u>108.4</u>	<u>41.900</u>	211.8	254.7	<u>1:52.876</u>	
3		35.708	36.447	100.7	41.939	211.8	<u>258.4</u>	1:54.094		6									

181 SCHIDLOF MAREK-GUITIERREZ AGÜI										MCLAREN ARTURA GT4									
lap	Sect-1	Speed	Sect-2	Speed	Sect-3	Speed	TopSpeed	laptime	pit	lap	Sect-1	Speed	Sect-2	Speed	Sect-3	Speed	Topspeed	laptime	pit
1	Pit Out		47.287		52.170			2:29.202		4	<u>36.102</u>		<u>36.670</u>		42.801	197.8	237.4	1:55.573	
2		39.506	40.063		43.598	183.7	220.4	2:03.167		5	36.178		36.709		42.644	<u>202.2</u>	<u>240.5</u>	<u>1:55.531</u>	
3		36.573	37.027		<u>42.572</u>	195.7	235.8	1:56.172		6									



## Caterham Racing Weekend

### Autódromo Internacional do Algarve

GT-CET

4 - 7 April 2024

Laps and Sector Times - QUALIFYING 1

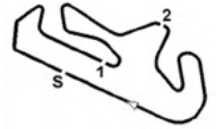
Autodromo Internacional Algarve - 4652mtr.

191 Jean-Roch PIAT										PORSCHE 991.1 GT3 CUP									
lap	Sect-1	Speed	Sect-2	Speed	Sect-3	Speed	TopSpeed	laptime	pit	lap	Sect-1	Speed	Sect-2	Speed	Sect-3	Speed	Topspeed	laptime	pit
1	Pit Out	127.1	47.994	79.3	46.997			2:19.545		4	36.170	178.5	36.959	101.7	41.595	<u>213.0</u>	259.6	1:54.724	
2	42.033	165.9	37.515	<u>107.1</u>	41.708	193.5	173.6	2:01.256		5	<u>36.076</u>	<u>182.1</u>	<u>35.937</u>	104.7	<u>41.567</u>	<u>213.0</u>	259.6	<u>1:53.580</u>	
3	36.345	167.4	36.741	89.3	42.127	<u>213.0</u>	<u>261.5</u>	1:55.213		6									

199 José BARROS										PORSCHE 991.2 GT3 CUP									
lap	Sect-1	Speed	Sect-2	Speed	Sect-3	Speed	TopSpeed	laptime	pit	lap	Sect-1	Speed	Sect-2	Speed	Sect-3	Speed	Topspeed	laptime	pit
1	Pit Out		40.569	119.3	42.624			2:05.037		4	<u>33.183</u>		33.998	109.4	42.693	<u>220.9</u>	<u>267.3</u>	1:49.874	
2	34.618		34.828	113.9	40.544	215.6	260.9	1:49.990		5	33.734		34.019	116.4	40.017	219.5	<u>267.3</u>	1:47.770	
3	33.707		34.140	122.2	<u>39.729</u>	219.5	266.7	1:47.576		6	33.601		<u>33.805</u>	<u>125.3</u>	39.879	218.2	266.0	<u>1:47.285</u>	

415 Jeremy FALI GAND										PORSCHE CUP 992									
lap	Sect-1	Speed	Sect-2	Speed	Sect-3	Speed	TopSpeed	laptime	pit	lap	Sect-1	Speed	Sect-2	Speed	Sect-3	Speed	Topspeed	laptime	pit
1	Pit Out	151.9	40.806	96.0	44.610			2:08.139		4	34.465	<u>201.1</u>	<u>34.901</u>		41.184	216.9	261.5	1:50.550	
2	36.996	166.7	37.579	105.6	42.376	209.3	255.9	1:56.951		5	<u>34.234</u>	185.9	35.246	117.8	41.472	216.9	261.5	1:50.952	
3	35.429	172.0	35.883	115.0	41.432	215.6	260.2	1:52.744		6	34.296	188.8	35.265	<u>120.1</u>	<u>40.499</u>	<u>218.2</u>	<u>264.7</u>	<u>1:50.060</u>	

701 Patrick L. BAY										VORTEX 1.0									
lap	Sect-1	Speed	Sect-2	Speed	Sect-3	Speed	TopSpeed	laptime	pit	lap	Sect-1	Speed	Sect-2	Speed	Sect-3	Speed	Topspeed	laptime	pit
1	Pit Out	120.7	48.859	83.7	52.330			2:31.321		4	33.970	183.7	34.130	<u>136.2</u>	<u>39.718</u>	209.3	244.9	<u>1:47.818</u>	
2	39.273	177.0	37.212	108.7	46.217	184.6	222.7	2:02.702		5	<u>33.712</u>	179.1	<u>34.018</u>	128.3	40.211	<u>210.5</u>	<u>246.0</u>	1:47.941	
3	35.063	<u>189.5</u>	35.144	117.8	40.413	203.4	242.2	1:50.620		6									



## Caterham Racing Weekend

### Autódromo Internacional do Algarve

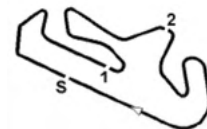
GT-CET

Laptimes - QUALIFYING 1

4 - 7 April 2024

Autodromo Internacional Algarve - 4652mtr.

Nbr	Name	Laps	lap	Lap ..1	Lap ..2	Lap ..3	Lap ..4	Lap ..5	Lap ..6	Lap ..7	Lap ..8	Lap ..9	Lap ..0
120	GOMEZ- GOMEZ	6	1 - 10	1:59.747	1:50.415	1:46.567	1:44.629	1:44.634	1:44.299				
199	José BARROS	6	1 - 10	2:05.037	1:49.990	1:47.576	1:49.874	1:47.770	1:47.285				
415	Jeremy FALIGAND	6	1 - 10	2:08.139	1:56.951	1:52.744	1:50.550	1:50.952	1:50.060				
100	BRAS SILVERO-GONZALEZ GONZ	6	1 - 10	2:09.117	1:57.265	1:49.706	1:48.484	1:48.135	1:48.366				
113	VINYES DABAD-FONT CASAS	6	1 - 10	2:06.746	1:57.688	1:48.240	1:56.461	1:47.684	1:47.255				
140	MA RREIROS- MA RREIROS	6	1 - 10	2:16.608	1:53.222	1:49.315	1:48.612	1:47.778	1:48.321				
121	AMROUCHE- AMROUCHE	6	1 - 10	2:20.036	1:59.707	1:50.530	1:48.516	1:47.831	1:46.566				
118	FONTES BLANCO-SILVERO CAST	6	1 - 10	2:17.845	1:57.624	1:48.754	1:47.904	1:47.242	2:46.909				
122	BARAMBIO PEREA-GARCIA MENE	5	1 - 10	2:02.262	1:50.418	2:14.229	1:44.963	1:45.312					
111	YEREGUI YBARRA-CARRETERO	5	1 - 10	2:10.798	1:53.138	1:44.540	1:50.442	1:50.828					
701	Patrick L. BAY	5	1 - 10	2:31.321	2:02.702	1:50.620	1:47.818	1:47.941					
181	SCHIDLOF MAREK-GUITIERREZ A	5	1 - 10	2:29.202	2:03.167	1:56.172	1:55.573	1:55.531					
136	PEREIRA DA CRUZ-DIAS MOLEIR	5	1 - 10	2:26.546	2:01.538	1:52.794	1:49.900	1:50.986					
166	CAETANO-POSSER	5	1 - 10	2:17.339	1:58.930	1:54.094	1:55.349	1:52.876					
150	RAMOS- CARVALHO	5	1 - 10	2:23.633	2:02.439	1:57.455	1:56.442	1:58.152					
123	SANABRIA CRESPO-BRIOSO	5	1 - 10	2:24.733	2:06.143	1:56.281	1:53.753	1:52.417					
112	LOURINHO BRAS-GOMEZ GUILLE	5	1 - 10	2:26.404	2:05.889	1:57.514	1:52.051	1:50.371					
191	Jean-Roch PIAT	5	1 - 10	2:19.545	2:01.256	1:55.213	1:54.724	1:53.580					
114	Hendrik van ZOEST	5	1 - 10	2:25.440	2:01.241	2:05.137	1:52.306	1:52.341					
110	Plazio Gomez-Plazio Gomez	5	1 - 10	2:34.732	2:14.233	1:59.111	1:59.729	1:59.608					
133	SANTOS AVALLE-KRISTENSEN	5	1 - 10	2:39.602	2:15.428	2:15.285	1:55.913	1:55.509					
135	MARTINS-SVEPES	5	1 - 10	2:23.259	2:08.511	1:48.526	1:46.643	2:05.751					



## Caterham Racing Weekend

Autódromo Internacional do Algarve

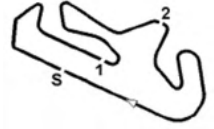
GT-CET

4 - 7 April 2024

Sector analyse - QUALIFYING 1

Autodromo Internacional Algarve - 4652mtr.

Pos	Nbr	Name / Team name	Sector 1			Sector 2			Sector 3			theoretical best	Actual best	In
			time	Lap	pos	time	Lap	pos	time	Lap	pos			
1	120	GOMEZ-GOMEZ	32.583	6	2	32.977	6	2	38.623	5	1	1:44.183	1:44.299	6
2	111	YEREGUI YBARRA-CARRETERO ORTEGA	32.176	4	1	32.866	3	1	38.863	3	3	1:43.905	1:44.540	3
3	122	BARAMBIO PEREA-GARCIA MENENDEZ	32.938	5	3	33.152	4	3	38.776	4	2	1:44.866	1:44.963	4
4	121	AMROUCHE-AMROUCHE	33.479	6	8	34.132	6	8	38.955	6	4	1:46.566	1:46.566	6
5	135	MARTINS-SVEPES	33.420	4	7	33.849	4	5	39.374	4	5	1:46.643	1:46.643	4
6	118	FONTES BLANCO-SILVERO CASTILLA	33.277	5	6	34.233	5	9	39.732	5	9	1:47.242	1:47.242	5
7	113	VINYES DABAD-FONT CASAS	33.171	6	4	34.045	5	7	39.569	3	6	1:46.785	1:47.255	6
8	199	José BARROS	33.183	4	5	33.805	6	4	39.729	3	8	1:46.717	1:47.285	6
9	140	MARREIROS-MARREIROS	33.755	5	11	34.241	5	10	39.782	5	10	1:47.778	1:47.778	5
10	701	Patrick L. BAY	33.712	5	10	34.018	5	6	39.718	4	7	1:47.448	1:47.818	4
11	100	BRAS SILVERO-GONZALEZ GONZALEZ	33.619	5	9	34.585	6	11	39.923	5	11	1:48.127	1:48.135	5
12	136	PEREIRA DA CRUZ-DIA S MOLEIRO	34.661	5	14	34.829	5	12	40.222	4	12	1:49.712	1:49.900	4
13	415	Jeremy FALIGAND	34.234	5	12	34.901	4	13	40.499	6	13	1:49.634	1:50.060	6
14	112	LOURINHO BRAS-GOMEZ GUILLEN	34.339	5	13	34.984	5	14	41.048	5	14	1:50.371	1:50.371	5
15	114	Hendrik van ZO EST	34.980	4	15	35.533	5	15	41.550	4	16	1:52.063	1:52.306	4
16	123	SANABRIA CRESPO-BRIOSO	35.167	5	16	36.030	5	18	41.220	5	15	1:52.417	1:52.417	5
17	166	CAETANO-POSSER	35.168	5	17	35.808	5	16	41.900	5	18	1:52.876	1:52.876	5
18	191	Jean-Roch PIAT	36.076	5	18	35.937	5	17	41.567	5	17	1:53.580	1:53.580	5
19	133	SANTOS AVALLE-KRISTENSEN	36.367	3	20	36.637	5	19	42.050	4	19	1:55.054	1:55.509	5
20	181	SCHIDLOF MAREK-GUITIERREZ AGÜI	36.102	4	19	36.670	4	20	42.572	3	20	1:55.344	1:55.531	5
21	150	RAMOS-CARVALHO	36.416	4	21	36.893	4	21	43.133	4	21	1:56.442	1:56.442	4
22	110	Plazio Gomez-Plazio Gomez	37.391	3	22	38.214	4	22	43.381	3	22	1:58.986	1:59.111	3



## Caterham Racing Weekend

Autódromo Internacional do Algarve

Heat name : GT-CET - QUALIFYING 1  
 Heat Date : 06 April 2024  
 Track name : Autodromo Internacional Algarve - 4652 mtr.

Participants Started : 22	Participants Classified : 22
Participants Finished : 22	Participants Not Classified : 9
Participants Not Finished : 0	

Green flag at : 10:05:00	Heat recording start time : 10:04:22
Finish flag waved at : 10:15:00	Heat recording end time : 10:17:48
Total time under Green : 10:00	Total of All Laps in Heat : 118
Number of cautions : 0	Total time under Yellow : 00:00:00
Number of code-60's : 0	Total time under Code-60 : 00:00:00

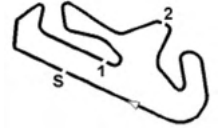
### Best Lap time history during the Heat

#	Nbr	lap time	in lap	Name	Car	time of day
1	120	1:50.415	2	GOMEZ-GOMEZ	VORTEX 2.0	10:08:56
2	199	1:49.990	2	José BARROS	PORSCHE 991.2 GT3 CUP	10:09:17
3	120	1:46.567	3	GOMEZ-GOMEZ	VORTEX 2.0	10:10:42
4	111	1:44.540	3	YEREGUI YBARRA-CARRETERO C	AUDI RO	10:11:26
5	120	1:44.299	6	GOMEZ-GOMEZ	VORTEX 2.0	10:15:56

### Summary of best laptimes per class

Nbr	Name / Team name	Car	Cls	Fastest Laptime	In	Speed
120	GOMEZ-GOMEZ	VORTEX 2.0	GPX	1:44.299	6	160.60
122	BARAMBIO PEREA-GARCIA MENE	PORCHE 992K	GT Cup	1:44.963	4	159.58
133	SANTOS AVALLE-KRISTENSEN	LIGIER JS2R	GT4	1:55.509	5	145.01





## Caterham Racing Weekend

Autódromo Internacional do Algarve

GT-CET

4 - 7 April 2024

Result QUALIFYING 2

Autodromo Internacional Algarve - 4652mtr.


Pos	Nbr	Name / Entrant	Car	Cls	Plc	Fastest	In	Gap	Diff	Laps	Km/h
1	6	CANIZARES TORTOSA-MENKESCAMPEL RX PRO RACING	PEUGEOT 308 RACING CUP	D1	1	1:56.858	4			5	143.34
2	15	GOROSTIZA TELLERIA-CHILLIDA BELZU LURAUTO K.K.	BMW M2 CS RACING	D1	2	1:57.588	3	0.730	0.730	4	142.45
3	66	PUITGMAL-NAOUR MOTORCLUB SABADELL	RENAULT CLIO CUP IV	D3	1	2:06.355	4	9.497	8.767	4	132.57
4	36	ALVAREZ SINDIN-SANTOS PEREZ UCAVRACING	SEAT LEON SUPERCOPA MK2	D1	3	2:06.963	3	10.105	0.608	4	131.93
5	40	Jose PALOMAR MAROTO MOTORCLUB SABADELL	RENAULT CLIO CUP IV	D3	2	2:07.424	3	10.566	0.461	4	131.45
6	9	ALBORS ALEXANDRE-LOPEZ BALBOA BALBORMOTORSPORT C.A.	RENAULT CLIO CUP IV	D3	3	2:09.800	3	12.942	2.376	4	129.05
7	23	CARAYOL CASAS-GOMEZ GOMEZ RX PRO RACING	RENAULT CLIO CUP IV	D3	4	2:09.828	4	12.970	0.028	4	129.02
8	10	Máximo VARELA CHEFO SPORT	RENAULT CLIO CUP V	D4	1	2:10.321	3	13.463	0.493	4	128.53
9	20	AIZPURUA SAENZ-GOMEZ GUTIERREZ CHEFO SPORT	RENAULT CLIO CUP V	D4	2	2:16.891	4	20.033	6.570	4	122.36

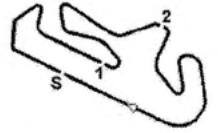
Fastest time : 1:56.858 in lap 4 by nbr. 6: CANIZARES TORTOSA-MENKES CAMPELO (PEUGEOT 308 RACING CUP)

Publication-time

Results: <https://livetiming.raceresults.nu/autodromodalgarve>

Timekeeping by :

Timekeeper  Luis Mesquita	Clerck of The Course	Steward	Steward	Steward
---	----------------------	---------	---------	---------



## Caterham Racing Weekend

Autódromo Internacional do Algarve

GT-CET

Result QUALIFYING 2

4 - 7 April 2024

Autodromo Internacional Algarve - 4652mtr.


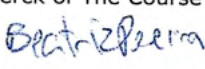



Pos	Nbr	Name / Entrant	Car	Cls	PIC	Fastest	In	Gap	Diff	Laps	Km/h
1	6	CANIZARES TORTOSA-MENKES CAMPEI RX PRO RACING	PEUGEOT 308 RACING CUP	D1	1	<b>1:56.858</b>	4			5	143.34
2	15	GOROSTIZA TELLERIA-CHILLIDA BELZL LURAUTO K.K.	BMW M2 CS RACING	D1	2	<b>1:57.588</b>	3	0.730	0.730	4	142.45
3	66	PUITGMAL-NAOUR MOTOR CLUB SABADELL	RENAULT CLIO CUP IV	D3	1	<b>2:06.355</b>	4	9.497	8.767	4	132.57
4	36	ALVAREZ SINDIN-SANTOS PEREZ UCAV RACING	SEAT LEON SUPERCOPA MK2	D1	3	<b>2:06.963</b>	3	10.105	0.608	4	131.93
5	40	Jose PALOMAR MAROTO MOTOR CLUB SABADELL	RENAULT CLIO CUP IV	D3	2	<b>2:07.424</b>	3	10.566	0.461	4	131.45
6	9	ALBORS ALEIXANDRE-LOPEZ BALBOA BALBOR MOTORSPORT C.A.	RENAULT CLIO CUP IV	D3	3	<b>2:09.800</b>	3	12.942	2.376	4	129.05
7	23	CARAYOL CASAS-GOMEZ GOMEZ RX PRO RACING	RENAULT CLIO CUP IV	D3	4	<b>2:09.828</b>	4	12.970	0.028	4	129.02
8	10	Máximo VARELA CHEFO SPORT	RENAULT CLIO CUP V	D4	1	<b>2:10.321</b>	3	13.463	0.493	4	128.53
9	20	AIZPURUA SAENZ-GOMEZ GUTIERREZ CHEFO SPORT	RENAULT CLIO CUP V	D4	2	<b>2:16.891</b>	4	20.033	6.570	4	122.36

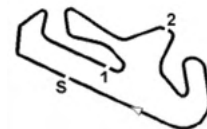
Fastest time : 1:56.858 in lap 4 by nbr. 6 : CANIZARES TORTOSA-MENKES CAMPELO (PEUGEOT 308 RACING CUP)

Publication-time

Results: <https://livetiming.raceresults.nu/autodromodoalgarve>

Timekeeping by :

Timekeeper  Luis Mesquita	Clerk of The Course  Beatriz Pereira 1ch55	Steward 	Steward 	Steward 
---	--	--	---	--



## Caterham Racing Weekend

### Autódromo Internacional do Algarve

GT-CET

4 - 7 April 2024

Laps and Sector Times - QUALIFYING 2

Autodromo Internacional Algarve - 4652mtr.

6 CANI ZARES TORTOSA-MENKES CAMPELO									PEUGEOT 308 RACING CUP											
lap	Sect-1	Speed	Sect-2	Speed	Sect-3	Speed	TopSpeed	laptime	pit	lap	Sect-1	Speed	Sect-2	Speed	Sect-3	Speed	Topspeed	laptime	pit	
1	Pit Out		Pit In		Pit In			5:52.524		4	<u>36.603</u>	<u>168.0</u>	<u>37.462</u>	<u>115.0</u>	<u>42.793</u>	<u>191.5</u>	226.4	<u>1:56.858</u>		
2	Pit Out	145.0	39.949	104.0	44.135			3:54.730		5	36.684	164.1	38.401	103.3	Pit In	190.5	<u>226.9</u>	<u>2:14.740</u>		
3	37.266	162.7	38.036	109.3	42.876	188.5	224.5	1:58.178		6										

9 ALBORS ALEIXANDRE-LOPEZ BALBOA									RENAULT CLIO CUP IV										
lap	Sect-1	Speed	Sect-2	Speed	Sect-3	Speed	TopSpeed	laptime	pit	lap	Sect-1	Speed	Sect-2	Speed	Sect-3	Speed	Topspeed	laptime	pit
1	Pit Out	150.8	44.768	97.7	48.614			8:37.966		3	<u>40.792</u>	152.1	<u>41.650</u>	97.9	<u>47.358</u>	<u>173.1</u>	<u>206.1</u>	<u>2:09.800</u>	
2	41.299	<u>154.5</u>	42.415	90.2	47.665	171.4	204.5	<u>2:11.379</u>	D	4	42.219	149.6	44.193	<u>102.9</u>	47.539	170.6	204.9	<u>2:13.951</u>	

10 Máximo VARELA									RENAULT CLIO CUP V										
lap	Sect-1	Speed	Sect-2	Speed	Sect-3	Speed	TopSpeed	laptime	pit	lap	Sect-1	Speed	Sect-2	Speed	Sect-3	Speed	Topspeed	laptime	pit
1	Pit Out	120.0	46.089	87.3	51.402			8:19.117		3	<u>40.861</u>	145.2	41.574	103.9	47.886	170.6	<u>206.1</u>	<u>2:10.321</u>	
2	43.766	145.2	44.162	86.7	50.599	163.6	198.2	2:18.527		4	41.132	<u>151.3</u>	<u>41.467</u>	<u>106.5</u>	<u>47.833</u>	169.8	204.2	<u>2:10.432</u>	

15 GOROSTI ZA TELLERIA-CHILLI DA BELZUNCE									BMW M2 CS RACING										
lap	Sect-1	Speed	Sect-2	Speed	Sect-3	Speed	TopSpeed	laptime	pit	lap	Sect-1	Speed	Sect-2	Speed	Sect-3	Speed	Topspeed	laptime	pit
1	Pit Out		40.284	102.0	46.169			7:47.854		3	<u>36.719</u>		<u>37.763</u>	<u>114.0</u>	43.106	<u>201.1</u>	<u>247.1</u>	<u>1:57.588</u>	
2	37.355		38.049	107.5	<u>43.013</u>	196.7	241.1	1:58.417		4	47.096		56.056	86.2	Pit In	<u>201.1</u>	233.3	<u>2:59.339</u>	

20 AI ZPURUA SAENZ-GOMEZ GUTIERREZ									RENAULT CLIO CUP V										
lap	Sect-1	Speed	Sect-2	Speed	Sect-3	Speed	TopSpeed	laptime	pit	lap	Sect-1	Speed	Sect-2	Speed	Sect-3	Speed	Topspeed	laptime	pit
1	Pit Out	123.1	44.689	95.1	49.752			8:24.789		3	42.572	139.2	44.668	94.3	<u>49.242</u>	164.4	197.8	<u>2:16.482</u>	D
2	43.059	136.7	<u>43.229</u>	99.4	49.268	165.9	199.3	<u>2:15.556</u>	D	4	<u>42.561</u>	<u>144.4</u>	45.085	<u>101.2</u>	49.245	<u>166.7</u>	<u>201.5</u>	<u>2:16.891</u>	

23 CARAYOL CASAS-GOMEZ GOMEZ									RENAULT CLIO CUP IV										
lap	Sect-1	Speed	Sect-2	Speed	Sect-3	Speed	TopSpeed	laptime	pit	lap	Sect-1	Speed	Sect-2	Speed	Sect-3	Speed	Topspeed	laptime	pit
1	Pit Out	141.2	42.985	100.7	50.312			7:52.008		3	<u>40.585</u>	150.6	42.263	102.4	<u>47.605</u>	171.4	<u>205.3</u>	<u>2:10.453</u>	
2	42.045	142.7	42.084	103.1	48.430	168.2	<u>205.3</u>	2:12.559		4	40.845	147.9	<u>41.143</u>	<u>111.6</u>	47.840	<u>172.2</u>	<u>205.3</u>	<u>2:09.828</u>	

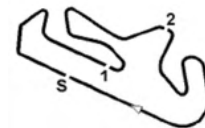
36 ALVAREZ SINDIN-SANTOS PEREZ									SEAT LEON SUPERCOPA MK2										
lap	Sect-1	Speed	Sect-2	Speed	Sect-3	Speed	TopSpeed	laptime	pit	lap	Sect-1	Speed	Sect-2	Speed	Sect-3	Speed	Topspeed	laptime	pit
1	Pit Out	124.4	47.930	97.6	50.723			8:07.329		3	40.726	143.4	<u>39.988</u>	<u>118.6</u>	<u>46.249</u>	<u>179.1</u>	213.9	<u>2:06.963</u>	
2	42.358	138.8	42.163	110.5	46.679	173.9	210.9	2:11.200		4	<u>39.397</u>	<u>167.4</u>	43.422	95.8	52.696	<u>179.1</u>	<u>215.6</u>	<u>2:15.515</u>	

40 Jose PALOMAR MAROTO									RENAULT CLIO CUP IV										
lap	Sect-1	Speed	Sect-2	Speed	Sect-3	Speed	TopSpeed	laptime	pit	lap	Sect-1	Speed	Sect-2	Speed	Sect-3	Speed	Topspeed	laptime	pit
1	Pit Out	124.1	43.018	91.1	51.401			8:20.858		3	<u>40.357</u>	<u>157.9</u>	40.611	108.7	<u>46.456</u>	<u>172.2</u>	<u>203.4</u>	<u>2:07.424</u>	
2	40.904	142.1	40.912	109.2	46.743	169.0	201.5	2:08.559		4	40.481	151.5	<u>40.326</u>	<u>114.5</u>	47.134	<u>172.2</u>	<u>203.4</u>	<u>2:07.941</u>	

66 PUITGMAL-NAOUR									RENAULT CLIO CUP IV										
lap	Sect-1	Speed	Sect-2	Speed	Sect-3	Speed	TopSpeed	laptime	pit	lap	Sect-1	Speed	Sect-2	Speed	Sect-3	Speed	Topspeed	laptime	pit
1	Pit Out	137.2	42.506	85.3	54.607			8:23.101		3	40.331	<u>163.6</u>	48.367	91.9	46.847	<u>174.8</u>	<u>210.1</u>	<u>2:15.545</u>	
2	40.488	148.4	41.241	<u>97.6</u>	46.303	172.2	206.5	2:08.032		4	<u>39.984</u>	148.4	<u>40.590</u>	96.3	<u>45.781</u>	173.9	205.7	<u>2:06.355</u>	



## Caterham Racing Weekend

Autódromo Internacional do Algarve

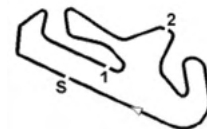
GT-CET

Laptimes - QUALIFYING 2

4 - 7 April 2024

Autodromo Internacional Algarve - 4652mtr.

Nbr	Name	Laps	lap	Lap ..1	Lap ..2	Lap ..3	Lap ..4	Lap ..5	Lap ..6	Lap ..7	Lap ..8	Lap ..9	Lap ..0
6	CANIZARES TORTOSA-MENKES	5	1 - 10	5:52.524	3:54.730	1:58.178	1:56.858	2:14.740					
40	Jose PALOMA R MAROTO	4	1 - 10	8:20.858	2:08.559	2:07.424	2:07.941						
66	PUITGMAL-NA OUR	4	1 - 10	8:23.101	2:08.032	2:15.545	2:06.355						
15	GOROSTIZA TELLERIA-CHILLIDA	4	1 - 10	7:47.854	1:58.417	1:57.588	2:59.339						
23	CARAYOL CASAS-GOMEZ GOMEZ	4	1 - 10	7:52.008	2:12.559	2:10.453	2:09.828						
10	Máximo VARELA	4	1 - 10	8:19.117	2:18.527	2:10.321	2:10.432						
9	ALBORS ALEIXANDRE-LOPEZ BA	4	1 - 10	8:37.966	2:11.379	2:09.800	2:13.951						
20	AIZPURUA SAENZ-GOMEZ GUTIE	4	1 - 10	8:24.789	2:15.556	2:16.482	2:16.891						
36	ALVAREZ SINDIN-SANTOS PEREZ	4	1 - 10	8:07.329	2:11.200	2:06.963	2:15.515						



## Caterham Racing Weekend

Autódromo Internacional do Algarve

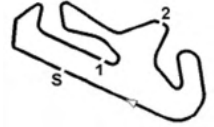
GT-CET

4 - 7 April 2024

Sector analyse - QUALIFYING 2

Autodromo Internacional Algarve - 4652mtr.

Pos	Nbr	Name / Team name	Sector 1			Sector 2			Sector 3			theoretical best	Actual best	In
			time	Lap	pos	time	Lap	pos	time	Lap	pos			
1	6	CANIZARES TORTOSA-MENKES CAMPELO	36.603	4	1	37.462	4	1	42.793	4	1	1:56.858	1:56.858	4
2	15	GOROSTIZA TELLERIA-CHILLIDA BELZUNCE	36.719	3	2	37.763	3	2	43.013	2	2	1:57.495	1:57.588	3
3	66	PUITGMAL-NAOUR	39.984	4	4	40.590	4	5	45.781	4	3	2:06.355	2:06.355	4
4	36	ALVAREZ SINDIN-SANTOS PEREZ	39.397	4	3	39.988	3	3	46.249	3	4	2:05.634	2:06.963	3
5	40	Jose PALOMAR MAROTO	40.357	3	5	40.326	4	4	46.456	3	5	2:07.139	2:07.424	3
6	9	ALBORS ALEIXANDRE-LOPEZ BALBOA	40.792	3	7	41.650	3	8	47.358	3	6	2:09.800	2:09.800	3
7	23	CARAYOL CASAS-GOMEZ GOMEZ	40.585	3	6	41.143	4	6	47.605	3	7	2:09.333	2:09.828	4
8	10	Máximo VARELA	40.861	3	8	41.467	4	7	47.833	4	8	2:10.161	2:10.321	3
9	20	AIZPURUA SAENZ-GOMEZ GUTIERREZ	42.561	4	9	43.229	2	9	49.242	3	9	2:15.032	2:16.891	4



## Caterham Racing Weekend

Autódromo Internacional do Algarve

Heat name : GT-CET - QUALIFYING 2  
 Heat Date : 06 April 2024  
 Track name : Autodromo Internacional Algarve - 4652 mtr.

---

Participants Started	: 9	Participants Classified	: 9
Participants Finished	: 9	Participants Not Classified	: 22
Participants Not Finished	: 0		

---

Green flag at	: 10:21:59	Heat recording start time	: 10:18:35
Finish flag waved at	: 10:36:08	Heat recording end time	: 10:40:09
Total time under Green	: 14:08	Total of All Laps in Heat	: 37
Number of cautions	: 0	Total time under Yellow	: 00:00:00
Number of code-60's	: 0	Total time under Code-60	: 00:00:00

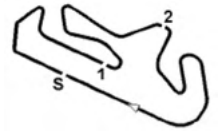
---

### Best Lap time history during the Heat

#	Nbr	lap time	in lap	Name	Car	time of day
1	15	1:58.417	2	GOROSTIZA TELLERIA-CHILLIDA E	BMW M2 CS RACING	10:32:06
2	6	1:58.178	3	CANIZARES TORTOSA-MENKES C	PEUGEOT 308 RACING CUP	10:34:02
3	15	1:57.588	3	GOROSTIZA TELLERIA-CHILLIDA E	BMW M2 CS RACING	10:34:04
4	6	1:56.858	4	CANIZARES TORTOSA-MENKES C	PEUGEOT 308 RACING CUP	10:35:59

### Summary of best laptimes per class

Nbr	Name / Team name	Car	Cls	Fastest Laptime	In	Speed
6	CANIZARES TORTOSA-MENKES C	PEUGEOT 308 RACING CUP	D1	1:56.858	4	143.34
66	PUITGMAL-NAOUR	RENAULT CLIO CUP IV	D3	2:06.355	4	132.57
10	Máximo VARELA	RENAULT CLIO CUP V	D4	2:10.321	3	128.53



## Caterham Racing Weekend

Autódromo Internacional do Algarve

GT-CET

4 - 7 April 2024

Provisional Result QUALIFYING 3

Autodromo Internacional Algarve - 4652mtr.


Pos	Nbr	Name / Entrant	Car	Cls	Plc	Fastest	In	Gap	Diff	Laps	Km/h
1	135	MARTINS-SVEPES RACAR MOTORSPORT	PORSCHE 992 GT3 CUP	GT Cup	1	1:45.159	3			3	159.29
2	120	GOMEZ-GOMEZ ARNAUD GOMEZ	VORTEX 2.0	GPX	1	1:45.720	3	0.561	0.561	3	158.44
3	140	MARREIROS-MARREIROS VELOSO MOTORSPORT	PORSCHE 992 GT3 CUP	GT Cup	2	1:46.230	5	1.071	0.510	5	157.68
4	113	VINYES DABAD-FONT CASAS BAPORO MOTORSPORT	PORSCHE 992 CUP	GT Cup	3	1:46.328	5	1.169	0.098	5	157.53
5	199	José BARROS VELOSO MOTORSPORT	PORSCHE 991.2 GT3 CUP	GT Cup	4	1:46.873	5	1.714	0.545	5	156.73
6	701	Patrick L. BAY ESCUADERIA BAIXEMPORDÁ	VORTEX 1.0	GPX	2	1:47.672	5	2.513	0.799	5	155.57
7	121	AMROUCHE-AMROUCHE LIONELAMROUCHE	VORTEX 2.0	GPX	3	1:48.556	4	3.397	0.884	4	154.30
8	415	Jeremy FALIGAND FALIGAND JEREMY	PORSCHE CUP 992	GT Cup	5	1:48.652	5	3.493	0.096	5	154.16
9	136	PEREIRA DA CRUZ-DIAS MOLEIRO RACAR MOTORSPORT	PORSCHE 992 GT3 CUP	GT Cup	6	1:49.128	4	3.969	0.476	4	153.49
10	123	SANABRIA CRESPO-BRIOSO ESCUADERIA FARAON	PORSCHE 992 CUP	GT Cup	7	1:49.846	4	4.687	0.718	4	152.49
11	166	CAETANO-POSSER VELOSO MOTORSPORT	PORSCHE 991.2 GT3 CUP	GT Cup	8	1:50.180	4	5.021	0.334	5	152.03
12	111	YEREGUI YBARRA-CARRETERO ORTEGA CD DAGO	AUDI RO	GPX	4	1:50.534	5	5.375	0.354	5	151.54
13	112	LOURINHO BRAS-GOMEZ GUILLEN ESCUADERIA FARAON	PORSCHE 992 CUP	GT Cup	9	1:50.705	4	5.546	0.171	5	151.31
14	114	Hendrik van ZOEST SKUALO COMPETICIÓN	PORSCHE 991-1 GT3 CUP	GT Cup	10	1:51.899	4	6.740	1.194	5	149.69
15	181	SCHIDLOF MAREK-GUITIERRE ZAGUI ESCUADERIA BAIXEMPORDÁ	MCLAREN ARTURA GT4	GT4	1	1:52.013	5	6.854	0.114	5	149.54
16	118	FONTES BLANCO-SILVERO CASTILLA ESCUADERIA FARAON	FERRARI 488 CH EVO	GPX	5	1:54.244	4	9.085	2.231	5	146.62
17	150	RAMOS-CARVALHO ARAUJO COMPETICAO	ASTONMARTIN VANTAGE	GT4	2	1:54.370	5	9.211	0.126	5	146.46
18	100	BRAS SILVERO-GONZALEZ GONZALEZ ESCUADERIA FARAON	PORSCHE 992 CUP	GT Cup	11	1:54.993	2	9.834	0.623	3	145.66
19	133	SANTOS AVALLE-KRISTENSEN CHEFO SPORT	LIGIER JS2R	GT4	3	1:57.540	4	12.381	2.547	5	142.51
20	191	Jean-Roch PIAT VELOSO MOTORSPORT	PORSCHE 991.1 GT3 CUP	GT Cup	12	1:58.037	4	12.878	0.497	4	141.91
21	110	Plazio Gomez-Plazio Gomez CHEFO SPORT	LIGIER JS2R	GT4	4	2:02.014	4	16.855	3.977	4	137.28
22	122	BARAMBIO PEREA-GARCIA MENENDEZ ALEJANDRO BARAMBIO PEREA	PORSCHE 992K	GT Cup	13					1	0.00

Fastest time : 1:45.159 in lap 3 by nbr. 135: MARTINS-SVEPES (PORSCHE 992 GT3 CUP)

Publication-time

Results: <https://livetiming.raceresults.ru/autodromodalgarve>

Timekeeping by :

Timekeeper  Luis Mesquita	Clerck of The Course	Steward	Steward	Steward
---	----------------------	---------	---------	---------



## Caterham Racing Weekend

Autódromo Internacional do Algarve

GT-CET

Provisional Result QUALIFYING 3

4 - 7 April 2024

Autodromo Internacional Algarve - 4652mtr.


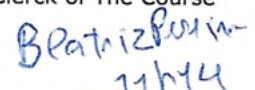



Pos	Nbr	Name / Entrant	Car	Cls	PIC	Fastest	In	Gap	Diff	Laps	Km/h
1	135	MARTINS-SVEPES RACAR MOTORSPORT	PORSCHE 992 GT3 CUP	GT Cup 1		<b>1:45.159</b>	<b>3</b>			3	159.29
2	120	GOMEZ-GOMEZ ARNAUD GOMEZ	VORTEX 2.0	GPX 1		<b>1:45.720</b>	<b>3</b>	0.561	0.561	3	158.44
3	140	MARREIROS-MARREIROS VELOSO MOTORSPORT	PORSCHE 992 GT3 CUP	GT Cup 2		<b>1:46.230</b>	<b>5</b>	1.071	0.510	5	157.68
4	113	VINYES DABAD-FONT CASAS BAPORO MOTORSPORT	PORSCHE 992 CUP	GT Cup 3		<b>1:46.328</b>	<b>5</b>	1.169	0.098	5	157.53
5	199	José BARROS VELOSO MOTORSPORT	PORSCHE 991.2 GT3 CUP	GT Cup 4		<b>1:46.873</b>	<b>5</b>	1.714	0.545	5	156.73
6	701	Patrick L. BAY ESCUADERIA BAIX EMPORDÁ	VORTEX 1.0	GPX 2		<b>1:47.672</b>	<b>5</b>	2.513	0.799	5	155.57
7	121	AMROUCHE-AMROUCHE LIONEL AMROUCHE	VORTEX 2.0	GPX 3		<b>1:48.556</b>	<b>4</b>	3.397	0.884	4	154.30
8	415	Jeremy FALIGAND FALIGAND JEREMY	PORSCHE CUP 992	GT Cup 5		<b>1:48.652</b>	<b>5</b>	3.493	0.096	5	154.16
9	136	PEREIRA DA CRUZ-DIAS MOLEIRO RACAR MOTORSPORT	PORSCHE 992 GT3 CUP	GT Cup 6		<b>1:49.128</b>	<b>4</b>	3.969	0.476	4	153.49
10	123	SANABRIA CRESPO-BRIOSO ESCUADERIA FARAON	PORSCHE 992 CUP	GT Cup 7		<b>1:49.846</b>	<b>4</b>	4.687	0.718	4	152.49
11	166	CAETANO-POSSER VELOSO MOTORSPORT	PORSCHE 991.2 GT3 CUP	GT Cup 8		<b>1:50.180</b>	<b>4</b>	5.021	0.334	5	152.03
12	111	YEREGUI YBARRA-CARRETERO ORTEGA CD DAGO	AUDI RO	GPX 4		<b>1:50.534</b>	<b>5</b>	5.375	0.354	5	151.54
13	112	LOURINHO BRAS-GOMEZ GUILLEN ESCUADERIA FARAON	PORSCHE 992 CUP	GT Cup 9		<b>1:50.705</b>	<b>4</b>	5.546	0.171	5	151.31
14	114	Hendrik van ZOEST SKUALO COMPETICIÓN	PORSCHE 991-1 GT3 CUP	GT Cup 10		<b>1:51.899</b>	<b>4</b>	6.740	1.194	5	149.69
15	181	SCHIDLOF MAREK-GUITIERREZ AGÜI ESCUADERIA BAIX EMPORDÁ	MCLAREN ARTURA GT4	GT4 1		<b>1:52.013</b>	<b>5</b>	6.854	0.114	5	149.54
16	118	FONTES BLANCO-SILVERO CASTILLA ESCUADERIA FARAON	FERRARI 488 CH EVO	GPX 5		<b>1:54.244</b>	<b>4</b>	9.085	2.231	5	146.62
17	150	RAMOS-CARVALHO ARAUJO COMPETICAO	ASTON MARTIN VANTAGE	GT4 2		<b>1:54.370</b>	<b>5</b>	9.211	0.126	5	146.46
18	100	BRAS SILVERO-GONZALEZ GONZALEZ ESCUADERIA FARAON	PORSCHE 992 CUP	GT Cup 11		<b>1:54.993</b>	<b>2</b>	9.834	0.623	3	145.66
19	133	SANTOS AVALLE-KRISTENSEN CHEFO SPORT	LIGIER JS2R	GT4 3		<b>1:57.540</b>	<b>4</b>	12.381	2.547	5	142.51
20	191	Jean-Roch PIAT VELOSO MOTORSPORT	PORSCHE 991.1 GT3 CUP	GT Cup 12		<b>1:58.037</b>	<b>4</b>	12.878	0.497	4	141.91
21	110	Plazio Gomez-Plazio Gomez CHEFO SPORT	LIGIER JS2R	GT4 4		<b>2:02.014</b>	<b>4</b>	16.855	3.977	4	137.28
22	122	BARAMBIO PEREA-GARCIA MENENDEZ ALEJANDRO BARAMBIO PEREA	PORSCHE 992K	GT Cup 13						1	0.00

Fastest time : 1:45.159 in lap 3 by nbr. 135 : MARTINS-SVEPES (PORSCHE 992 GT3 CUP)

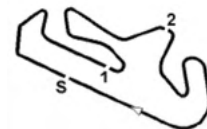
Publication-time

Results: <https://livetiming.raceresults.nu/autodromodoalgarve>

Timekeeping by :

Timekeeper  Luís Mesquita	Clerk of The Course  Beatriz Borim 11/14	Steward 	Steward 	Steward 
---	--	--	---	--





## Caterham Racing Weekend

### Autódromo Internacional do Algarve

GT-CET

4 - 7 April 2024

Laps and Sector Times - QUALIFYING 3

Autodromo Internacional Algarve - 4652mtr.

100 BRAS SILVERO-GONZALEZ GONZALEZ										PORSCHE 992 CUP										
lap	Sect-1	Speed	Sect-2	Speed	Sect-3	Speed	TopSpeed	laptime	pit	lap	Sect-1	Speed	Sect-2	Speed	Sect-3	Speed	Topspeed	laptime	pit	
1	Pit Out	130.1	40.870	99.4	<u>42.753</u>			2:03.117		3	<u>17:31.440</u>	105.5	<u>50.315</u>	87.0	Pit In	<u>219.5</u>	<u>262.8</u>	19:22.684		
2		35.074	177.9	34.441	<u>117.9</u>	45.478	216.9	257.8	<u>1:54.993</u>	4										

110 Plazio Gomez-Plazio Gomez										LIGIER JS2R										
lap	Sect-1	Speed	Sect-2	Speed	Sect-3	Speed	TopSpeed	laptime	pit	lap	Sect-1	Speed	Sect-2	Speed	Sect-3	Speed	Topspeed	laptime	pit	
1	Pit Out	123.6	45.329	93.3	49.721			2:19.782		3	15:57.400		<u>39.177</u>	<u>112.0</u>	46.357	190.5	233.8	17:22.934		
2		40.538	<u>152.1</u>	40.456	82.8	45.782	186.5	224.1	2:06.776	4	<u>38.721</u>		39.227	106.4	<u>44.066</u>	190.5	224.5	<u>2:02.014</u>		

111 YEREGUI YBARRA-CARRETERO ORTEGA										AUDI RO										
lap	Sect-1	Speed	Sect-2	Speed	Sect-3	Speed	TopSpeed	laptime	pit	lap	Sect-1	Speed	Sect-2	Speed	Sect-3	Speed	Topspeed	laptime	pit	
1	Pit Out	161.9	42.160	107.0	48.396			2:11.501		4	34.267		36.414	111.9	41.810	216.9	271.4	1:52.491		
2		38.464	185.6	36.505	108.4	41.476	180.0	210.5	1:56.445	5	34.002		<u>35.444</u>	114.9	<u>41.088</u>	<u>220.9</u>	273.4	<u>1:50.534</u>		
3	<u>16:31.644</u>	0.1	36.824	<u>118.0</u>	43.166	<u>220.9</u>	273.4	17:51.634		6										

112 LOURINHO BRAS-GOMEZ GUILEN										PORSCHE 992 CUP										
lap	Sect-1	Speed	Sect-2	Speed	Sect-3	Speed	TopSpeed	laptime	pit	lap	Sect-1	Speed	Sect-2	Speed	Sect-3	Speed	Topspeed	laptime	pit	
1	Pit Out	151.0	41.976	98.6	46.063			2:08.032		4	<u>35.252</u>	186.2	<u>34.841</u>	<u>122.0</u>	<u>40.612</u>	211.8	257.8	<u>1:50.705</u>		
2		39.457	176.5	40.299	98.1	44.668	194.6	229.3	2:04.424	5	47.150	85.0	47.104	101.6	Pit In	<u>216.9</u>	<u>262.1</u>	2:32.802		
3	<u>16:12.268</u>	154.5	37.039	106.4	42.184	214.3	258.4	17:31.491		6										

113 VINYES DABAD-FONT CASAS										PORSCHE 992 CUP										
lap	Sect-1	Speed	Sect-2	Speed	Sect-3	Speed	TopSpeed	laptime	pit	lap	Sect-1	Speed	Sect-2	Speed	Sect-3	Speed	Topspeed	laptime	pit	
1	Pit Out	161.7	39.988	91.1	44.690			2:05.187		4	33.627	<u>201.9</u>	33.681	121.3	39.881	216.9	257.8	1:47.189		
2		34.487	183.1	34.409	130.1	39.650	214.3	254.7	1:48.546	5	<u>33.271</u>	196.7	<u>33.542</u>	126.3	39.515	<u>219.5</u>	<u>259.6</u>	<u>1:46.328</u>		
3	<u>16:30.844</u>	192.5	34.017	129.7	<u>39.496</u>	216.9	259.0	17:44.357		6										

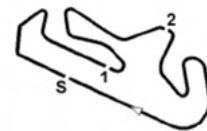
114 Hendrik van ZOEST										PORSCHE 991-1 GT3 CUP										
lap	Sect-1	Speed	Sect-2	Speed	Sect-3	Speed	TopSpeed	laptime	pit	lap	Sect-1	Speed	Sect-2	Speed	Sect-3	Speed	Topspeed	laptime	pit	
1	Pit Out	148.6	43.068	105.7	47.272			2:11.037		4	<u>34.620</u>	191.8	<u>35.405</u>	110.9	<u>41.874</u>	<u>211.8</u>	<u>260.9</u>	<u>1:51.899</u>		
2		36.398	134.5	37.528	<u>117.8</u>	44.453	209.3	258.4	1:58.379	5	35.528	193.5	35.812	99.4	42.055	208.1	257.8	1:53.395		
3	<u>16:20.716</u>	183.1	36.096	110.8	41.927	206.9	256.5	17:38.739		6										

118 FONTES BLANCO-SILVERO CASTILLA										FERRARI 488 CH EVO										
lap	Sect-1	Speed	Sect-2	Speed	Sect-3	Speed	TopSpeed	laptime	pit	lap	Sect-1	Speed	Sect-2	Speed	Sect-3	Speed	Topspeed	laptime	pit	
1	Pit Out		43.191	95.1	47.265			2:11.501		4	35.244		<u>36.212</u>	101.4	<u>42.788</u>	210.5	<u>263.4</u>	<u>1:54.244</u>		
2		36.626	38.969	102.5	44.554	209.3	261.5	2:00.149		5	<u>35.226</u>		36.746	101.7	42.934	211.8	<u>263.4</u>	1:54.906		
3	<u>16:08.875</u>		40.312	<u>106.8</u>	47.143	209.3	262.1	17:36.330		6										

120 GOMEZ-GOMEZ										VORTEX 2.0										
lap	Sect-1	Speed	Sect-2	Speed	Sect-3	Speed	TopSpeed	laptime	pit	lap	Sect-1	Speed	Sect-2	Speed	Sect-3	Speed	Topspeed	laptime	pit	
1	Pit Out		35.189	113.3	40.462			1:49.948		3	<u>33.079</u>	<u>207.7</u>	33.967	117.1	<u>38.674</u>	216.9	<u>255.9</u>	<u>1:45.720</u>		
2		33.507	<u>33.959</u>	<u>119.7</u>	39.269	216.9	254.7	1:46.735		4										

121 AMROUCHE - AMROUCHE										VORTEX 2.0										
lap	Sect-1	Speed	Sect-2	Speed	Sect-3	Speed	TopSpeed	laptime	pit	lap	Sect-1	Speed	Sect-2	Speed	Sect-3	Speed	Topspeed	laptime	pit	
1	Pit Out		36.031	109.9	41.050			1:54.702		3	17:46.954		<u>35.561</u>	111.5	40.373	215.6	254.7	19:02.888		
2		34.783	34.965	<u>126.8</u>	40.398	213.0	252.3	1:50.146		4	<u>33.903</u>		34.749	118.3	<u>39.904</u>	218.2	260.2	<u>1:48.556</u>		

122 BARAMBIO PEREA-GARCIA MENENDEZ										PORSCHE 992K										
lap	Sect-1	Speed	Sect-2	Speed	Sect-3	Speed	TopSpeed	laptime	pit	lap	Sect-1	Speed	Sect-2	Speed	Sect-3	Speed	Topspeed	laptime	pit	
1	Pit Out	150.6	41.280	96.3	<u>46.167</u>			2:08.093		2										



## Caterham Racing Weekend

### Autódromo Internacional do Algarve

GT-CET

4 - 7 April 2024

Laps and Sector Times - QUALIFYING 3

Autodromo Internacional Algarve - 4652mtr.

123 SANABRIA CRESPO-BRIOSO										PORSCHE 992 CUP									
lap	Sect-1	Speed	Sect-2	Speed	Sect-3	Speed	TopSpeed	laptime	pit	lap	Sect-1	Speed	Sect-2	Speed	Sect-3	Speed	Topspeed	laptime	pit
1	Pit Out	139.7	39.388	96.6	42.618			1:59.257		3	<u>17:09.597</u>	135.0	<u>38.524</u>	108.4	42.217	213.0	259.0	18:30.338	
2		34.839	182.4	34.628	<u>121.6</u>	41.402	213.0	260.2	1:50.869	4		34.761	177.6	34.644	110.5	<u>40.441</u>	216.9	<u>260.9</u>	1:49.846

133 SANTOS AVALLE-KRISTENSEN										LIGIER JS2R									
lap	Sect-1	Speed	Sect-2	Speed	Sect-3	Speed	TopSpeed	laptime	pit	lap	Sect-1	Speed	Sect-2	Speed	Sect-3	Speed	Topspeed	laptime	pit
1	Pit Out	121.8	43.547	89.0	47.616			2:16.417		4	<u>36.968</u>		<u>37.276</u>	<u>104.8</u>	43.296	191.5	234.3	<u>1:57.540</u>	
2		42.082	120.1	39.870	95.9	47.373	184.6	226.4	2:09.325	5		37.258		37.481	97.3	<u>42.903</u>	<u>196.7</u>	<u>238.4</u>	1:57.642
3	16:05.935			38.541	99.6	45.113	195.7	236.8	17:29.589	6									

135 MARTINS-SVEPES										PORSCHE 992 GT3 CUP									
lap	Sect-1	Speed	Sect-2	Speed	Sect-3	Speed	TopSpeed	laptime	pit	lap	Sect-1	Speed	Sect-2	Speed	Sect-3	Speed	Topspeed	laptime	pit
1	Pit Out	142.7	43.387	96.9	45.421			2:11.474		3	<u>33.260</u>	<u>200.0</u>	<u>33.349</u>	104.1	<u>38.550</u>	219.5	<u>262.8</u>	1:45.159	
2	18:09.927	162.9		38.845	103.8	41.829	186.5	201.5	19:30.601	4									

136 PEREIRA DA CRUZ-DIAS MOLEIRO										PORSCHE 992 GT3 CUP									
lap	Sect-1	Speed	Sect-2	Speed	Sect-3	Speed	TopSpeed	laptime	pit	lap	Sect-1	Speed	Sect-2	Speed	Sect-3	Speed	Topspeed	laptime	pit
1	Pit Out	115.3	44.280	73.2	46.060			2:14.659		3	16:48.620	167.4	38.699	98.7	42.288	216.9	262.1	18:09.607	
2		39.886	133.5	38.606	98.3	41.995	167.4	185.9	2:00.487	4		<u>33.973</u>	<u>182.1</u>	<u>35.152</u>	98.0	<u>40.003</u>	210.5	255.3	1:49.128

140 MARREIROS-MARREIROS										PORSCHE 992 GT3 CUP									
lap	Sect-1	Speed	Sect-2	Speed	Sect-3	Speed	TopSpeed	laptime	pit	lap	Sect-1	Speed	Sect-2	Speed	Sect-3	Speed	Topspeed	laptime	pit
1	Pit Out	107.6	43.371	100.9	46.256			2:11.187		4		33.463	<u>196.0</u>	33.812	110.9	39.514	213.0	257.8	1:46.789
2		35.815	182.7	42.169	83.5	45.460	203.4	251.2	2:03.444	5		<u>33.360</u>	191.2	<u>33.601</u>	<u>119.3</u>	<u>39.269</u>	<u>216.9</u>	<u>261.5</u>	1:46.230
3	16:10.590	184.0		34.761	113.0	40.005	213.0	258.4	17:25.356	6									

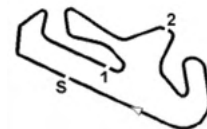
150 RAMOS-CARVALHO										ASTON MARTIN VANTAGE									
lap	Sect-1	Speed	Sect-2	Speed	Sect-3	Speed	TopSpeed	laptime	pit	lap	Sect-1	Speed	Sect-2	Speed	Sect-3	Speed	Topspeed	laptime	pit
1	Pit Out	118.3	46.521	102.7	49.754			2:21.343		4		36.513		36.807	114.9	41.766	195.7	240.0	1:55.086
2		44.795	127.5	39.796	102.5	45.122	170.6	186.5	2:09.713	5		<u>36.376</u>		<u>36.276</u>	117.3	<u>41.718</u>	<u>202.2</u>	243.2	1:54.370
3	16:12.084			39.121	<u>118.8</u>	43.034	197.8	240.5	17:34.239	6									

166 CAETANO-POSSER										PORSCHE 991.2 GT3 CUP									
lap	Sect-1	Speed	Sect-2	Speed	Sect-3	Speed	TopSpeed	laptime	pit	lap	Sect-1	Speed	Sect-2	Speed	Sect-3	Speed	Topspeed	laptime	pit
1	Pit Out	131.4	39.629	100.6	43.970			2:03.651		4		34.301		34.930	<u>106.3</u>	40.949	218.2	264.7	1:50.180
2		37.520	156.5	39.324	101.1	40.925	215.6	262.1	1:57.769	5		<u>34.101</u>	<u>184.9</u>	<u>34.822</u>	99.3	41.370	<u>219.5</u>	<u>266.7</u>	1:50.293
3	16:31.636	0.1		35.462	104.2	<u>40.736</u>	215.6	263.4	17:47.834	6									

181 SCHIDLOF MAREK-GUITIERREZ AGÜI										MCLAREN ARTURA GT4									
lap	Sect-1	Speed	Sect-2	Speed	Sect-3	Speed	TopSpeed	laptime	pit	lap	Sect-1	Speed	Sect-2	Speed	Sect-3	Speed	Topspeed	laptime	pit
1	Pit Out			44.907		46.126		2:16.575		4		35.256		35.804		<u>41.360</u>	203.4	242.2	1:52.420
2		36.312		36.182		41.854	198.9	234.8	1:54.348	5		<u>34.873</u>		<u>35.719</u>		41.421	<u>205.7</u>	<u>243.8</u>	1:52.013
3	16:18.090			36.036		41.756	203.4	241.1	17:35.882	6									

191 Jean-Roch PIAT										PORSCHE 991.1 GT3 CUP									
lap	Sect-1	Speed	Sect-2	Speed	Sect-3	Speed	TopSpeed	laptime	pit	lap	Sect-1	Speed	Sect-2	Speed	Sect-3	Speed	Topspeed	laptime	pit
1	Pit Out	139.4	42.374	88.9	45.725			2:11.176		3	16:24.028	<u>184.3</u>	1:21.208	<u>96.7</u>	44.288	209.3	256.5	18:29.524	
2		42.478	145.2	<u>38.014</u>	96.0	<u>42.424</u>	205.7	254.1	2:02.916	4		<u>35.739</u>	158.4	39.281	95.7	43.017	209.3	<u>257.8</u>	1:58.037

199 José BARROS										PORSCHE 991.2 GT3 CUP									
lap	Sect-1	Speed	Sect-2	Speed	Sect-3	Speed	TopSpeed	laptime	pit	lap	Sect-1	Speed	Sect-2	Speed	Sect-3	Speed	Topspeed	laptime	pit
1	Pit Out			39.849	121.9	43.510		2:03.252		4		34.207		33.628	134.2	39.610	219.5	<u>267.3</u>	1:47.445
2		34.921		33.475	130.6	39.630	215.6	262.1	1:48.026	5		33.506		33.510	123.9	39.857	<u>220.9</u>	<u>267.3</u>	1:46.873



## Caterham Racing Weekend

### Autódromo Internacional do Algarve

GT-CET

4 - 7 April 2024

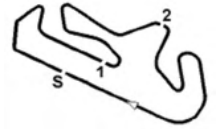
Laps and Sector Times - QUALIFYING 3

Autodromo Internacional Algarve - 4652mtr.

3	16:41.228	33.791	129.0	39.483	219.5	266.0	17:54.502	6				
---	-----------	--------	-------	--------	-------	-------	-----------	---	--	--	--	--

415 Jeremy FALIGAND										PORSCHE CUP 992									
lap	Sect-1	Speed	Sect-2	Speed	Sect-3	Speed	TopSpeed	laptime	pit	lap	Sect-1	Speed	Sect-2	Speed	Sect-3	Speed	Topspeed	laptime	pit
1	Pit Out	108.5	47.931	105.7	55.886			2:31.630		4	<u>34.004</u>	<u>201.1</u>	34.626	<u>126.2</u>	40.292	215.6	262.1	1:48.922	
2	47.269	139.5	41.014	96.3	46.378	115.4	126.8	2:14.661		5	34.047	196.7	<u>34.556</u>	114.2	<u>40.049</u>	218.2	<u>263.4</u>	<u>1:48.652</u>	
3	16:08.275	177.0	36.273	117.1	40.974	211.8	204.5	17:25.522		6									

701 Patrick L. BAY										VORTEX 1.0									
lap	Sect-1	Speed	Sect-2	Speed	Sect-3	Speed	TopSpeed	laptime	pit	lap	Sect-1	Speed	Sect-2	Speed	Sect-3	Speed	Topspeed	laptime	pit
1	Pit Out	151.7	44.879	75.2	45.591			2:07.772		4	34.658	<u>194.2</u>	34.431	115.0	41.008	203.4	242.7	1:50.097	
2	52.179	103.3	40.292	120.8	44.348	203.4	236.8	2:16.819		5	<u>33.942</u>	192.5	<u>34.041</u>	<u>130.4</u>	<u>39.689</u>	206.9	<u>246.6</u>	<u>1:47.672</u>	
3	15:46.827	175.6	36.560	112.1	42.687	204.5	241.6	17:06.074		6									



## Caterham Racing Weekend

Autódromo Internacional do Algarve

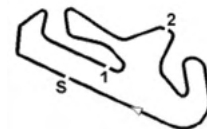
GT-CET

Laptimes - QUALIFYING 3

4 - 7 April 2024

Autodromo Internacional Algarve - 4652mtr.

Nbr	Name	Laps	lap	Lap ..1	Lap ..2	Lap ..3	Lap ..4	Lap ..5	Lap ..6	Lap ..7	Lap ..8	Lap ..9	Lap ..0
113	VINYES DABAD-FONT CASAS	5	1 - 10	2:05.187	1:48.546	17:44.357	1:47.189	1:46.328					
140	MA RREIROS- MA RREIROS	5	1 - 10	2:11.187	2:03.444	17:25.356	1:46.789	1:46.230					
199	José BARROS	5	1 - 10	2:03.252	1:48.026	17:54.502	1:47.445	1:46.873					
181	SCHIDLOF MAREK-GUITIERREZ A	5	1 - 10	2:16.575	1:54.348	17:35.882	1:52.420	1:52.013					
166	CAETANO-POSSER	5	1 - 10	2:03.651	1:57.769	17:47.834	1:50.180	1:50.293					
415	Jeremy FALIGAND	5	1 - 10	2:31.630	2:14.661	17:25.522	1:48.922	1:48.652					
701	Patrick L. BAY	5	1 - 10	2:07.772	2:16.819	17:06.074	1:50.097	1:47.672					
111	YEREGUI YBARRA-CARRETERO	5	1 - 10	2:11.501	1:56.445	17:51.634	1:52.491	1:50.534					
114	Hendrik van ZOEST	5	1 - 10	2:11.037	1:58.379	17:38.739	1:51.899	1:53.395					
133	SANTOS AVALLE-KRISTENSEN	5	1 - 10	2:16.417	2:09.325	17:29.589	1:57.540	1:57.642					
118	FONTES BLANCO-SILVERO CAST	5	1 - 10	2:11.501	2:00.149	17:36.330	1:54.244	1:54.906					
150	RAMOS-CARVALHO	5	1 - 10	2:21.343	2:09.713	17:34.239	1:55.086	1:54.370					
112	LOURINHO BRAS-GOMEZ GUILLE	5	1 - 10	2:08.032	2:04.424	17:31.491	1:50.705	2:32.802					
110	Plazio Gomez-Plazio Gomez	4	1 - 10	2:19.782	2:06.776	17:22.934	2:02.014						
123	SANABRIA CRESPO-BRIOSO	4	1 - 10	1:59.257	1:50.869	18:30.338	1:49.846						
121	AMROUCHE- AMROUCHE	4	1 - 10	1:54.702	1:50.146	19:02.888	1:48.556						
136	PEREIRA DA CRUZ-DIAS MOLEIR	4	1 - 10	2:14.659	2:00.487	18:09.607	1:49.128						
191	Jean-Roch PIAT	4	1 - 10	2:11.176	2:02.916	18:29.524	1:58.037						
120	GOMEZ- GOMEZ	3	1 - 10	1:49.948	1:46.735	1:45.720							
100	BRAS SILVERO-GONZALEZ GONZ	3	1 - 10	2:03.117	1:54.993	19:22.684							
135	MARTINS-SVEPES	3	1 - 10	2:11.474	19:30.601	1:45.159							
122	BARAMBIO PEREA-GARCIA MENE	1	1 - 10	2:08.093									



## Caterham Racing Weekend

### Autódromo Internacional do Algarve

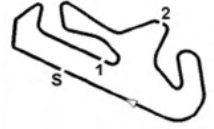
GT-CET

4 - 7 April 2024

Sector analyse - QUALIFYING 3

Autodromo Internacional Algarve - 4652mtr.

Pos	Nbr	Name / Team name	Sector 1			Sector 2			Sector 3			theoretical best	Actual best	In
			time	Lap	pos	time	Lap	pos	time	Lap	pos			
1	135	MARTINS-SVEPES	33.260	3	2	33.349	3	1	38.550	3	1	1:45.159	1:45.159	3
2	120	GOMEZ-GOMEZ	33.079	3	1	33.959	2	6	38.674	3	2	1:45.712	1:45.720	3
3	140	MARREIROS-MARREIROS	33.360	5	5	33.601	5	4	39.269	5	3	1:46.230	1:46.230	5
4	113	VINYES DABAD-FONT CASAS	33.271	5	3	33.542	5	3	39.496	3	5	1:46.309	1:46.328	5
5	199	José BARROS	33.343	3	4	33.471	3	2	39.483	3	4	1:46.297	1:46.873	5
6	701	Patrick L. BAY	33.942	5	8	34.041	5	7	39.689	5	6	1:47.672	1:47.672	5
7	121	AMROUCHE-AMROUCHE	33.903	4	7	34.398	3	9	39.904	4	7	1:48.205	1:48.556	4
8	415	Jeremy FALIGAND	34.004	4	12	34.556	5	10	40.049	5	9	1:48.609	1:48.652	5
9	136	PEREIRA DA CRUZ-DIA S MOLEIRO	33.973	4	11	35.152	4	13	40.003	4	8	1:49.128	1:49.128	4
10	123	SANABRIA CRESPO-BRIOSO	33.944	3	10	34.337	3	8	40.441	4	10	1:48.722	1:49.846	4
11	166	CAETANO-POSSER	34.101	5	13	34.822	5	11	40.736	3	12	1:49.659	1:50.180	4
12	111	YEREGUI YBARRA-CARRETERO ORTEGA	33.943	3	9	35.444	5	15	41.088	5	13	1:50.475	1:50.534	5
13	112	LOURINHO BRAS-GOMEZ GUILLEN	35.252	4	17	34.841	4	12	40.612	4	11	1:50.705	1:50.705	4
14	114	Hendrik van ZO EST	34.620	4	14	35.405	4	14	41.874	4	16	1:51.899	1:51.899	4
15	181	SCHIDLOF MAREK-GUITIERRE ZAGUI	34.873	5	15	35.719	5	16	41.360	4	14	1:51.952	1:52.013	5
16	118	FONTES BLANCO-SILVERO CASTILLA	35.226	5	16	36.212	4	17	42.788	4	19	1:54.226	1:54.244	4
17	150	RAMOS-CARVALHO	36.376	5	19	36.276	5	18	41.718	5	15	1:54.370	1:54.370	5
18	100	BRAS SILVERO-GONZALEZ GONZALEZ	33.617	3	6	33.819	3	5	42.753	1	18	1:50.189	1:54.993	2
19	133	SANTOS AVALLE-KRISTENSEN	36.968	4	20	37.276	4	19	42.903	5	20	1:57.147	1:57.540	4
20	191	Jean-Roch PIAT	35.739	4	18	38.014	2	20	42.424	2	17	1:56.177	1:58.037	4
21	110	Plazio Gomez-Plazio Gomez	38.721	4	22	39.177	3	22	44.066	4	21	2:01.964	2:02.014	4
22	122	BARAMBIO PEREA-GARCIA MENENDEZ	37.609	2	21	38.239	2	21	46.167	1	22	2:02.015		



## Caterham Racing Weekend

Autódromo Internacional do Algarve

Heat name : GT-CET - QUALIFYING 3  
Heat Date : 06 April 2024  
Track name : Autodromo Internacional Algarve - 4652 mtr.

---

Participants Started	: 22	Participants Classified	: 22
Participants Finished	: 19	Participants Not Classified	: 9
Participants Not Finished	: 3		

---

Green flag at	: 10:43:00	Heat recording start time	: 10:41:59
Finish flag waved at	: 11:07:30	Heat recording end time	: 11:10:24
Total time under Green	: 24:30	Total of All Laps in Heat	: 95
Number of cautions	: 0	Total time under Yellow	: 00:00:00
Number of code-60's	: 0	Total time under Code-60	: 00:00:00

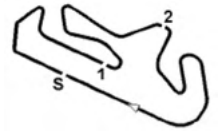
---

### Best Lap time history during the Heat

#	Nbr	lap time	in lap	Name	Car	time of day
1	120	1:46.735	2	GOMEZ-GOMEZ	VORTEX 2.0	10:46:40
2	120	1:45.720	3	GOMEZ-GOMEZ	VORTEX 2.0	10:48:26
3	135	1:45.159	3	MARTINS-SVEPES	PORSCHE 992 GT3 CUP	11:07:55

### Summary of best laptimes per class

Nbr	Name / Team name	Car	Cls	Fastest Laptime	In	Speed
120	GOMEZ-GOMEZ	VORTEX 2.0	GPX	1:45.720	3	158.44
135	MARTINS-SVEPES	PORSCHE 992 GT3 CUP	GT Cup	1:45.159	3	159.29
181	SCHIDLOF MAREK-GUITIERREZ AI MCLAREN ARTURA	GT4	GT4	1:52.013	5	149.54



## Caterham Racing Weekend

Autódromo Internacional do Algarve

GT-CET

4 - 7 April 2024

Result QUALIFYING 4

Autodromo Internacional Algarve - 4652mtr.


Pos	Nbr	Name / Entrant	Car	Cls	Plc	Fastest	In	Gap	Diff	Laps	Km/h
1	6	CANIZARES TORTOSA-MENKESCAMPEL RX PRO RACING	PEUGEOT 308 RACING CUP	D1	1	1:58.061	3			5	141.88
2	15	GOROSTIZA TELLERIA-CHILLIDA BELZU LURAUTO K.K.	BMW M2 CS RACING	D1	2	2:00.434	5	2.373	2.373	5	139.08
3	36	ALVAREZ SINDIN-SANTOS PEREZ UCAV RACING	SEAT LEON SUPERCOPA MK2	D1	3	2:06.093	4	8.032	5.659	4	132.84
4	40	Jose PALOMAR MAROTO MOTORCLUB SABADELL	RENAULT CLIO CUP IV	D3	1	2:06.187	5	8.126	0.094	5	132.74
5	23	CARAYOL CASAS-GOMEZ GOMEZ RX PRO RACING	RENAULT CLIO CUP IV	D3	2	2:06.212	5	8.151	0.025	5	132.72
6	9	ALBORS ALEXANDRE-LOPEZ BALBOA BALBORMOTORSPORT C.A.	RENAULT CLIO CUP IV	D3	3	2:06.372	4	8.311	0.160	5	132.55
7	66	PUITGMAL-NAOUR MOTORCLUB SABADELL	RENAULT CLIO CUP IV	D3	4	2:07.663	5	9.602	1.291	5	131.21
8	20	AIZPURUA SAENZ-GOMEZ GUTIERREZ CHEFO SPORT	RENAULT CLIO CUP V	D4	1	2:11.222	5	13.161	3.559	5	127.65
9	10	Máximo VARELA CHEFO SPORT	RENAULT CLIO CUP V	D4	2	2:15.361	2	17.300	4.139	4	123.75

Fastest time : 1:58.061 in lap 3 by nbr. 6: CANIZARES TORTOSA-MENKES CAMPELO (PEUGEOT 308 RACING CUP)

Publication-time

Results: <https://livetiming.raceresults.nu/autodromodoalgarve>

Timekeeping by :

Timekeeper  Luis Mesquita	Clerck of The Course	Steward	Steward	Steward
---	----------------------	---------	---------	---------



## Caterham Racing Weekend

Autódromo Internacional do Algarve

GT-CET

Result QUALIFYING 4

4 - 7 April 2024

Autodromo Internacional Algarve - 4652mtr.






Pos	Nbr	Name / Entrant	Car	Cls	PIC	Fastest	In	Gap	Diff	Laps	Km/h
1	6	CANIZARES TORTOSA-MENKES RX PRO RACING	CAMPEI PEUGEOT 308 RACING CUP	D1	1	<b>1:58.061</b>	<b>3</b>			5	141.88
2	15	GOROSTIZA TELLERIA-CHILLIDA LURAUTO K.K.	BELZL BMW M2 CS RACING	D1	2	<b>2:00.434</b>	<b>5</b>	2.373	2.373	5	139.08
3	36	ALVAREZ SINDIN-SANTOS PEREZ UCAV RACING	SEAT LEON SUPERCOPA MK2	D1	3	<b>2:06.093</b>	<b>4</b>	8.032	5.659	4	132.84
4	40	Jose PALOMAR MAROTO MOTOR CLUB SABADELL	RENAULT CLIO CUP IV	D3	1	<b>2:06.187</b>	<b>5</b>	8.126	0.094	5	132.74
5	23	CARAYOL CASAS-GOMEZ GOMEZ RX PRO RACING	RENAULT CLIO CUP IV	D3	2	<b>2:06.212</b>	<b>5</b>	8.151	0.025	5	132.72
6	9	ALBORS ALEIXANDRE-LOPEZ BALBOA BALBOR MOTORSPORT C.A.	RENAULT CLIO CUP IV	D3	3	<b>2:06.372</b>	<b>4</b>	8.311	0.160	5	132.55
7	66	PUITGMAL-NAOUR MOTOR CLUB SABADELL	RENAULT CLIO CUP IV	D3	4	<b>2:07.663</b>	<b>5</b>	9.602	1.291	5	131.21
8	20	AIZPURUA SAENZ-GOMEZ GUTIERREZ CHEFO SPORT	RENAULT CLIO CUP V	D4	1	<b>2:11.222</b>	<b>5</b>	13.161	3.559	5	127.65
9	10	Máximo VARELA CHEFO SPORT	RENAULT CLIO CUP V	D4	2	<b>2:15.361</b>	<b>2</b>	17.300	4.139	4	123.75

Fastest time : 1:58.061 in lap 3 by nbr. 6 : CANIZARES TORTOSA-MENKES CAMPELO (PEUGEOT 308 RACING CUP)

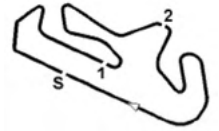
Publication-time

Results: <https://livetiming.raceresults.nu/autodromodoalgarve>

Timekeeping by :

Timekeeper  Luís Mesquita	Clerck of The Course 11:33 	Steward 	Steward 	Steward 
Page 1 of 1	Results remain provisional pending technical examination and decisions from the stewards of the meeting			





## Caterham Racing Weekend

### Autódromo Internacional do Algarve

GT-CET

4 - 7 April 2024

Laps and Sector Times - QUALIFYING 4

Autodromo Internacional Algarve - 4652mtr.

6 CANI ZARES TORTOSA-MENKES CAMPELO									PEUGEOT 308 RACING CUP										
lap	Sect-1	Speed	Sect-2	Speed	Sect-3	Speed	TopSpeed	laptime	pit	lap	Sect-1	Speed	Sect-2	Speed	Sect-3	Speed	Topspeed	laptime	pit
1	Pit Out	<u>147.1</u>	37.963	96.5	43.296			1:57.266		4	37.312		37.716	102.8	43.294	<u>192.5</u>	228.3	1:58.322	
2	37.596	146.1	37.733	102.4	<u>42.976</u>	189.5	226.9	1:58.305		5	<u>37.062</u>		37.767	<u>111.7</u>	43.268	191.5	227.8	1:58.097	
3	37.273		<u>37.527</u>	106.4	43.261	191.5	227.8	<u>1:58.061</u>		6									

9 ALBORS ALEIXANDRE-LOPEZ BALBOA									RENAULT CLIO CUP IV										
lap	Sect-1	Speed	Sect-2	Speed	Sect-3	Speed	TopSpeed	laptime	pit	lap	Sect-1	Speed	Sect-2	Speed	Sect-3	Speed	Topspeed	laptime	pit
1	Pit Out		42.625	107.9	47.157			2:10.622		4	<u>39.908</u>		40.464	108.0	<u>46.000</u>	173.9	206.1	<u>2:06.372</u>	
2	40.106		<u>40.434</u>	<u>110.8</u>	46.692	173.9	205.7	2:07.232		5	40.053		40.598	102.7	46.071	<u>175.6</u>	<u>207.3</u>	2:06.722	
3	39.959		40.528	101.7	46.254	173.9	206.1	2:06.741		6									

10 Máximo VARELA									RENAULT CLIO CUP V										
lap	Sect-1	Speed	Sect-2	Speed	Sect-3	Speed	TopSpeed	laptime	pit	lap	Sect-1	Speed	Sect-2	Speed	Sect-3	Speed	Topspeed	laptime	pit
1	Pit Out	123.6	46.803	88.7	49.614			2:18.053		3	41.731	<u>148.1</u>	<u>41.256</u>	<u>112.1</u>	1:01.232	169.8	204.2	2:24.219	
2	44.094		43.029	95.5	48.238	<u>171.4</u>	<u>206.1</u>	<u>2:15.361</u>		4	58.847		42.818	94.6	<u>48.134</u>	169.0	202.2	2:29.799	

15 GOROSTI ZA TELLERIA-CHILLIDA BELZUNCE									BMW M2 CS RACING										
lap	Sect-1	Speed	Sect-2	Speed	Sect-3	Speed	TopSpeed	laptime	pit	lap	Sect-1	Speed	Sect-2	Speed	Sect-3	Speed	Topspeed	laptime	pit
1	Pit Out		44.569	102.9	50.841			2:18.220		4	37.943		39.200	101.4	45.468	<u>197.8</u>	239.5	2:02.611	
2	38.910		44.346	90.0	48.530	193.5	238.9	2:11.786		5	<u>37.650</u>		<u>38.026</u>	<u>118.7</u>	<u>44.758</u>	<u>197.8</u>	<u>243.8</u>	<u>2:00.434</u>	
3	37.765		39.460	109.1	44.784	196.7	240.0	2:02.009		6									

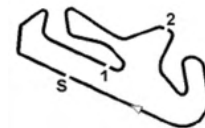
20 AIZPURUA SAENZ-GOMEZ GUTIERREZ									RENAULT CLIO CUP V										
lap	Sect-1	Speed	Sect-2	Speed	Sect-3	Speed	TopSpeed	laptime	pit	lap	Sect-1	Speed	Sect-2	Speed	Sect-3	Speed	Topspeed	laptime	pit
1	Pit Out	127.4	43.792	91.4	49.172			2:14.052		4	41.569	147.9	<u>42.028</u>	95.7	48.330	169.8	202.6	2:11.927	
2	42.162	<u>149.2</u>	42.557	<u>100.4</u>	48.251	169.0	201.5	2:12.970		5	<u>41.416</u>	144.6	42.132	94.1	47.674	<u>173.1</u>	<u>207.3</u>	<u>2:11.222</u>	
3	41.448	142.9	42.661	94.4	<u>47.659</u>	171.4	206.9	2:11.768		6									

23 CARAYOL CASAS-GOMEZ GOMEZ									RENAULT CLIO CUP IV										
lap	Sect-1	Speed	Sect-2	Speed	Sect-3	Speed	TopSpeed	laptime	pit	lap	Sect-1	Speed	Sect-2	Speed	Sect-3	Speed	Topspeed	laptime	pit
1	Pit Out		45.589	91.8	49.474			2:16.667		4	39.896		<u>40.491</u>	<u>97.8</u>	46.157	173.9	206.9	2:06.544	
2	40.356		41.247	96.3	46.563	173.1	206.9	2:08.166		5	<u>39.683</u>		40.835	88.7	<u>45.694</u>	<u>174.8</u>	207.3	<u>2:06.212</u>	
3	40.276		40.695	94.4	45.865	173.9	206.5	2:06.836		6									

36 ALVAREZ SINDIN-SANTOS PEREZ									SEAT LEON SUPERCOPA MK2										
lap	Sect-1	Speed	Sect-2	Speed	Sect-3	Speed	TopSpeed	laptime	pit	lap	Sect-1	Speed	Sect-2	Speed	Sect-3	Speed	Topspeed	laptime	pit
1	Pit Out	114.4	46.199	92.3	51.820			2:22.050		3	40.760	142.7	41.025	<u>99.1</u>	46.128	174.8	210.9	2:07.913	
2	42.491	131.4	42.334	95.6	47.144	167.4	192.5	2:11.969		4	<u>39.881</u>	<u>142.9</u>	<u>40.391</u>	98.5	<u>45.821</u>	177.3	<u>213.9</u>	<u>2:06.093</u>	

40 Jose PALOMAR MAROTO									RENAULT CLIO CUP IV										
lap	Sect-1	Speed	Sect-2	Speed	Sect-3	Speed	TopSpeed	laptime	pit	lap	Sect-1	Speed	Sect-2	Speed	Sect-3	Speed	Topspeed	laptime	pit
1	Pit Out	122.7	47.350	93.8	51.587			2:23.198		4	<u>39.614</u>	153.8	40.682	98.5	46.873	<u>174.8</u>	206.5	2:07.169	
2	40.440	150.4	40.672	107.4	47.087	170.6	204.2	2:08.199		5	39.751	<u>162.2</u>	<u>40.196</u>	<u>116.9</u>	46.240	<u>174.8</u>	<u>208.9</u>	<u>2:06.187</u>	
3	39.846	159.1	41.121	112.0	<u>46.160</u>	172.2	205.3	2:07.127		6									

66 PUITGMAL-NAOUR									RENAULT CLIO CUP IV										
lap	Sect-1	Speed	Sect-2	Speed	Sect-3	Speed	TopSpeed	laptime	pit	lap	Sect-1	Speed	Sect-2	Speed	Sect-3	Speed	Topspeed	laptime	pit
1	Pit Out	110.3	47.558	87.5	52.164			2:24.153		4	40.254	<u>158.8</u>	40.754	102.6	<u>46.765</u>	171.4	208.1	2:07.773	
2	41.321	151.5	41.115	<u>105.5</u>	47.105	164.4	200.0	2:09.541		5	<u>40.221</u>	151.9	<u>40.543</u>	101.7	46.899	173.1	206.9	<u>2:07.663</u>	
3	40.288	154.3	40.789	101.8	46.892	172.2	205.7	2:07.969		6									



## Caterham Racing Weekend

Autódromo Internacional do Algarve

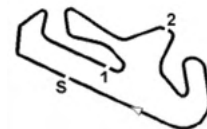
GT-CET

Laptimes - QUALIFYING 4

4 - 7 April 2024

Autodromo Internacional Algarve - 4652mtr.

Nbr	Name	Laps	lap	Lap ..1	Lap ..2	Lap ..3	Lap ..4	Lap ..5	Lap ..6	Lap ..7	Lap ..8	Lap ..9	Lap ..0
6	CANIZARES TORTOSA-MENKES	5	1 - 10	1:57.266	1:58.305	1:58.061	1:58.322	1:58.097					
9	ALBORS ALEIXANDRE-LOPEZ BA	5	1 - 10	2:10.622	2:07.232	2:06.741	2:06.372	2:06.722					
23	CARAYOL CASAS-GOMEZ GOMEZ	5	1 - 10	2:16.667	2:08.166	2:06.836	2:06.544	2:06.212					
15	GOROSTIZA TELLERIA-CHILLIDA	5	1 - 10	2:18.220	2:11.786	2:02.009	2:02.611	2:00.434					
40	Jose PALOMA R MAROTO	5	1 - 10	2:23.198	2:08.199	2:07.127	2:07.169	2:06.187					
20	AIZPURUA SAENZ-GOMEZ GUTIE	5	1 - 10	2:14.052	2:12.970	2:11.768	2:11.927	2:11.222					
66	PUITGMAL -NA OUR	5	1 - 10	2:24.153	2:09.541	2:07.969	2:07.773	2:07.663					
36	ALVAREZ SINDIN-SANTOS PEREZ	4	1 - 10	2:22.050	2:11.969	2:07.913	2:06.093						
10	Máximo VARELA	4	1 - 10	2:18.053	2:15.361	2:24.219	2:29.799						



## Caterham Racing Weekend

Autódromo Internacional do Algarve

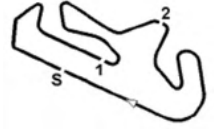
GT-CET

4 - 7 April 2024

Sector analyse - QUALIFYING 4

Autodromo Internacional Algarve - 4652mtr.

Pos	Nbr	Name / Team name	Sector 1			Sector 2			Sector 3			theoretical best	Actual best	In
			time	Lap	pos	time	Lap	pos	time	Lap	pos			
1	6	CANIZARES TORTOSA-MENKES CAMPELO	37.062	5	1	37.527	3	1	42.976	2	1	1:57.565	1:58.061	3
2	15	GOROSTIZA TELLERIA-CHILLIDA BELZUNCE	37.650	5	2	38.026	5	2	44.758	5	2	2:00.434	2:00.434	5
3	36	ALVAREZ SINDIN-SANTOS PEREZ	39.881	4	5	40.391	4	4	45.821	4	4	2:06.093	2:06.093	4
4	40	Jose PALOMAR MAROTO	39.614	4	3	40.196	5	3	46.160	3	6	2:05.970	2:06.187	5
5	23	CARAYOL CASAS-GOMEZ GOMEZ	39.683	5	4	40.491	4	6	45.694	5	3	2:05.868	2:06.212	5
6	9	ALBORS ALEIXANDRE-LOPEZ BALBOA	39.908	4	6	40.434	2	5	46.000	4	5	2:06.342	2:06.372	4
7	66	PUITGMAL-NAOUR	40.221	5	7	40.543	5	7	46.765	4	7	2:07.529	2:07.663	5
8	20	AIZPURUA SAENZ-GOMEZ GUTIERREZ	41.416	5	9	42.028	4	9	47.659	3	8	2:11.103	2:11.222	5
9	10	Máximo VARELA	41.193	5	8	41.256	3	8	48.134	4	9	2:10.583	2:15.361	2



## Caterham Racing Weekend

Autódromo Internacional do Algarve

Heat name : GT-CET - QUALIFYING 4  
 Heat Date : 06 April 2024  
 Track name : Autodromo Internacional Algarve - 4652 mtr.

---

Participants Started	: 9	Participants Classified	: 9
Participants Finished	: 6	Participants Not Classified	: 22
Participants Not Finished	: 3		

---

Green flag at	: 11:14:00	Heat recording start time	: 11:12:41
Finish flag waved at	: 11:24:47	Heat recording end time	: 11:27:31
Total time under Green	: 10:47	Total of All Laps in Heat	: 43
Number of cautions	: 0	Total time under Yellow	: 00:00:00
Number of code-60's	: 0	Total time under Code-60	: 00:00:00

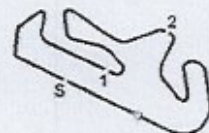
---

### Best Lap time history during the Heat

#	Nbr	lap time	in lap	Name	Car	time of day
1	6	1:58.305	2	CANIZARES TORTOSA-MENKES C PEUGEOT 308 RACING CUP		11:18:10
2	6	1:58.061	3	CANIZARES TORTOSA-MENKES C PEUGEOT 308 RACING CUP		11:20:08

### Summary of best laptimes per class

Nbr	Name / Team name	Car	Cls	Fastest Laptime	In	Speed
6	CANIZARES TORTOSA-MENKES C PEUGEOT 308 RACING CUP		D1	1:58.061	3	141.88
40	Jose PALOMAR MAROTO	RENAULT CLIO CUP IV	D3	2:06.187	5	132.74
20	AIZPURUA SAENZ-GOMEZ GUTIER	RENAULT CLIO CUP V	D4	2:11.222	5	127.65



## Caterham Racing Weekend

Autódromo Internacional do Algarve

4 - 7 April 2024

Autodromo Internacional Algarve - 4652mtr.

GT-CET

Provisional starting grid RACE 1

Start Time : 14:05 - Heat Duration : 50 Minutes

Pos	Nbr	Name	time	Pos	Nbr	Name	time
-----	-----	------	------	-----	-----	------	------

### STARTLINE




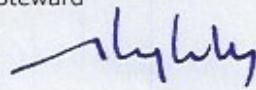
Pole Right

2	111	YEREGUI YBARRA-CARRETERO ORTEGA	1:44.540	Row 1	1	120	GOMEZ-GOMEZ	1:44.299
4	121	AMROUCHE-AMROUCHE	1:46.566	Row 2	3	122	BARAMBIO PEREA-GARCIA MENENDEZ	1:44.963
6	118	FONTES BLANCO-SILVERO CASTILLA	1:47.242	Row 3	5	135	MARTINS-SVEPES	1:46.643
8	199	José BARROS	1:47.285	Row 4	7	113	VINYES DABAD-FONT CASAS	1:47.255
10	701	Patrick L. BAY	1:47.818	Row 5	9	140	MARREIROS-MARREIROS	1:47.778
12	136	PEREIRA DA CRUZ-DIAS MOLEIRO	1:49.900	Row 6	11	100	BRAS SILVERO-GONZALEZ GONZALEZ	1:48.135
14	112	LOURINHO BRAS-GOMEZ GUILLEN	1:50.371	Row 7	13	415	Jeremy FALIGAND	1:50.060
16	123	SANABRIA CRESPO-BRIOSO	1:52.417	Row 8	15	114	Hendrik van ZOEST	1:52.306
18	191	Jean-Roch PIAT	1:53.580	Row 9	17	166	CAETANO-POSSER	1:52.876
20	181	SCHIDLOF MAREK-GUITIERREZ AGÜI	1:55.531	Row 10	19	133	SANTOS AVALLE-KRISTENSEN	1:55.509
22	110	Plazio Gomez-Plazio Gomez	1:59.111	Row 11	21	150	RAMOS-CARVALHO	1:56.442
24	15	GOROSTIZA TELLERIA-CHILLIDA BELZUNCE	1:57.588	Row 12	23	6	CANIZARES TORTOSA-MENKES CAMPELO	1:56.858
26	36	ALVAREZ SINDIN-SANTOS PEREZ	2:06.963	Row 13	25	66	PUITGMAL-NAOUR	2:06.355
28	9	ALBORS ALEIXANDRE-LOPEZ BALBOA	2:09.800	Row 14	27	40	Jose PALOMAR MAROTO	2:07.424

Results: <https://livetiming.raceresults.nu/autodromodoalgarve>

Publication-time

13:05

Timekeeper  Luis Mesquita	Clerk of The Course	Steward 	Steward 	Steward 
---	---------------------	--	---	--



# Caterham Racing Weekend

Autódromo Internacional do Algarve

4 - 7 April 2024

Autodromo Internacional Algarve - 4652mtr.

## GT-CET

### Provisional starting grid RACE 1

Start Time : 14:05 - Heat Duration : 50 Minutes

Pos	Nbr	Name	time
-----	-----	------	------

Pos	Nbr	Name	time
-----	-----	------	------

30	10	Máximo VARELA	2:10.321
----	----	---------------	----------

Row 15

29	23	CARAYOL CASAS-GOMEZ GOMEZ	2:09.828
----	----	---------------------------	----------

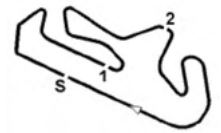
Row 16

31	20	AIZPURUA SAENZ-GOMEZ GUTIERREZ	2:16.891
----	----	--------------------------------	----------

Results: <https://livetiming.raceresults.nu/autodromodoalgarve>

Publication-time

Timekeeper  Luís Mesquita	Clerck of The Course	Steward 	Timekeeping by : Steward 	Steward 
---------------------------------	----------------------	-------------	---------------------------------	-------------



## Caterham Racing Weekend

Autódromo Internacional do Algarve

GT-CET

4 - 7 April 2024

Final result RACE 1 - AMENDED

Autodromo Internacional Algarve - 4652mtr.

Pos	Nbr	Name / Entrant	Car	Cls	PIC	Gap	Total time	Fastest	In	Avg. Speed
1	135	MARTINS-SVEPES RACARMOTORSPORT	PORSCHE 992 GT3 CUP	GT Cup	1	-- 23 laps --	49:59.008	1:46.541	21	128.46
2	113	VINYES-FONT BAPORO MOTORSPORT	PORSCHE 992 CUP	GT Cup	2	1:22.433	51:21.441	1:47.616	8	125.02
3	199	José BARROS VELOSO MOTORSPORT	PORSCHE 991.2 GT3 CUP	GT Cup	3	1:23.981	51:22.989	1:48.210	8	124.96
4	120	GOMEZ-GOMEZ ARNAUD GOMEZ	VORTEX 2.0	GPX	1	1:40.210	51:39.218	1:44.636	12	124.30
5	140	MARREIROS-MARREIROS VELOSO MOTORSPORT	PORSCHE 992 GT3 CUP	GT Cup	4	1:42.502	51:41.510	1:48.431	21	124.21
6	136	MOLEIRO-CRUZ RACARMOTORSPORT	PORSCHE 992 GT3 CUP	GT Cup	5	1:45.778	51:44.786	1:48.315	21	124.08
7	112	BRAS-GOMEZ ESCUDERIA FARAON	PORSCHE 992 CUP	GT Cup	6	-- 22 laps --	50:10.764	1:50.422	10	122.39
8	181	MAREK-GUITIERREZ AGÜI ESCUDERIA BAIX EMPORDÀ	MCLAREN ARTURA GT4	GT4	1	27.015	50:37.779	1:54.039	20	121.30
9	150	RAMOS-CARVALHO Álvaro RAMOS	ASTON MARTIN VANTAGE	GT4	2	27.262	50:38.026	1:54.572	22	121.29
10	415	Jeremy FALIGAND FALIGAND JEREMY	PORSCHE CUP 992	GT Cup	7	39.645	50:50.409	1:50.728	8	120.80
11	701	Patrick L. BAY ESCUDERIA BAIX EMPORDÀ	VORTEX 1.0	GPX	2	42.928	50:53.692	1:48.738	10	120.67
12	110	PLAZIO GOMEZ-PLAZIO GOMEZ CHEFO SPORT	LIGIER JS2R	GT4	3	56.678	51:07.442	1:57.932	10	120.13
13	40	Jose Palomar MAROTO MOTORCLUB SABADELL	RENAULT CLIO CUP IV	D3	1	1:54.214	52:04.978	2:07.139	9	117.92
14	66	PUITGMAL-NAOUR MOTORCLUB SABADELL	RENAULT CLIO CUP IV	D3	2	1:54.319	52:05.083	2:06.288	19	117.91
15	166	CAETANO-POSSER VELOSO MOTORSPORT	PORSCHE 991.2 GT3 CUP	GT Cup	8	-- 21 laps --	50:05.637	1:51.056	22	122.60
16	114	Hendrik van ZOEST SKUALO COMPETICIÓN	PORSCHE 991-1 GT3 CUP	GT Cup	9	4.402	50:10.040	1:53.328	10	116.86
17	118	FONTES-SILVERO ESCUDERIA FARAON	FERRARI 488 CH EVO	GPX	3	39.446	50:45.083	1:48.633	3	121.01
18	111	YEREGUI-CARRETERO CD DAGO	AUDI RO	GPX	4	1:40.100	51:45.738	1:47.863	16	113.26
19	191	Jean-Roch PIAT VELOSO MOTORSPORT	PORSCHE 991.1 GT3 CUP	GT Cup	10	1:49.677	51:55.315	1:57.566	9	112.91
20	9	ALBORS-LOPEZ BALBORMOTORSPORT C.A.	RENAULT CLIO CUP IV	D3	3	1:58.863	52:04.501	2:08.653	8	112.58
21	36	ALVAREZ-SANTOS UCAV RACING	SEAT LEON SUPERCOPA MK2 D1	D1	1	-- 20 laps --	49:59.459	2:06.121	7	111.68
22	23	CARAYOL-GOMEZ RX PRO RACING	RENAULT CLIO CUP IV	D3	4	-- 17 laps --	52:04.711	2:07.548	15	96.49


Not Classified Classification limit (70% of 23 Laps) = 16 Laps

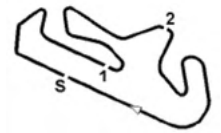
Fastest time : 1:44.636 in lap 12 by nbr. 120 : GOMEZ-GOMEZ (VORTEX2.0)

Publication-time

Results: <https://livetiming.raceresults.nu/autodromodoalgarve>

Timekeeping by :

Timekeeper  Luis Mesquita	Race Director	Steward	Steward	Steward
---	---------------	---------	---------	---------



## Caterham Racing Weekend

Autódromo Internacional do Algarve

GT-CET

4 - 7 April 2024

Final result RACE 1 - AMENDED

Autodromo Internacional Algarve - 4652mtr.

Pos	Nbr	Name / Entrant	Car	Cls	PIC	Gap	Total time	Fastest	In	Avg. Speed
DNC	6	CANIZARES-MENKES RX PRO RACING	PEUGEOT 308 RACING CUP	D1		-- 13 laps --	39:08.750	1:59.857	6	92.71
DNC	123	SANABRIA-BRIOSO ESCUADERIA FARAON	PORSCHE 992 CUP	GT Cup		-- 11 laps --	22:39.504	1:53.344	10	135.53
DNC	133	SANTOS AVALLE-KRISTENSEN CHEFO SPORT	LIGIER JS2R	GT4		13.206	22:52.710	1:55.874	8	134.22
DNC	20	Jose A. Gutierrez GOMEZ CHEFO SPORT	RENAULT CLIO CUP V	D4		16:52.186	39:31.690	2:14.925	7	84.75
DNC	100	SILVERO-GONZALEZ ESCUADERIA FARAON	PORSCHE 992 CUP	GT Cup		-- 1 laps --	2:21.901			118.04
DNC	15	GOROSTIZA-CHILLIDA LURAUTO K.K.	BMW M2 CS RACING	D1		1:13.329	3:35.230			77.82

Car Nº 701 25s Penalty - Stewards Decision Nº14

Cars Nºs 20; 23; 118; 166 - 1 Lap penalty - Stewards Decisions Nºs 16; 17; 18; 19


Car Nº415 penalty redraw . Stewards Decision Nº24

Fastest time : 1:44.636 in lap 12 by nbr. 120 : GOMEZ-GOMEZ (VORTEX2.0)

Publication-time

 Results: <https://livetiming.raceresults.nu/autodromodalgarve>

Timekeeping by :

Timekeeper  Luis Mesquita	Race Director	Steward	Steward	Steward
---	---------------	---------	---------	---------





## Caterham Racing Weekend

Autódromo Internacional do Algarve

GT-CET

Final result RACE 1

4 - 7 April 2024

Autodromo Internacional Algarve - 4652mtr.

Pos	Nbr	Name / Entrant	Car	Cls	PIC	Gap	Total time	Fastest	In	Avg. Speed
1	135	MARTINS-SVEPES RACAR MOTORSPORT	PORSCHE 992 GT3 CUP	GT Cup	1	-- 23 laps --	49:59.008	1:46.541	21	128.46
2	113	VINYES-FONT BAPORO MOTORSPORT	PORSCHE 992 CUP	GT Cup	2	1:22.433	51:21.441	1:47.616	8	125.02
3	199	José BARROS VELOSO MOTORSPORT	PORSCHE 991.2 GT3 CUP	GT Cup	3	1:23.981	51:22.989	1:48.210	8	124.96
4	120	GOMEZ-GOMEZ ARNAUD GOMEZ	VORTEX 2.0	GPX	1	1:40.210	51:39.218	1:44.636	12	124.30
5	140	MARREIROS-MARREIROS VELOSO MOTORSPORT	PORSCHE 992 GT3 CUP	GT Cup	4	1:42.502	51:41.510	1:48.431	21	124.21
6	136	MOLEIRO-CRUZ RACAR MOTORSPORT	PORSCHE 992 GT3 CUP	GT Cup	5	1:45.778	51:44.786	1:48.315	21	124.08
7	112	BRAS-GOMEZ ESCUADERIA FARAON	PORSCHE 992 CUP	GT Cup	6	-- 22 laps --	50:10.764	1:50.422	10	122.39
8	181	MAREK-GUITIERREZ AGÜI ESCUADERIA BAIX EMPORDÁ	MCLAREN ARTURA GT4	GT4	1	27.015	50:37.779	1:54.039	20	121.30
9	150	RAMOS-CARVALHO ARAUJO COMPETICAO	ASTON MARTIN VANTAGE	GT4	2	27.262	50:38.026	1:54.572	22	121.29
10	701	Patrick L. BAY ESCUADERIA BAIX EMPORDÁ	VORTEX 1.0	GPX	2	42.928	50:53.692	1:48.738	10	120.67
11	110	PLAZIO GOMEZ-PLAZIO GOMEZ CHEFO SPORT	LIGIER JS2R	GT4	3	56.678	51:07.442	1:57.932	10	120.13
12	40	Jose Palomar MAROTO MOTOR CLUB SABADELL	RENAULT CLIO CUP IV	D3	1	1:54.214	52:04.978	2:07.139	9	117.92
13	66	PUITGMAL-NAOUR MOTOR CLUB SABADELL	RENAULT CLIO CUP IV	D3	2	1:54.319	52:05.083	2:06.288	19	117.91
14	166	CAETANO-POSSER VELOSO MOTORSPORT	PORSCHE 991.2 GT3 CUP	GT Cup	7	-- 21 laps --	50:05.637	1:51.056	22	122.60
15	114	Hendrik van ZOEST SKUALO COMPETICIÓN	PORSCHE 991-1 GT3 CUP	GT Cup	8	4.402	50:10.040	1:53.328	10	116.86
16	118	FONTES-SILVERO ESCUADERIA FARAON	FERRARI 488 CH EVO	GPX	3	39.446	50:45.083	1:48.633	3	121.01
17	415	Jeremy FALIGAND FALIGAND JEREMY	PORSCHE CUP 992	GT Cup	9	44.772	50:50.409	1:50.728	8	120.80
18	111	YEREGUI-CARRETERO CD DAGO	AUDI RO	GPX	4	1:40.100	51:45.738	1:47.863	16	113.26
19	191	Jean-Roch PIAT VELOSO MOTORSPORT	PORSCHE 991.1 GT3 CUP	GT Cup	10	1:49.677	51:55.315	1:57.566	9	112.91
20	9	ALBORS-LOPEZ BALBOR MOTORSPORT C.A.	RENAULT CLIO CUP IV	D3	3	1:58.863	52:04.501	2:08.653	8	112.58
21	36	ALVAREZ-SANTOS UCAV RACING	SEAT LEON SUPERCOPIA MK2D1	1	-- 20 laps --	--	49:59.459	2:06.121	7	111.68
22	23	CARAYOL-GOMEZ RX PRO RACING	RENAULT CLIO CUP IV	D3	4	-- 17 laps --	52:04.711	2:07.548	15	96.49




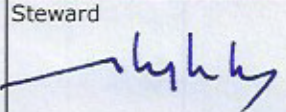
Not Classified Classification limit (70% of 23 Laps) = 16 Laps

Fastest time : 1:44.636 in lap 12 by nbr. 120 : GOMEZ-GOMEZ (VORTEX 2.0)

Publication-time

Results: <https://livetiming.raceresults.nu/autodromodoalgarve>

Timekeeping by:

Timekeeper  Luis Mesquita	Race Director	Steward 	Steward 	Steward 
---	---------------	--	---	--



## Caterham Racing Weekend

Autódromo Internacional do Algarve

GT-CET

Final result RACE 1

4 - 7 April 2024

Autodromo Internacional Algarve - 4652mtr.

Pos	Nbr	Name / Entrant	Car	Cls	PIC	Gap	Total time	Fastest	In	Avg. Speed
DNC	6	CANIZARES-MENKES RX PRO RACING	PEUGEOT 308 RACING CUP	D1		-- 13 laps --	39:08.750	1:59.857	6	92.71
DNC	123	SANABRIA-BRIOSO ESCUDERIA FARAON	PORSCHE 992 CUP	GT Cup		-- 11 laps --	22:39.504	1:53.344	10	135.53
DNC	133	SANTOS AVALLE-KRISTENSEN CHEFO SPORT	LIGIER JS2R	GT4		13.206	22:52.710	1:55.874	8	134.22
DNC	20	AIZPURUA-GOMEZ CHEFO SPORT	RENAULT CLIO CUP V	D4		16:52.186	39:31.690	2:14.925	7	84.75
DNC	100	SILVERO-GONZALEZ ESCUDERIA FARAON	PORSCHE 992 CUP	GT Cup		-- 1 laps --	2:21.901			118.04
DNC	15	GOROSTIZA-CHILLIDA LURAUTO K.K.	BMW M2 CS RACING	D1		1:13.329	3:35.230			77.82

Car N° 701 25s Penalty - Stewards Decision N°14

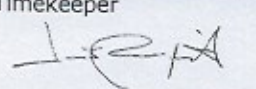


Cars N°s 415; 20; 23; 118; 166 - 1 Lap penalty - Stewards Decisions N°s 15; 16; 17; 18; 19

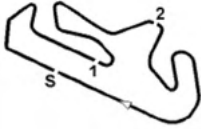
Fastest time : 1:44.636 in lap 12 by nbr. 120 : GOMEZ-GOMEZ (VORTEX 2.0)

Publication-time

Results: <https://livetiming.raceresults.ru/autodromodoalgarve>

Timekeeping by :

Timekeeper  Luis Mesquita	Race Director	Steward 	Steward 	Steward 
---	---------------	--	---	--



## Caterham Racing Weekend

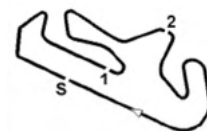
GT-CET - RACE 1

Autódromo Internacional do Algarve

4 - 7 April 2024

Autodromo Internacional Algarve - 4652mtr.

Pos	No	Name	Lap	1	2	3	4	5	6	7	8	9	10	11	12	13	14	15	16	17	18	19	20	21	22	23
1	135	MARTINS-SVEPES		120	120	120	120	120	120	120	120	120	120	120	120	120	120	120	120	120	120	135	135	135	135	135
2	113	VINYES-FONT		135	135	135	135	135	135	135	135	135	135	113	199	199	199	199	199	199	113	120	120	120	113	113
3	199	José BARROS		113	113	113	113	113	113	113	113	113	113	118	113	112	112	112	112	112	199	113	113	113	199	199
4	120	GOMEZ-GOMEZ		118	118	118	118	118	118	118	118	118	118	199	118	113	113	113	113	113	112	199	199	199	120	120
5	140	MARREIROS-MARREIROS		199	199	199	199	199	199	199	199	199	199	135	112	118	118	118	118	118	135	140	140	140	140	140
6	136	MOLEIRO-CRUZ		136	140	140	140	140	140	140	140	140	140	140	166	166	166	166	166	110	110	136	136	136	136	136
7	166	CAETANO-POSSER		140	136	136	136	136	136	701	701	701	701	701	110	110	110	110	110	166	140	166	166	166	166	
8	112	BRAS-GOMEZ		415	415	701	701	701	701	136	136	136	136	112	135	135	135	135	135	135	166	112	112	112	112	112
9	701	Patrick L. BAY		112	701	415	415	415	415	415	415	415	112	136	191	140	140	140	140	140	136	118	701	701	701	
10	181	MAREK-GUITIERREZ AGUI		701	112	112	112	112	112	112	112	112	415	114	140	701	701	701	701	136	118	701	118	181	181	181
11	150	RAMOS-CARVALHO		114	114	114	114	114	114	114	114	114	114	123	701	415	415	415	415	701	701	181	181	150	150	150
12	118	FONTES-SILVERO		123	123	123	123	123	123	123	123	123	123	166	415	136	136	136	136	150	181	150	150	118	118	118
13	415	Jeremy FALIGAND		133	133	166	166	166	166	166	166	166	166	133	136	36	36	36	36	181	150	110	110	415	415	415
14	110	PLAZIO GOMEZ-PLAZIO GOM		150	166	133	133	133	133	133	133	133	133	181	114	181	181	181	181	191	415	415	415	110	110	110
15	40	Jose Palomar MAROTO		166	150	181	181	181	181	181	181	181	181	191	36	150	150	150	150	114	40	40	40	66	40	40
16	66	PUITGMAL-NAOUR		181	181	150	150	150	150	150	150	150	191	110	181	191	191	191	191	36	66	66	66	40	66	66
17	114	Hendrik van ZOEST		110	110	191	191	191	191	191	191	191	150	415	150	40	40	40	114	40	191	114	114	114		
18	111	YEREGUI-CARRETERO		191	191	110	110	110	110	110	110	110	110	36	40	114	114	114	40	66	114	9	191	111		
19	191	Jean-Roch PIAT		66	40	40	40	40	40	36	36	36	36	150	66	66	66	66	66	415	9	191	9	191		
20	9	ALBORS-LOPEZ		23	23	23	36	36	36	40	40	40	40	40	9	9	9	9	9	9	36	36	111	9		
21	36	ALVAREZ-SANTOS		40	66	36	23	66	66	66	66	66	66	66	111	111	111	111	111	111	111	111	36			
22	23	CARAYOL-GOMEZ		36	36	66	66	9	9	9	9	9	9	9	6	6	23	23	23	23	23					
23	6	CANIZARES-MENKES		9	9	9	9	23	20	20	20	111	111	111	23	23										
24	20	AIZPURUA-GOMEZ		100	20	20	20	20	111	111	111	20	6	6	20											
25	123	SANABRIA-BRIOSO		20	111	111	111	111	6	6	6	6	20	23												
26	133	SANTOS AVALLE-KRISTENSEI		111	6	6	6	6	23	23	23	23	23	20												
27	100	SILVERO-GONZALEZ		15																						
28	15	GOROSTIZA-CHILLIDA		6																						



## Caterham Racing Weekend

### Autódromo Internacional do Algarve

GT-CET

4 - 7 April 2024

Laps and Sector Times - RACE 1

Autodromo Internacional Algarve - 4652mtr.

6 CANI ZARES-MENKES									PEUGEOT 308 RACING CUP								
lap	Sect-1	Speed	Sect-2	Speed	Sect-3	Speed	TopSpeed	laptime pit	lap	Sect-1	Speed	Sect-2	Speed	Sect-3	Speed	Topspeed	laptime pit
1		62.2	1:42.592	92.2	Pit In		185.2	3:36.966	8	Pit Out		1:11.363	77.0	56.185			4:21.874
2	Pit Out	145.9	44.808	108.1	52.508			7:36.737	9	52.766		47.281	83.7	49.986	124.6	150.4	2:30.033
3	44.870		41.779	94.5	46.466	87.0	179.7	2:13.115	10	45.325		44.873	87.4	48.000	148.1	168.0	2:18.198
4	38.720		38.272	116.4	44.789	181.8	220.0	2:01.781	11	44.009		40.760	91.7	1:09.461	169.0	183.4	2:34.230
5	38.220	158.6	38.191	113.9	44.417	180.0	219.5	2:00.828	12	59.875	93.3	52.510	76.3	1:08.809	75.2	134.0	3:01.194
6	37.701		38.393	107.4	43.763	182.7	220.9	1:59.857	13	58.939	76.2	46.053	82.1	1:01.117	85.9	104.8	2:46.109
7	37.647		38.609	110.8	Pit In	186.5	221.3	2:07.828	14								

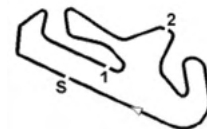
9 ALBORS-LOPEZ									RENAULT CLIO CUP IV								
lap	Sect-1	Speed	Sect-2	Speed	Sect-3	Speed	TopSpeed	laptime pit	lap	Sect-1	Speed	Sect-2	Speed	Sect-3	Speed	Topspeed	laptime pit
1	48.389		42.652	93.7	47.712	83.7	171.4	2:18.753	12	1:00.433		1:01.319	78.7	1:06.962	87.8	139.2	3:08.714
2	41.981		42.602	102.4	47.277	171.4	205.7	2:11.860	13	1:04.042		56.399	82.6	1:10.057	83.5	100.6	3:10.498
3	41.219		41.945	112.9	47.915	173.1	206.9	2:11.079	14	1:01.211		53.204	75.6	1:06.604	98.4	99.7	3:01.019
4	41.736		42.228	99.1	47.439	173.1	205.7	2:11.403	15	58.994		49.189	95.3	59.804	86.5	93.0	2:47.987
5	42.891		42.479	105.3	53.675	169.0	201.5	2:19.045	16	41.009		42.074	99.5	48.641	168.2	198.2	2:11.724
6	45.216		41.942	96.4	46.950	98.6	168.5	2:14.108	17	41.587		41.235	103.1	47.855	171.4	203.0	2:10.677
7	41.051		41.613	96.0	46.929	173.1	207.3	2:09.593	18	41.799		43.653	103.1	48.608	168.2	195.3	2:14.060
8	40.291		41.400	93.8	46.962	173.1	205.7	2:08.653	19	42.092		43.780	108.3	48.220	166.7	191.8	2:14.092
9	40.564		41.141	100.7	47.173	173.1	206.1	2:08.878	20	41.613		41.139	113.0	47.338	169.0	204.2	2:10.090
10	41.581		42.401	84.8	Pit In	173.1	205.7	2:17.982	21	40.436		41.830	107.9	47.243	171.4	203.0	2:09.509
11	Pit Out		59.526	77.4	1:26.129			4:34.411	22								

15 GOROSTI ZA-CHILLIDA									BMW M2 CS RACING								
lap	Sect-1	Speed	Sect-2	Speed	Sect-3	Speed	TopSpeed	laptime pit	lap	Sect-1	Speed	Sect-2	Speed	Sect-3	Speed	Topspeed	laptime pit
1			1:16.453	66.0	Pit In		193.5	3:35.230	2								

20 AIZPURUA-GOMEZ									RENAULT CLIO CUP V								
lap	Sect-1	Speed	Sect-2	Speed	Sect-3	Speed	TopSpeed	laptime pit	lap	Sect-1	Speed	Sect-2	Speed	Sect-3	Speed	Topspeed	laptime pit
1	49.444	130.6	43.623	111.2	49.808	90.2	166.4	2:22.875	7	43.077	148.4	42.720	101.5	49.128	162.2	194.6	2:14.925
2	43.441	144.4	42.839	101.9	49.448	162.9	195.7	2:15.728	8	44.722	154.7	1:08.914	99.7	Pit In	161.4	189.5	2:55.066
3	43.383	148.4	43.059	100.2	49.629	163.6	196.7	2:16.071	9	Pit Out	132.4	44.429	94.6	Pit In			5:27.665
4	44.357	153.2	43.357	100.7	49.732	163.6	195.7	2:17.446	10	Pit Out	82.9	57.341	88.5	Pit In			7:51.055
5	44.028	151.9	43.626	100.1	49.593	162.9	195.3	2:17.247	11	Pit Out	123.4	49.559	84.4	54.956			4:34.191
6	1:08.589	145.7	43.678	96.9	49.248	162.9	23.6	2:41.515	12	44.535		43.610	89.2	48.921	160.7	194.6	2:17.066

23 CARAYOL-GOMEZ									RENAULT CLIO CUP IV								
lap	Sect-1	Speed	Sect-2	Speed	Sect-3	Speed	TopSpeed	laptime pit	lap	Sect-1	Speed	Sect-2	Speed	Sect-3	Speed	Topspeed	laptime pit
1	47.640		41.926	92.2	47.257	87.8	170.9	2:16.823	10	1:03.750		53.195	72.2	1:11.588	125.4	80.8	3:08.533
2	41.828		42.319	104.8	47.592	174.8	204.5	2:11.739	11	59.990		52.353	77.0	1:08.911	79.1	134.0	3:01.254
3	40.992		41.492	96.3	47.469	172.2	205.3	2:09.953	12	58.988		46.115	87.9	1:01.498	78.9	106.7	2:46.601
4	42.045		42.346	87.4	48.339	172.2	204.2	2:12.730	13	40.814		40.680	107.2	47.026	171.4	204.9	2:08.520
5	42.246		42.376	92.8	56.710	169.8	203.0	2:21.332	14	40.517		41.068	92.5	46.733	168.2	203.4	2:08.318
6	9:16.750		42.546	107.6	49.393	63.2		10:48.689	15	40.806		40.707	95.4	46.035	172.2	205.3	2:07.548
7	42.860		41.001	101.7	Pit In	168.2	199.6	2:18.754	16	41.395		42.982	103.1	47.673	173.9	206.9	2:12.050
8	Pit Out		44.276	91.8	47.314			3:40.605	17	42.056		42.307	109.0	46.543	169.0	201.1	2:10.906
9	41.250		41.744	89.9	48.081	166.7	197.8	2:11.075	18	39.918		42.011	111.3	47.020	175.6	209.3	2:08.949

36 ALVAREZ-SANTOS									SEAT LEON SUPERCOPA MK2								
lap	Sect-1	Speed	Sect-2	Speed	Sect-3	Speed	TopSpeed	laptime pit	lap	Sect-1	Speed	Sect-2	Speed	Sect-3	Speed	Topspeed	laptime pit
1		130.6	43.085	93.2	46.583		176.8	2:18.852	11	40.382	153.6	41.768	102.1	49.845	172.2	208.5	2:11.995



### Caterham Racing Weekend

Autódromo Internacional do Algarve

**GT-CET**
**4 - 7 April 2024**
**Laps and Sector Times - RACE 1**
**Autodromo Internacional Algarve - 4652mtr.**

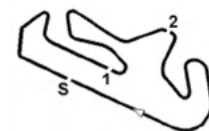
2	40.924	148.6	42.852	106.3	47.034	175.6	212.2	2:10.810	12	43.773	144.4	43.907	89.4	1:22.965	144.6	174.2	2:50.645
3	40.954	145.2	41.936	103.8	46.397	175.6	212.2	2:09.287	13	1:00.224	81.7	1:00.926	73.6	1:05.604	88.9	128.0	3:06.754
4	41.297	142.5	42.026	103.7	47.518	175.6	209.7	2:10.841	14	1:04.860	71.8	56.090	83.3	1:09.668	74.1	104.2	3:10.618
5	42.226	133.5	42.954	100.1	48.082	165.9	190.1	2:13.262	15	1:01.744	86.6	52.713	81.6	1:07.908	94.2	87.0	3:02.365
6	41.134	149.4	42.017	92.7	54.437	170.6	197.4	2:17.588	16	59.522	125.1	47.350	88.2	1:00.423	93.5	102.2	2:47.295
7	<u>40.102</u>	153.8	<u>39.936</u>	107.5	46.083	174.8	208.1	<u>2:06.121</u>	17	40.750	<u>159.8</u>	44.054	90.5	Pit In	171.4	210.1	<u>2:18.892</u>
8	40.549	138.5	40.011	107.2	<u>45.561</u>	174.8	208.5	2:06.121	18	Pit Out	149.8	41.494	87.3	47.979			4:18.156
9	40.573	150.0	41.128	107.8	46.269	174.8	211.4	2:07.970	19	40.619	144.4	42.138	91.2	48.704	174.8	198.5	2:11.461
10	40.625	149.4	41.218	<u>111.1</u>	47.098	172.2	208.1	2:08.941	20	40.751	136.9	42.647	94.7	48.087	175.6	<u>212.6</u>	2:11.485

40 Jose Palomar MAROTO										RENAULT CLIO CUP IV									
lap	Sect-1	Speed	Sect-2	Speed	Sect-3	Speed	TopSpeed	laptime	pit	lap	Sect-1	Speed	Sect-2	Speed	Sect-3	Speed	Topspeed	laptime	pit
1	48.158	126.6	42.300	94.2	46.838	85.5	170.1	2:17.296		12	53.423	108.1	47.070	85.9	51.044	130.9	152.3	2:31.537	
2	41.394	149.0	41.431	109.8	47.111	173.9	207.3	2:09.936		13	43.781	126.8	44.366	85.2	49.717	166.7	191.5	2:17.864	
3	40.559	153.0	40.830	96.4	46.497	169.8	200.0	2:07.886		14	42.752	128.6	43.464	97.2	1:06.827	165.9	198.9	2:33.043	
4	40.676	133.8	43.069	96.2	49.841	170.6	200.4	2:13.586		15	59.569	89.3	53.694	91.0	1:07.544	80.4	111.2	3:00.807	
5	42.286	140.1	42.875	93.4	48.157	165.9	198.5	2:13.318		16	59.061	85.2	45.836	89.2	1:03.438	85.9	119.7	2:48.335	
6	40.838	144.2	42.149	100.2	55.243	169.8	200.4	2:18.230		17	40.285	151.9	40.784	106.4	46.800	173.9	207.3	2:07.869	
7	41.377	148.1	40.862	110.2	46.592	170.6	203.8	2:08.831		18	40.164	156.5	40.685	107.0	46.807	170.6	202.6	2:07.656	
8	40.240	156.3	40.528	<u>110.4</u>	<u>46.464</u>	172.2	205.3	2:07.232		19	40.106	155.4	40.838	95.8	46.524	172.2	204.5	2:07.468	
9	40.159	157.2	<u>40.490</u>	101.2	46.490	172.2	204.5	<u>2:07.139</u>		20	40.318	156.1	42.407	91.6	47.025	172.2	204.2	2:09.750	
10	40.307	<u>157.9</u>	40.626	104.7	Pit In	171.4	203.8	2:13.352		21	42.277	143.4	41.901	108.3	47.405	<u>175.6</u>	<u>210.1</u>	2:11.583	
11	Pit Out	89.6	1:10.549	77.6	55.760			4:04.123		22	<u>40.018</u>	157.0	41.296	100.4	46.755	174.8	207.3	2:08.069	

66 PUI TGMAL-NAOUR										RENAULT CLIO CUP IV									
lap	Sect-1	Speed	Sect-2	Speed	Sect-3	Speed	TopSpeed	laptime	pit	lap	Sect-1	Speed	Sect-2	Speed	Sect-3	Speed	Topspeed	laptime	pit
1		134.3	42.096	97.6	47.529		169.5	2:17.023		12	1:00.211	82.3	47.368	97.3	47.423	133.3	181.5	2:35.002	
2	42.307	147.7	42.545	100.5	47.416	168.2	198.9	2:12.268		13	40.911	143.8	41.643	96.7	46.520	169.8	199.3	2:09.074	
3	40.779	139.5	41.683	101.8	47.722	172.2	207.3	2:10.184		14	40.858	147.7	41.692	95.2	46.992	171.4	200.4	2:09.542	
4	42.071	131.7	42.490	86.1	47.939	171.4	205.3	2:12.500		15	49.851	97.7	53.303	84.4	1:07.609	171.4	202.2	2:50.763	
5	42.571	130.0	42.481	88.3	54.669	170.6	197.4	2:19.721		16	59.556	75.5	45.237	87.2	1:02.504	65.3	148.4	2:47.297	
6	44.753	147.1	41.413	94.0	47.297	102.6	169.5	2:13.463		17	39.979	145.2	42.813	105.0	46.799	174.8	206.9	2:09.591	
7	40.733	148.4	40.668	103.9	47.057	166.7	201.1	2:08.458		18	40.015	149.8	<u>40.659</u>	100.8	46.382	173.1	205.3	2:07.056	
8	40.583	155.8	40.807	107.8	47.135	169.0	201.9	2:08.525		19	<u>39.787</u>	<u>157.7</u>	40.691	95.7	<u>45.810</u>	173.1	206.1	<u>2:06.288</u>	
9	40.634	153.0	40.836	99.2	47.260	169.0	202.6	2:08.730		20	40.686	139.5	40.917	99.2	47.545	175.6	<u>208.9</u>	2:09.148	
10	40.889	156.7	41.156	103.3	Pit In	168.2	200.7	2:17.610		21	40.928	142.1	42.277	106.8	46.340	173.9	208.5	2:09.545	
11	Pit Out	142.3	1:08.538	65.9	1:25.462			4:34.193		22	40.320	157.4	42.076	<u>108.8</u>	46.706	<u>178.2</u>	<u>208.9</u>	2:09.102	

100 SILVERO-GONZALEZ										PORSCHE 992 CUP									
lap	Sect-1	Speed	Sect-2	Speed	Sect-3	Speed	TopSpeed	laptime	pit	lap	Sect-1	Speed	Sect-2	Speed	Sect-3	Speed	Topspeed	laptime	pit
1		<u>164.9</u>	<u>41.099</u>	<u>96.4</u>	Pit In		<u>200.4</u>	2:21.901		2									

110 PLAZIO GOMEZ-PLAZIO GOMEZ										LIGIER JS2R									
lap	Sect-1	Speed	Sect-2	Speed	Sect-3	Speed	TopSpeed	laptime	pit	lap	Sect-1	Speed	Sect-2	Speed	Sect-3	Speed	Topspeed	laptime	pit
1			39.484	110.4	44.892		182.1	2:10.627		12	42.129		1:10.995	73.9	55.488	193.5	232.8	2:48.612	
2	38.763		38.188	108.8	43.822	189.5	233.3	2:00.773		13	53.484		46.930	88.4	49.488	125.0	145.6	2:29.902	
3	37.804		38.112	<u>112.6</u>	45.292	191.5	233.3	2:01.208		14	45.414		44.956	88.2	47.783	145.7	155.4	2:18.153	
4	38.182		40.796	103.3	44.667	192.5	234.3	2:03.645		15	44.274		40.732	97.4	1:09.816	177.3	173.4	2:34.822	
5	38.580		38.244	109.6	55.372	190.5	217.7	2:12.196		16	59.887		52.268	86.6	1:08.898	80.7	113.2	3:01.053	
6	1:00.842		49.708	61.9	58.666	71.3	148.1	2:49.216		17	59.009		45.618	83.9	1:01.674	78.9	110.5	2:46.301	
7	37.523		37.951	104.8	43.905	190.5	233.3	1:59.379		18	39.020		38.526	110.0	Pit In	192.5	225.0	<u>2:09.605</u>	



## Caterham Racing Weekend

### Autódromo Internacional do Algarve

GT-CET

4 - 7 April 2024

Laps and Sector Times - RACE 1

Autodromo Internacional Algarve - 4652mtr.

8	<u>37.163</u>	37.777	103.3	43.443	193.5	234.8	1:58.383	19	Pit Out	41.083	105.9	46.724	3:37.210		
9	37.327	37.581	104.7	43.698	<u>194.6</u>	235.8	1:58.606	20	39.183	39.343	93.8	45.584	186.5	218.6	2:04.110
10	37.291	<u>37.460</u>	106.5	<u>43.181</u>	192.5	234.3	<u>1:57.932</u>	21	38.889	39.916	92.5	45.297	187.5	229.8	2:04.102
11	37.343	38.240	102.9	43.412	<u>194.6</u>	<u>236.3</u>	1:58.995	22	38.538	39.066	97.3	45.008	188.5	229.8	2:02.612

111 YEREGUI - CARRETERO									AUDI RO										
lap	Sect-1	Speed	Sect-2	Speed	Sect-3	Speed	TopSpeed	laptime	pit	lap	Sect-1	Speed	Sect-2	Speed	Sect-3	Speed	Topspeed	laptime	pit
1			41.507	110.9	Pit In		180.9	2:29.376		12	1:05.916		54.372	82.4	1:11.270	86.7	86.3	3:11.558	
2	Pit Out		42.517	100.7	47.873			5:12.062		13	1:00.633		52.671	93.7	1:08.173	88.0	114.6	3:01.477	
3	39.856		47.361	85.2	1:10.090	208.1	217.7	2:37.307		14	1:00.071		46.298	85.8	58.459	85.3	89.3	2:44.828	
4	1:02.060		51.038	67.7	56.888	81.8	111.7	2:49.986		15	34.491		35.480	111.7	40.390	210.5	267.3	1:50.361	
5	35.477		35.880	<u>114.8</u>	42.702	216.9	271.4	1:54.059		16	33.572		34.664	108.5	39.627	218.2	271.4	<u>1:47.863</u>	
6	34.887		36.347	104.4	43.292	215.6	269.3	1:54.526		17	33.850		35.038	103.3	40.166	226.4	277.6	1:49.054	
7	37.682		38.372	112.7	43.589	209.3	266.7	1:59.643		18	<u>33.113</u>		35.383	93.8	39.847	225.0	277.6	1:48.343	
8	35.591		37.081	110.5	Pit In	215.6	271.4	2:08.112		19	33.909		34.558	107.6	<u>39.424</u>	226.4	<u>278.4</u>	1:47.891	
9	Pit Out		35.427	105.3	49.565			3:27.032		20	34.236		<u>34.497</u>	105.2	42.769	<u>227.8</u>	241.6	1:51.502	
10	34.750		35.567	111.0	1:14.469	211.8	262.8	2:24.786		21	34.108		35.931	111.2	39.719	219.5	272.7	1:49.758	
11	1:01.118		59.113	62.5	1:05.983	86.7	106.4	3:06.214		22									

112 BRAS-GOMEZ									PORSCHE 992 CUP										
lap	Sect-1	Speed	Sect-2	Speed	Sect-3	Speed	TopSpeed	laptime	pit	lap	Sect-1	Speed	Sect-2	Speed	Sect-3	Speed	Topspeed	laptime	pit
1		169.5	36.195	116.4	42.278		199.3	1:58.673		12	34.543	183.4	36.298	119.6	43.938	215.6	259.0	1:54.779	
2	35.437	190.1	35.767	115.6	42.807	213.0	258.4	1:54.011		13	36.184	177.6	36.737	117.8	1:22.410	204.5	246.6	2:35.331	
3	35.061	188.8	35.604	112.1	42.199	213.0	259.0	1:52.864		14	1:01.320	75.7	59.963	72.9	1:05.568	89.1	125.6	3:06.851	
4	35.088	187.5	35.220	108.9	42.572	211.8	257.8	1:52.880		15	1:04.832	64.3	55.913	82.5	1:10.184	75.0	106.1	3:10.929	
5	38.180	170.6	50.579	73.5	1:10.624	181.8	198.9	2:39.383		16	1:01.030	87.8	52.846	75.4	1:08.159	97.3	88.1	3:02.035	
6	1:01.955	90.8	51.347	69.5	56.206	81.4	106.7	2:49.508		17	59.759	117.6	46.790	87.4	59.696	83.5	102.8	2:46.245	
7	35.421	189.1	35.321	110.8	41.770	202.2	250.6	1:52.512		18	36.218	180.6	36.282	122.9	Pit In	196.7	250.0	2:01.972	
8	34.573	195.3	34.966	116.9	41.243	214.3	259.0	1:50.782		19	Pit Out	187.5	36.355	101.9	42.093			3:34.000	
9	34.700	<u>200.7</u>	35.085	124.6	41.121	215.6	260.2	1:50.906		20	35.079	182.1	36.408	108.5	41.854	211.8	257.8	1:53.341	
10	<u>34.490</u>	189.8	34.797	117.1	41.135	<u>216.9</u>	<u>260.9</u>	<u>1:50.422</u>		21	34.975	190.5	35.043	103.0	41.437	210.5	257.1	1:51.455	
11	34.816	190.1	<u>34.738</u>	<u>125.4</u>	41.568	215.6	<u>260.9</u>	1:51.122		22	34.799	185.2	35.013	112.4	<u>40.951</u>	214.3	258.4	1:50.763	

113 VINYES-FONT									PORSCHE 992 CUP										
lap	Sect-1	Speed	Sect-2	Speed	Sect-3	Speed	TopSpeed	laptime	pit	lap	Sect-1	Speed	Sect-2	Speed	Sect-3	Speed	Topspeed	laptime	pit
1		175.6	35.051	120.1	40.294		193.5	1:50.869		13	Pit Out	174.2	35.888	103.6	1:17.163			2:57.158	
2	34.001	184.0	<u>34.093</u>	116.5	39.936	215.6	257.1	1:48.030		14	1:01.417	73.9	59.678	70.3	1:05.888	88.9	115.0	3:06.983	
3	33.638	<u>189.8</u>	34.431	113.7	39.781	215.6	257.8	1:47.850		15	1:04.909	67.7	55.442	82.2	1:10.479	88.2	98.1	3:10.830	
4	33.705	182.4	34.267	114.4	<u>39.701</u>	215.6	257.8	1:47.673		16	1:01.623	91.9	51.727	76.7	1:08.521	86.1	103.9	3:01.871	
5	51.293	80.1	56.473	82.7	1:09.056	216.9	194.6	2:56.822		17	59.276	111.1	47.794	99.7	58.290	87.0	102.9	2:45.360	
6	1:01.427	103.1	51.186	87.5	56.059	93.3	98.5	2:48.672		18	35.481	184.0	34.947	<u>124.4</u>	Pit In	192.5	246.6	1:57.334	
7	34.288	<u>189.8</u>	34.429	117.3	39.844	214.3	254.7	1:48.561		19	Pit Out	188.2	34.619	122.3	40.553			3:05.463	
8	33.735	182.7	34.130	111.0	39.751	215.6	257.8	<u>1:47.616</u>		20	34.181	185.6	34.493	107.1	39.884	215.6	255.9	1:48.558	
9	33.594	180.6	34.426	113.6	40.159	<u>218.2</u>	259.0	1:48.179		21	33.897	187.5	35.061	107.1	43.131	216.9	257.8	1:52.089	
10	33.623	183.7	34.334	112.6	40.170	215.6	<u>260.2</u>	1:48.127		22	34.849	185.6	34.202	123.0	40.621	205.7	250.0	1:49.672	
11	<u>33.561</u>	179.1	34.394	109.3	41.675	216.9	<u>260.2</u>	1:49.630		23	34.285	181.5	34.312	120.7	40.227	213.0	255.3	1:48.824	
12	34.338	175.6	34.668	110.3	Pit In	205.7	251.2	1:55.270		24									

114 Hendrik van ZOEST									PORSCHE 991-1 GT3 CUP										
lap	Sect-1	Speed	Sect-2	Speed	Sect-3	Speed	TopSpeed	laptime	pit	lap	Sect-1	Speed	Sect-2	Speed	Sect-3	Speed	Topspeed	laptime	pit
1		172.8	36.280	<u>118.9</u>	42.140		198.2	1:59.662		12	1:20.254	92.2	1:17.225	68.7	Pit In	<u>209.3</u>	255.3	4:11.594	

### Caterham Racing Weekend Autódromo Internacional do Algarve

GT-CET

4 - 7 April 2024

Laps and Sector Times - RACE 1

Autodromo Internacional Algarve - 4652mtr.

2	36.236	<u>185.9</u>	35.913	118.6	42.325	208.1	255.9	1:54.474	13	Pit Out	167.7	38.702	108.1	Pit In		4:07.176	
3	35.898	178.5	35.895	113.3	42.411	208.1	255.9	1:54.204	14	Pit Out	162.2	37.564	108.4	51.374		2:27.912	
4	35.904		36.596	102.5	44.264	206.9	254.1	1:56.764	15	58.759	106.1	53.435	89.4	1:08.214	75.2	140.4	3:00.408
5	43.152	160.5	42.700	76.7	1:10.264	170.6	162.9	2:36.116	16	58.971	82.8	45.098	86.9	1:01.484	71.7	145.9	2:45.553
6	1:00.659	85.2	51.031	66.3	56.170	82.2	128.0	2:47.860	17	36.966	175.6	36.395	116.8	Pit In	198.9	251.2	2:02.380
7	35.850	178.5	<u>35.669</u>	116.4	42.492	206.9	255.3	1:54.011	18	Pit Out	169.0	36.993	111.0	43.093			3:08.750
8	35.779	184.6	36.055	104.0	42.440	<u>209.3</u>	<u>257.1</u>	1:54.274	19	35.984	177.0	37.002	89.4	43.805	205.7	251.7	1:56.791
9	36.094	180.6	36.367	102.3	<u>41.920</u>	204.5	254.1	1:54.381	20	36.035	169.3	36.957	97.3	42.807	206.9	253.5	1:55.799
10	35.419	175.0	35.861	110.7	42.048	<u>209.3</u>	255.3	<u>1:53.328</u>	21	35.650		35.906	109.0	42.791	205.7	254.1	1:54.347
11	<u>35.373</u>	180.9	36.473	103.0	42.410	208.1	255.3	1:54.256	22								

118 FONTES-SILVERO										FERRARI 488 CH EVO									
lap	Sect-1	Speed	Sect-2	Speed	Sect-3	Speed	TopSpeed	laptime	pit	lap	Sect-1	Speed	Sect-2	Speed	Sect-3	Speed	TopSpeed	laptime	pit
1			35.282	117.6	40.527		191.8	1:51.566		12	34.705		34.598	113.4	Pit In	216.9	264.7	1:58.235	
2	33.847		<u>34.467</u>	111.9	40.478	218.2	264.1	1:48.792		13	Pit Out		34.881	116.0	1:17.433			2:53.016	
3	<u>33.781</u>		34.470	112.6	40.382	219.5	261.5	<u>1:48.633</u>		14	1:01.034		58.951	64.1	1:06.245	85.3	105.8	3:06.230	
4	33.917		34.467	108.5	40.377	219.5	262.8	1:48.761		15	1:05.604		54.396	83.9	1:11.512	80.5	93.8	3:11.512	
5	49.750		55.371	78.8	1:09.250	216.9	254.7	2:54.371		16	1:00.514		52.331	93.7	1:08.500	87.2	110.1	3:01.345	
6	1:01.575		51.987	81.1	54.671	93.3	91.1	2:48.233		17	59.972		46.534	82.6	Pit In	85.3	89.1	2:52.185	
7	34.067		34.793	114.3	<u>40.084</u>	219.5	262.1	1:48.944		18	Pit Out		37.622	105.2	44.272			3:38.490	
8	33.934		34.543	<u>119.3</u>	40.475	<u>220.9</u>	264.1	1:48.952		19	36.918		38.166	111.5	45.300	206.9	257.1	2:00.384	
9	33.804		34.751	109.6	40.293	219.5	266.7	1:48.848		20	36.782		38.038	109.0	44.772	204.5	255.3	1:59.592	
10	33.940		34.515	110.1	40.243	219.5	264.7	1:48.698		21	37.464		38.869	107.4	44.297	206.9	257.1	2:00.630	
11	33.925		34.534	114.2	40.727	219.5	<u>268.0</u>	1:49.186		22	36.355		37.306	104.3	44.819	206.9	259.6	1:58.480	

120 GOMEZ-GOMEZ										VORTEX 2.0										
lap	Sect-1	Speed	Sect-2	Speed	Sect-3	Speed	TopSpeed	laptime	pit	lap	Sect-1	Speed	Sect-2	Speed	Sect-3	Speed	TopSpeed	laptime	pit	
1			34.699	119.1	39.385		186.9	1:49.071		13	42.501		1:04.121	71.7	1:27.219	215.6	210.9	3:13.841		
2	33.774		33.696	121.8	39.021	216.9	253.5	1:46.491		14	59.112		1:02.118	74.4	1:05.580	91.8	132.4	3:06.810		
3	33.569		33.533	125.3	39.039	215.6	254.1	1:46.141		15	1:04.566		56.741	82.7	1:09.869	87.8	103.5	3:11.176		
4	33.162		33.405	124.9	<u>38.577</u>	215.6	254.1	1:45.144		16	1:00.327		54.678	73.1	1:06.539	98.9	106.0	3:01.544		
5	56.516		56.508	88.7	1:09.666	218.2	178.5	3:02.690		17	56.221		50.737	100.9	55.883	87.0	119.3	2:42.841		
6	1:01.697		50.618	80.0	56.247	87.8	98.5	2:48.562		18	33.833		33.989	128.4	Pit In	214.3	250.6	1:54.411		
7	33.523		34.196	126.3	38.877	214.3	251.7	1:46.596		19	Pit Out		35.088	109.1	40.848			3:05.670		
8	33.178		33.356	124.7	38.791	218.2	255.3	1:45.325		20	34.510		37.214	108.3	41.598	211.8	251.7	1:53.322		
9	33.469		33.648	122.9	38.845	<u>219.5</u>	257.8	1:45.962		21	35.261		41.288	105.4	44.982	211.8	253.5	2:01.531		
10	33.032		33.431	124.3	38.899	218.2	257.1	1:45.362		22	38.181		38.739	110.8	43.228	205.7	243.2	2:00.148		
11	<u>32.812</u>		33.717	<u>130.0</u>	39.093	<u>219.5</u>	<u>259.6</u>	1:45.622		23	36.208									
12	32.833		<u>33.052</u>	129.8	38.751	216.9	255.9	<u>1:44.636</u>		24			37.695	110.0	42.419	208.1	250.0	1:56.322		

123 SANABRIA-BRISO										PORSCHE 992 C UP										
lap	Sect-1	Speed	Sect-2	Speed	Sect-3	Speed	TopSpeed	laptime	pit	lap	Sect-1	Speed	Sect-2	Speed	Sect-3	Speed	TopSpeed	laptime	pit	
1		157.4	36.762	110.8	42.275		194.2	2:00.862		7	35.605	171.4	35.970	112.1	42.286	209.3	257.1	1:53.861		
2	36.123	170.3	<u>35.851</u>	<u>113.4</u>	<u>42.092</u>	209.3	250.6	1:54.066		8	35.575	164.4	36.030	113.1	42.418	211.8	258.4	1:54.023		
3	35.724	165.6	36.381	110.1	42.413	211.8	258.4	1:54.518		9	36.292	174.8	36.228	100.9	42.125	209.3	254.7	1:54.645		
4	35.391	<u>175.3</u>	36.571	104.8	44.604	209.3	257.1	1:56.566		10	<u>34.975</u>	172.5	36.035	109.2	42.334	210.5	257.8	<u>1:53.344</u>		
5	43.212	151.3	42.642	71.3	1:10.080	169.8	166.7	2:35.934		11	35.145	173.1								
6	1:01.072	83.3	50.695	64.9	56.193	73.3	118.2	2:47.960		12			36.294	97.4	42.286	210.5	257.8	1:53.725		





## Caterham Racing Weekend

### Autódromo Internacional do Algarve

GT-CET

4 - 7 April 2024

Laps and Sector Times - RACE 1

Autodromo Internacional Algarve - 4652mtr.

11	34.101	190.8	34.742	110.9	Pit In	213.0	257.1	1:56.216	23	35.255	188.8	34.899	114.3	40.616	213.0	258.4	1:50.770
12	Pit Out	124.1	1:03.211	66.2	1:26.695			4:28.838	24								

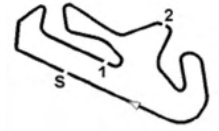
150 RAMOS-CARVALHO										ASTON MARTIN VANTAGE									
lap	Sect-1	Speed	Sect-2	Speed	Sect-3	Speed	TopSpeed	laptime	pit	lap	Sect-1	Speed	Sect-2	Speed	Sect-3	Speed	Topspeed	laptime	pit
1		<u>153.6</u>	38.769	116.3	43.619		189.5	2:05.918		12	36.781		37.099	108.1	59.266	196.7	235.3	2:13.146	
2	38.438		37.733	111.8	43.753	194.6	233.8	1:59.924		13	59.031	76.8	58.376	60.8	1:06.577	82.8	106.7	3:03.984	
3	37.875		38.392	108.0	43.824	193.5	233.3	2:00.091		14	1:06.207	56.8	53.841	72.0	1:11.539	81.6	86.5	3:11.587	
4	37.554		37.512	108.1	45.486	195.7	234.8	2:00.552		15	1:00.142		53.085	73.7	1:08.380	74.1	118.2	3:01.607	
5	39.387	149.2	38.982	102.2	1:01.632	185.6	206.1	2:20.001		16	59.281	79.6	45.591	76.0	1:00.503	81.1	113.9	2:45.375	
6	1:00.910	63.6	49.779	64.3	57.202	73.2	147.3	2:47.891		17	36.375		36.497	116.6	43.844	186.5	230.8	1:56.716	
7	37.157		36.963	108.7	43.296	196.7	236.8	1:57.416		18	36.901		<u>36.383</u>	113.6	42.220	196.7	233.3	1:55.504	
8	36.748		36.948	113.7	42.911	195.7	236.8	1:56.607		19	36.391		36.944	101.5	42.194	196.7	236.3	1:55.529	
9	36.742		37.135	114.6	44.939	196.7	237.9	1:58.816		20	<u>35.880</u>		36.761	109.6	<u>41.979</u>	198.9	238.9	1:54.620	
10	37.322		36.790	110.8	Pit In	193.5	234.8	2:04.583		21	36.510	152.5	37.584	113.3	42.189	200.0	<u>239.5</u>	1:56.283	
11	Pit Out		38.044	<u>116.8</u>	42.848			3:37.304		22	35.954		36.451	111.2	42.167	197.8	237.9	<u>1:54.572</u>	

166 CAETANO-POSSER										PORSCHE 991.2 GT3 CUP									
lap	Sect-1	Speed	Sect-2	Speed	Sect-3	Speed	TopSpeed	laptime	pit	lap	Sect-1	Speed	Sect-2	Speed	Sect-3	Speed	Topspeed	laptime	pit
1			37.945	105.4	42.825		198.9	2:06.521		12	37.573	159.3	38.111	102.3	48.891	214.3	255.9	2:04.575	
2	36.312		36.918	104.3	42.616	210.5	244.3	1:55.846		13	38.274		37.190	99.4	58.004	182.7	214.3	2:13.468	
3	35.766		36.274	101.9	41.854	209.3	255.3	1:53.894		14	1:00.871		59.213	57.7	1:06.213	84.3	107.9	3:06.297	
4	35.595	173.9	36.191	103.2	42.296	210.5	259.0	1:54.082		15	1:05.622	62.2	54.120	82.1	1:11.809	78.3	85.2	3:11.551	
5	39.592	145.2	42.567	68.9	1:10.236	209.3	222.2	2:32.395		16	1:00.321	97.6	52.586	85.4	1:08.231	83.3	125.7	3:01.138	
6	1:01.054	81.3	50.619	66.3	55.957	72.9	116.6	2:47.630		17	1:00.075		45.891	83.9	Pit In	83.1	89.8	2:53.840	
7	35.727		36.066	<u>115.6</u>	41.947	211.8	252.9	1:53.740		18	Pit Out	177.0	36.005	111.0	41.885			3:24.867	
8	35.627	163.9	36.552	106.3	42.069	211.8	250.0	1:54.248		19	35.326		36.479	102.7	42.629	211.8	259.0	1:54.434	
9	37.109		36.609	102.4	41.934	211.8	250.6	1:55.652		20	35.294		35.587	105.1	41.257	214.3	260.2	1:52.138	
10	35.049		36.117	106.2	41.594	210.5	260.9	1:52.760		21	35.779	<u>178.5</u>	<u>35.092</u>	113.1	41.262	214.3	261.5	1:52.133	
11	34.917		36.292	105.3	42.163	211.8	260.9	1:53.372		22	<u>34.719</u>		35.615	107.7	<u>40.722</u>	<u>216.9</u>	<u>263.4</u>	<u>1:51.056</u>	

181 MAREK-GUITIERREZ AGÜI										MCLAREN ARTURA GT4									
lap	Sect-1	Speed	Sect-2	Speed	Sect-3	Speed	TopSpeed	laptime	pit	lap	Sect-1	Speed	Sect-2	Speed	Sect-3	Speed	Topspeed	laptime	pit
1			37.908		44.572		182.7	2:08.871		12	Pit Out		37.666		58.461			3:55.711	
2	37.395		36.860		43.313	189.5	225.5	1:57.568		13	59.060		58.913		1:06.099	80.7	102.3	3:04.072	
3	37.375		37.307		43.554	195.7	<u>237.9</u>	1:58.236		14	1:06.176		54.398		1:11.171	80.7	85.9	3:11.745	
4	37.012		38.369		45.739	196.7	233.3	2:01.120		15	1:00.446		52.985		1:07.957	76.6	133.2	3:01.388	
5	39.311		38.974		1:00.958	187.5	209.7	2:19.243		16	59.704		45.746		1:00.691	76.6	104.3	2:46.141	
6	1:01.324		49.594		57.697	67.8	146.9	2:48.615		17	36.279		36.470		44.263	186.5	232.8	1:57.012	
7	36.451		37.169		43.334	197.8	235.8	1:56.954		18	36.165		36.316		42.189	197.8	235.3	1:54.670	
8	36.328		37.328		43.020	197.8	236.3	1:56.676		19	35.584		38.147		<u>42.133</u>	<u>200.0</u>	234.3	1:55.864	
9	36.424		37.526		43.249	196.7	235.8	1:57.199		20	<u>35.522</u>		<u>36.227</u>		42.290	<u>200.0</u>	235.8	<u>1:54.039</u>	
10	36.487		37.210		43.382	196.7	235.3	1:57.079		21	36.646		37.217		42.568	196.7		1:56.431	
11	36.631		37.816		Pit In	196.7	234.8	2:03.924		22	36.394		36.501		42.326	198.9	230.8	1:55.221	

191 Jean-Roch PIAT										PORSCHE 991.1 GT3 CUP									
lap	Sect-1	Speed	Sect-2	Speed	Sect-3	Speed	TopSpeed	laptime	pit	lap	Sect-1	Speed	Sect-2	Speed	Sect-3	Speed	Topspeed	laptime	pit
1		141.4	39.234	95.8	44.223		188.2	2:10.628		12	42.939	74.8	1:11.199	75.6	Pit In	205.7	251.2	2:53.875	
2	40.035	146.3	38.157	96.0	43.489	<u>208.1</u>	254.1	2:01.681		13	Pit Out	141.5	49.290	62.9	1:06.275			4:04.101	
3	37.821	178.8	38.106	92.0	43.436	206.9	226.9	1:59.363		14	1:06.321	56.0	53.508	71.0	1:11.985	89.8	83.4	3:11.814	
4	36.969	182.1	38.353	93.3	43.851	206.9	253.5	1:59.173		15	1:00.265	92.8	52.518	73.4	1:08.600	80.7	120.4	3:01.383	





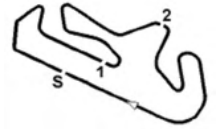
## Caterham Racing Weekend

### Autódromo Internacional do Algarve

GT-CET  
Laptimes - RACE 1

4 - 7 April 2024  
Autodromo Internacional Algarve - 4652mtr.

Nbr	Name	Laps	lap	Lap ..1	Lap ..2	Lap ..3	Lap ..4	Lap ..5	Lap ..6	Lap ..7	Lap ..8	Lap ..9	Lap ..0
135	MARTINS-SVEPES	23	1 - 10	1:50.265	1:47.823	1:47.758	1:47.755	2:56.637	2:49.249	1:48.055	1:47.808	1:48.501	1:48.047
			11 - 20	1:55.171	3:54.769	2:31.468	2:17.512	2:33.351	3:00.888	2:47.622	1:50.099	1:47.458	1:47.258
			21 - 30	1:46.541	1:47.791	1:47.182							
113	VINYES-FONT	23	1 - 10	1:50.869	1:48.030	1:47.850	1:47.673	2:56.822	2:48.672	1:48.561	1:47.616	1:48.179	1:48.127
			11 - 20	1:49.630	1:55.270	2:57.158	3:06.983	3:10.830	3:01.871	2:45.360	1:57.334	3:05.463	1:48.558
			21 - 30	1:52.089	1:49.672	1:48.824							
199	José BARROS	23	1 - 10	1:52.263	1:49.013	1:48.431	1:48.735	2:54.705	2:48.454	1:48.977	1:48.210	1:49.015	1:48.844
			11 - 20	1:48.746	1:51.123	2:55.062	3:06.867	3:10.395	3:02.388	2:44.147	2:03.394	3:06.381	1:48.651
			21 - 30	1:50.730	1:50.213	1:48.245							
120	GOMEZ-GOMEZ	23	1 - 10	1:49.071	1:46.491	1:46.141	1:45.144	3:02.690	2:48.562	1:46.596	1:45.325	1:45.962	1:45.362
			11 - 20	1:45.622	1:44.636	3:13.841	3:06.810	3:11.176	3:01.544	2:42.841	1:54.411	3:05.670	1:53.322
			21 - 30	2:01.531	2:00.148	1:56.322							
140	MA RREIROS-MA RREIROS	23	1 - 10	1:55.957	1:50.951	1:50.084	1:50.609	2:46.246	2:48.779	1:50.257	1:49.281	1:49.227	1:49.293
			11 - 20	1:56.216	4:28.838	3:07.433	3:10.884	3:01.359	2:43.799	1:49.580	1:49.263	1:50.740	1:48.949
			21 - 30	1:48.431	1:54.564	1:50.770							
136	MOLEIRO-CRUZ	23	1 - 10	1:55.527	1:51.681	1:51.731	1:55.106	2:40.319	2:49.260	1:51.571	1:51.192	1:51.230	1:50.819
			11 - 20	1:58.586	4:23.562	3:06.967	3:10.054	3:02.365	2:44.937	1:52.443	1:50.650	1:49.044	1:48.796
			21 - 30	1:48.315	1:49.804	1:50.827							
166	CAETANO-POSSER	22	1 - 10	2:06.521	1:55.846	1:53.894	1:54.082	2:32.395	2:47.630	1:53.740	1:54.248	1:55.652	1:52.760
			11 - 20	1:53.372	2:04.575	2:13.468	3:06.297	3:11.551	3:01.138	2:53.840	3:24.867	1:54.434	1:52.138
			21 - 30	1:52.133	1:51.056								
112	BRAS-GOMEZ	22	1 - 10	1:58.673	1:54.011	1:52.864	1:52.880	2:39.383	2:49.508	1:52.512	1:50.782	1:50.906	1:50.422
			11 - 20	1:51.122	1:54.779	2:35.331	3:06.851	3:10.929	3:02.035	2:46.245	2:01.972	3:34.000	1:53.341
			21 - 30	1:51.455	1:50.763								
701	Patrick L. BAY	22	1 - 10	1:58.909	1:52.635	1:49.255	1:54.315	2:40.403	2:48.378	1:49.288	1:49.159	1:49.836	1:48.738
			11 - 20	1:56.539	4:29.864	3:08.289	3:10.604	3:01.010	2:47.392	1:56.748	1:56.608	1:58.592	1:54.311
			21 - 30	1:53.512	1:54.307								
181	MA REK-GUITIERREZ AGÜI	22	1 - 10	2:08.871	1:57.568	1:58.236	2:01.120	2:19.243	2:48.615	1:56.954	1:56.676	1:57.199	1:57.079
			11 - 20	2:03.924	3:55.711	3:04.072	3:11.745	3:01.388	2:46.141	1:57.012	1:54.670	1:55.864	1:54.039
			21 - 30	1:56.431	1:55.221								
150	RAMOS-CARVALHO	22	1 - 10	2:05.918	1:59.924	2:00.091	2:00.552	2:20.001	2:47.891	1:57.416	1:56.607	1:58.816	2:04.583
			11 - 20	3:37.304	2:13.146	3:03.984	3:11.587	3:01.607	2:45.375	1:56.716	1:55.504	1:55.529	1:54.620
			21 - 30	1:56.283	1:54.572								
118	FONTES-SILV ERO	22	1 - 10	1:51.566	1:48.792	1:48.633	1:48.761	2:54.371	2:48.233	1:48.944	1:48.952	1:48.848	1:48.698
			11 - 20	1:49.186	1:58.235	2:53.016	3:06.230	3:11.512	3:01.345	2:52.185	3:38.490	2:00.384	1:59.592
			21 - 30	2:00.630	1:58.480								
415	Jeremy FALIGAND	22	1 - 10	1:57.491	1:52.578	1:51.859	1:54.291	2:40.394	2:48.737	1:51.193	1:50.728	1:51.311	1:56.886
			11 - 20	3:05.052	3:09.710	3:06.950	3:09.747	3:02.119	2:45.748	2:37.527	1:52.148	1:52.587	1:51.085
			21 - 30	1:51.326	1:50.942								
110	PLAZIO GOMEZ-PLAZIO GOMEZ	22	1 - 10	2:10.627	2:00.773	2:01.208	2:03.645	2:12.196	2:49.216	1:59.379	1:58.383	1:58.606	1:57.932
			11 - 20	1:58.995	2:48.612	2:29.902	2:18.153	2:34.822	3:01.053	2:46.301	2:09.605	3:37.210	2:04.110
			21 - 30	2:04.102	2:02.612								
40	Jose Palomar MAROTO	22	1 - 10	2:17.296	2:09.936	2:07.886	2:13.586	2:13.318	2:18.230	2:08.831	2:07.232	2:07.139	2:13.352
			11 - 20	4:04.123	2:31.537	2:17.864	2:33.043	3:00.807	2:48.335	2:07.869	2:07.656	2:07.468	2:09.750
			21 - 30	2:11.583	2:08.069								
66	PUITGMAL-NA OUR	22	1 - 10	2:17.023	2:12.268	2:10.184	2:12.500	2:19.721	2:13.463	2:08.458	2:08.525	2:08.730	2:17.610



## Caterham Racing Weekend

Autódromo Internacional do Algarve

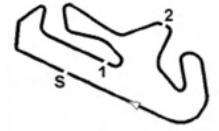
GT-CET

Laptimes - RACE 1

4 - 7 April 2024

Autodromo Internacional Algarve - 4652mtr.

Nbr	Name	Laps	lap	Lap ..1	Lap ..2	Lap ..3	Lap ..4	Lap ..5	Lap ..6	Lap ..7	Lap ..8	Lap ..9	Lap ..0
			11 - 20	4:34.193	2:35.002	2:09.074	2:09.542	2:50.763	2:47.297	2:09.591	2:07.056	2:06.288	2:09.148
			21 - 30	2:09.545	2:09.102								
114	Hendrik van ZOEST	21	1 - 10	1:59.662	1:54.474	1:54.204	1:56.764	2:36.116	2:47.860	1:54.011	1:54.274	1:54.381	1:53.328
			11 - 20	1:54.256	4:11.594	4:07.176	2:27.912	3:00.408	2:45.553	2:02.380	3:08.750	1:56.791	1:55.799
			21 - 30	1:54.347									
111	YEREGUI-CARRETERO	21	1 - 10	2:29.376	5:12.062	2:37.307	2:49.986	1:54.059	1:54.526	1:59.643	2:08.112	3:27.032	2:24.786
			11 - 20	3:06.214	3:11.558	3:01.477	2:44.828	1:50.361	1:47.863	1:49.054	1:48.343	1:47.891	1:51.502
			21 - 30	1:49.758									
191	Jean-Roch PIAT	21	1 - 10	2:10.628	2:01.681	1:59.363	1:59.173	2:16.737	2:49.439	1:58.892	1:59.074	1:57.566	1:58.291
			11 - 20	1:58.488	2:53.875	4:04.101	3:11.814	3:01.383	2:45.594	2:02.311	3:09.913	3:28.030	2:01.652
			21 - 30	2:07.310									
9	ALBORS-LOPEZ	21	1 - 10	2:18.753	2:11.860	2:11.079	2:11.403	2:19.045	2:14.108	2:09.593	2:08.653	2:08.878	2:17.982
			11 - 20	4:34.411	3:08.714	3:10.498	3:01.019	2:47.987	2:11.724	2:10.677	2:14.060	2:14.092	2:10.090
			21 - 30	2:09.509									
36	ALVAREZ-SANTOS	20	1 - 10	2:18.852	2:10.810	2:09.287	2:10.841	2:13.262	2:17.588	2:06.121	2:06.121	2:07.970	2:08.941
			11 - 20	2:11.995	2:50.645	3:06.754	3:10.618	3:02.365	2:47.295	2:18.892	4:18.156	2:11.461	2:11.485
23	CARAYOL-GOMEZ	18	1 - 10	2:16.823	2:11.739	2:09.953	2:12.730	2:21.332	10:48.689	2:18.754	3:40.605	2:11.075	3:08.533
			11 - 20	3:01.254	2:46.601	2:08.520	2:08.318	2:07.548	2:12.050	2:10.906	2:08.949		
6	CANIZA RES-MENKES	13	1 - 10	3:36.966	7:36.737	2:13.115	2:01.781	2:00.828	1:59.857	2:07.828	4:21.874	2:30.033	2:18.198
			11 - 20	2:34.230	3:01.194	2:46.109							
20	AIZPURUA-GOMEZ	12	1 - 10	2:22.875	2:15.728	2:16.071	2:17.446	2:17.247	2:41.515	2:14.925	2:55.066	5:27.665	7:51.055
			11 - 20	4:34.191	2:17.066								
123	SANABRIA-BRIOSO	11	1 - 10	2:00.862	1:54.066	1:54.518	1:56.566	2:35.934	2:47.960	1:53.861	1:54.023	1:54.645	1:53.344
			11 - 20	1:53.725									
133	SANTOS AVALLE-KRISTENSEN	11	1 - 10	2:04.338	1:57.658	1:57.240	1:59.033	2:25.814	2:47.502	1:56.278	1:55.874	1:56.501	1:56.368
			11 - 20	1:56.104									
100	SILVERO-GONZALEZ	1	1 - 10	2:21.901									
15	GOROSTIZA-CHILLIDA	1	1 - 10	3:35.230									



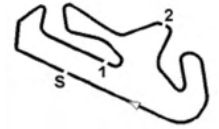
## Caterham Racing Weekend

### Autódromo Internacional do Algarve

GT-CET  
Laptimes - RACE 1

4 - 7 April 2024  
Autodromo Internacional Algarve - 4652mtr.

Nbr	Name	Laps	lap	Lap ..1	Lap ..2	Lap ..3	Lap ..4	Lap ..5	Lap ..6	Lap ..7	Lap ..8	Lap ..9	Lap ..0
135	MARTINS-SVEPES	23	1 - 10	1:50.265	1:47.823	1:47.758	1:47.755	2:56.637	2:49.249	1:48.055	1:47.808	1:48.501	1:48.047
			11 - 20	1:55.171	3:54.769	2:31.468	2:17.512	2:33.351	3:00.888	2:47.622	1:50.099	1:47.458	1:47.258
			21 - 30	1:46.541	1:47.791	1:47.182							
113	VINYES-FONT	23	1 - 10	1:50.869	1:48.030	1:47.850	1:47.673	2:56.822	2:48.672	1:48.561	1:47.616	1:48.179	1:48.127
			11 - 20	1:49.630	1:55.270	2:57.158	3:06.983	3:10.830	3:01.871	2:45.360	1:57.334	3:05.463	1:48.558
			21 - 30	1:52.089	1:49.672	1:48.824							
199	José BARROS	23	1 - 10	1:52.263	1:49.013	1:48.431	1:48.735	2:54.705	2:48.454	1:48.977	1:48.210	1:49.015	1:48.844
			11 - 20	1:48.746	1:51.123	2:55.062	3:06.867	3:10.395	3:02.388	2:44.147	2:03.394	3:06.381	1:48.651
			21 - 30	1:50.730	1:50.213	1:48.245							
120	GOMEZ-GOMEZ	23	1 - 10	1:49.071	1:46.491	1:46.141	1:45.144	3:02.690	2:48.562	1:46.596	1:45.325	1:45.962	1:45.362
			11 - 20	1:45.622	1:44.636	3:13.841	3:06.810	3:11.176	3:01.544	2:42.841	1:54.411	3:05.670	1:53.322
			21 - 30	2:01.531	2:00.148	1:56.322							
140	MA RREIROS-MA RREIROS	23	1 - 10	1:55.957	1:50.951	1:50.084	1:50.609	2:46.246	2:48.779	1:50.257	1:49.281	1:49.227	1:49.293
			11 - 20	1:56.216	4:28.838	3:07.433	3:10.884	3:01.359	2:43.799	1:49.580	1:49.263	1:50.740	1:48.949
			21 - 30	1:48.431	1:54.564	1:50.770							
136	MOLEIRO-CRUZ	23	1 - 10	1:55.527	1:51.681	1:51.731	1:55.106	2:40.319	2:49.260	1:51.571	1:51.192	1:51.230	1:50.819
			11 - 20	1:58.586	4:23.562	3:06.967	3:10.054	3:02.365	2:44.937	1:52.443	1:50.650	1:49.044	1:48.796
			21 - 30	1:48.315	1:49.804	1:50.827							
166	CAETANO-POSSER	22	1 - 10	2:06.521	1:55.846	1:53.894	1:54.082	2:32.395	2:47.630	1:53.740	1:54.248	1:55.652	1:52.760
			11 - 20	1:53.372	2:04.575	2:13.468	3:06.297	3:11.551	3:01.138	2:53.840	3:24.867	1:54.434	1:52.138
			21 - 30	1:52.133	1:51.056								
112	BRAS-GOMEZ	22	1 - 10	1:58.673	1:54.011	1:52.864	1:52.880	2:39.383	2:49.508	1:52.512	1:50.782	1:50.906	1:50.422
			11 - 20	1:51.122	1:54.779	2:35.331	3:06.851	3:10.929	3:02.035	2:46.245	2:01.972	3:34.000	1:53.341
			21 - 30	1:51.455	1:50.763								
701	Patrick L. BAY	22	1 - 10	1:58.909	1:52.635	1:49.255	1:54.315	2:40.403	2:48.378	1:49.288	1:49.159	1:49.836	1:48.738
			11 - 20	1:56.539	4:29.864	3:08.289	3:10.604	3:01.010	2:47.392	1:56.748	1:56.608	1:58.592	1:54.311
			21 - 30	1:53.512	1:54.307								
181	MA REK-GUITIERREZ AGÜI	22	1 - 10	2:08.871	1:57.568	1:58.236	2:01.120	2:19.243	2:48.615	1:56.954	1:56.676	1:57.199	1:57.079
			11 - 20	2:03.924	3:55.711	3:04.072	3:11.745	3:01.388	2:46.141	1:57.012	1:54.670	1:55.864	1:54.039
			21 - 30	1:56.431	1:55.221								
150	RAMOS-CARVALHO	22	1 - 10	2:05.918	1:59.924	2:00.091	2:00.552	2:20.001	2:47.891	1:57.416	1:56.607	1:58.816	2:04.583
			11 - 20	3:37.304	2:13.146	3:03.984	3:11.587	3:01.607	2:45.375	1:56.716	1:55.504	1:55.529	1:54.620
			21 - 30	1:56.283	1:54.572								
118	FONTES-SILV ERO	22	1 - 10	1:51.566	1:48.792	1:48.633	1:48.761	2:54.371	2:48.233	1:48.944	1:48.952	1:48.848	1:48.698
			11 - 20	1:49.186	1:58.235	2:53.016	3:06.230	3:11.512	3:01.345	2:52.185	3:38.490	2:00.384	1:59.592
			21 - 30	2:00.630	1:58.480								
415	Jeremy FALIGAND	22	1 - 10	1:57.491	1:52.578	1:51.859	1:54.291	2:40.394	2:48.737	1:51.193	1:50.728	1:51.311	1:56.886
			11 - 20	3:05.052	3:09.710	3:06.950	3:09.747	3:02.119	2:45.748	2:37.527	1:52.148	1:52.587	1:51.085
			21 - 30	1:51.326	1:50.942								
110	PLAZIO GOMEZ-PLAZIO GOMEZ	22	1 - 10	2:10.627	2:00.773	2:01.208	2:03.645	2:12.196	2:49.216	1:59.379	1:58.383	1:58.606	1:57.932
			11 - 20	1:58.995	2:48.612	2:29.902	2:18.153	2:34.822	3:01.053	2:46.301	2:09.605	3:37.210	2:04.110
			21 - 30	2:04.102	2:02.612								
40	Jose Palomar MAROTO	22	1 - 10	2:17.296	2:09.936	2:07.886	2:13.586	2:13.318	2:18.230	2:08.831	2:07.232	2:07.139	2:13.352
			11 - 20	4:04.123	2:31.537	2:17.864	2:33.043	3:00.807	2:48.335	2:07.869	2:07.656	2:07.468	2:09.750
			21 - 30	2:11.583	2:08.069								
66	PUITGMAL-NA OUR	22	1 - 10	2:17.023	2:12.268	2:10.184	2:12.500	2:19.721	2:13.463	2:08.458	2:08.525	2:08.730	2:17.610



## Caterham Racing Weekend

Autódromo Internacional do Algarve

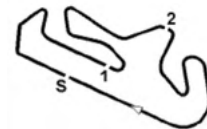
GT-CET

Laptimes - RACE 1

4 - 7 April 2024

Autodromo Internacional Algarve - 4652mtr.

Nbr	Name	Laps	lap	Lap ..1	Lap ..2	Lap ..3	Lap ..4	Lap ..5	Lap ..6	Lap ..7	Lap ..8	Lap ..9	Lap ..0
			11 - 20	4:34.193	2:35.002	2:09.074	2:09.542	2:50.763	2:47.297	2:09.591	2:07.056	2:06.288	2:09.148
			21 - 30	2:09.545	2:09.102								
114	Hendrik van ZOEST	21	1 - 10	1:59.662	1:54.474	1:54.204	1:56.764	2:36.116	2:47.860	1:54.011	1:54.274	1:54.381	1:53.328
			11 - 20	1:54.256	4:11.594	4:07.176	2:27.912	3:00.408	2:45.553	2:02.380	3:08.750	1:56.791	1:55.799
			21 - 30	1:54.347									
111	YEREGUI-CARRETERO	21	1 - 10	2:29.376	5:12.062	2:37.307	2:49.986	1:54.059	1:54.526	1:59.643	2:08.112	3:27.032	2:24.786
			11 - 20	3:06.214	3:11.558	3:01.477	2:44.828	1:50.361	1:47.863	1:49.054	1:48.343	1:47.891	1:51.502
			21 - 30	1:49.758									
191	Jean-Roch PIAT	21	1 - 10	2:10.628	2:01.681	1:59.363	1:59.173	2:16.737	2:49.439	1:58.892	1:59.074	1:57.566	1:58.291
			11 - 20	1:58.488	2:53.875	4:04.101	3:11.814	3:01.383	2:45.594	2:02.311	3:09.913	3:28.030	2:01.652
			21 - 30	2:07.310									
9	ALBORS-LOPEZ	21	1 - 10	2:18.753	2:11.860	2:11.079	2:11.403	2:19.045	2:14.108	2:09.593	2:08.653	2:08.878	2:17.982
			11 - 20	4:34.411	3:08.714	3:10.498	3:01.019	2:47.987	2:11.724	2:10.677	2:14.060	2:14.092	2:10.090
			21 - 30	2:09.509									
36	ALVAREZ-SANTOS	20	1 - 10	2:18.852	2:10.810	2:09.287	2:10.841	2:13.262	2:17.588	2:06.121	2:06.121	2:07.970	2:08.941
			11 - 20	2:11.995	2:50.645	3:06.754	3:10.618	3:02.365	2:47.295	2:18.892	4:18.156	2:11.461	2:11.485
23	CARAYOL-GOMEZ	18	1 - 10	2:16.823	2:11.739	2:09.953	2:12.730	2:21.332	10:48.689	2:18.754	3:40.605	2:11.075	3:08.533
			11 - 20	3:01.254	2:46.601	2:08.520	2:08.318	2:07.548	2:12.050	2:10.906	2:08.949		
6	CANIZA RES-MENKES	13	1 - 10	3:36.966	7:36.737	2:13.115	2:01.781	2:00.828	1:59.857	2:07.828	4:21.874	2:30.033	2:18.198
			11 - 20	2:34.230	3:01.194	2:46.109							
20	AIZPURUA-GOMEZ	12	1 - 10	2:22.875	2:15.728	2:16.071	2:17.446	2:17.247	2:41.515	2:14.925	2:55.066	5:27.665	7:51.055
			11 - 20	4:34.191	2:17.066								
123	SANABRIA-BRIOSO	11	1 - 10	2:00.862	1:54.066	1:54.518	1:56.566	2:35.934	2:47.960	1:53.861	1:54.023	1:54.645	1:53.344
			11 - 20	1:53.725									
133	SANTOS AVALLE-KRISTENSEN	11	1 - 10	2:04.338	1:57.658	1:57.240	1:59.033	2:25.814	2:47.502	1:56.278	1:55.874	1:56.501	1:56.368
			11 - 20	1:56.104									
100	SILVERO-GONZALEZ	1	1 - 10	2:21.901									
15	GOROSTIZA-CHILLIDA	1	1 - 10	3:35.230									



## Caterham Racing Weekend

Autódromo Internacional do Algarve

GT-CET

4 - 7 April 2024

Final result per class RACE 1 - AMENDED

Autodromo Internacional Algarve - 4652mtr.

### D1

Pos	Nbr	Name / Entrant	Car	Gap	Diff	Total time	Fastest	In
1	36	ALVAREZ-SANTOS UC AV RACING	SEAT LEON SUPERCOPA MK2	-- 20 laps --		49:59.459	2:06.121	7

[Not Classified] Classification limit (70% of 23 Laps) = 16 Laps

DNC	6	CANIZARES-MENKES RX PRO RACING	PEUGEOT 308 RACING CUP	-- 13 laps --		39:08.750	1:59.857	6
DNC	15	GOROSTIZA-C HILLIDA LURAUTO K.K.	BMW M2 CS RACING	-- 1 laps --		3:35.230		

### D3

Pos	Nbr	Name / Entrant	Car	Gap	Diff	Total time	Fastest	In
1	40	Jose Palomar MAROTO MOTOR CLUB SABADELL	RENAULT CLIO CUP IV	-- 22 laps --		52:04.978	2:07.139	9
2	66	PUITGMAL-NAOUR MOTOR CLUB SABADELL	RENAULT CLIO CUP IV	0.105	0.105	52:05.083	2:06.288	19
3	9	ALBORS-LOPEZ BALBOR MOTORSPORT C.A.	RENAULT CLIO CUP IV	-- 21 laps --		52:04.501	2:08.653	8
4	23	CARAYOL-GOMEZ RX PRO RACING	RENAULT CLIO CUP IV	-- 17 laps --		52:04.711	2:07.548	15

### D4

Pos	Nbr	Name / Entrant	Car	Gap	Diff	Total time	Fastest	In
[Not Classified]	Classification limit (70% of 23 Laps) = 16 Laps							
DNC	20	Jose A. Gutierrez GOMEZ CHEFO SPORT	RENAULT CLIO CUP V	-- 11 laps --	3:09.871	39:31.690	2:14.925	7

### GPX

Pos	Nbr	Name / Entrant	Car	Gap	Diff	Total time	Fastest	In
1	120	GOMEZ-GOMEZ ARNAUD GOMEZ	VORTEX 2.0	-- 23 laps --		51:39.218	1:44.636	12
2	701	Patrick L. BAY ESCUDERIA BAIX EMPORDÀ	VORTEX 1.0	-- 22 laps --		50:53.692	1:48.738	10
3	118	FONTES-SILVERO ESCUDERIA FARAON	FERRARI 488 CH EVO	-- 21 laps --		50:45.083	1:48.633	3
4	111	YEREGUI-CARRETERO CD DAGO	AUDI RO	1:00.654	1:00.654	51:45.738	1:47.863	16

### GT Cup


Pos	Nbr	Name / Entrant	Car	Gap	Diff	Total time	Fastest	In
1	135	MARTINS-SVEPES RACAR MOTORSPORT	PORSCHE 992 GT3 CUP	-- 23 laps --		49:59.008	1:46.541	21
2	113	VINYES-FONT BAPORO MOTORSPORT	PORSCHE 992 CUP	1:22.433	1:22.433	51:21.441	1:47.616	8
3	199	José BARROS VELOSO MOTORSPORT	PORSCHE 991.2 GT3 CUP	1:23.981	1.548	51:22.989	1:48.210	8
4	140	MARREIROS-MARREIROS VELOSO MOTORSPORT	PORSCHE 992 GT3 CUP	1:42.502	18.521	51:41.510	1:48.431	21

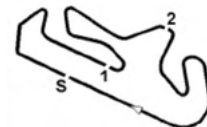
Fastest time : 1:44.636 in lap 12 by nbr. 120 : GOMEZ-GOMEZ (VORTEX2.0)

Publication-time

Results: <https://livetiming.raceresults.nu/autodromodoalgarve>

Timekeeping by :

Timekeeper  Luis Mesquita	Race Director	Steward	Steward	Steward
---	---------------	---------	---------	---------



## Caterham Racing Weekend

Autódromo Internacional do Algarve

GT-CET

4 - 7 April 2024

Final result per class RACE 1 - AMENDED

Autodromo Internacional Algarve - 4652mtr.

5	136	MOLEIRO-CRUZ RACAR MOTORSPORT	PORSCHE 992 GT3 CUP	1:45.778	3.276	51:44.786	1:48.315	21
6	112	BRAS-GOMEZ ESCUDERIA FARAON	PORSCHE 992 CUP	-- 22 laps --		50:10.764	1:50.422	10
7	415	Jeremy FALIGAND FALIGAND JEREMY	PORSCHE CUP 992	39.645	39.645	50:50.409	1:50.728	8
8	166	CAETANO-POSSER VELOSO MOTORSPORT	PORSCHE 991.2 GT3 CUP	-- 21 laps --		50:05.637	1:51.056	22
9	114	Hendrik van ZOEST SKUALO COMPETICIÓN	PORSCHE 991-1 GT3 CUP	4.402	4.402	50:10.040	1:53.328	10
10	191	Jean-Roch PIAT VELOSO MOTORSPORT	PORSCHE 991.1 GT3 CUP	1:49.677	1:45.275	51:55.315	1:57.566	9
<b>Not Classified</b> Classification limit (70% of 23 Laps) = 16 Laps								
DNC	123	SANABRIA-BRIOSO ESCUDERIA FARAON	PORSCHE 992 CUP	-- 11 laps --		22:39.504	1:53.344	10
DNC	100	SILVERO-GONZALEZ ESCUDERIA FARAON	PORSCHE 992 CUP	-- 1 laps --		2:21.901		

## GT4

Pos	Nbr	Name / Entrant	Car	Gap	Diff	Total time	Fastest	In
1	181	MAREK-GUITIERREZ AGÜI ESCUDERIA BAIX EMPORDÀ	MCLAREN ARTURA GT4	-- 22 laps --		50:37.779	1:54.039	20
2	150	RAMOS-CARVALHO Álvaro RAMOS	ASTON MARTIN VANTAGE	0.247	0.247	50:38.026	1:54.572	22
3	110	PLAZIO GOMEZ-PLAZIO GOMEZ CHEFO SPORT	LIGIER JS2R	29.663	29.416	51:07.442	1:57.932	10
<b>Not Classified</b> Classification limit (70% of 23 Laps) = 16 Laps								
DNC	133	SANTOS AVALLE-KRISTENSEN CHEFO SPORT	LIGIER JS2R	-- 11 laps --		22:52.710	1:55.874	8

Car Nº 701 25s Penalty - Stewards Decision Nº14

Cars Nºs 20; 23; 118; 166 - 1 Lap penalty - Stewards Decisions Nºs 16; 17; 18; 19


Car Nº415 penalty redraw. Stewards Decision Nº24

Fastest time : 1:44.636 in lap 12 by nbr. 120 : GOMEZ-GOMEZ (VORTEX2.0)

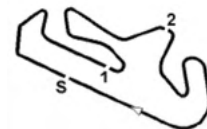
Publication-time

Results: <https://livetiming.raceresults.nu/autodromodoalgarve>

Timekeeping by :

Timekeeper  Luis Mesquita	Race Director	Steward	Steward	Steward
Page 2 of 2				





## Caterham Racing Weekend

### Autódromo Internacional do Algarve

GT-CET

4 - 7 April 2024

Sector analyse - RACE 1

Autodromo Internacional Algarve - 4652mtr.

Pos	Nbr	Name / Team name	Sector 1			Sector 2			Sector 3			theoretical best	Actual best	In
			time	Lap	pos	time	Lap	pos	time	Lap	pos			
1	135	MARTINS-SVEPES	33.045	21	2	33.763	19	2	39.031	19	2	1:45.839	1:46.541	21
2	113	VINYES-FONT	33.561	11	4	34.093	2	4	39.701	4	4	1:47.355	1:47.616	8
3	199	José BARROS	33.808	8	7	34.010	8	3	39.949	7	7	1:47.767	1:48.210	8
4	120	GOMEZ-GOMEZ	32.812	11	1	33.052	12	1	38.577	4	1	1:44.441	1:44.636	12
5	140	MARREIROS-MARREIROS	33.938	22	8	34.305	21	7	40.175	21	9	1:48.418	1:48.431	21
6	136	MOLEIRO-CRUZ	33.672	20	5	34.239	21	6	39.831	19	5	1:47.742	1:48.315	21
7	166	CAETANO-POSSER	34.719	22	12	35.092	21	12	40.722	22	11	1:50.533	1:51.056	22
8	112	BRAS-GOMEZ	34.490	10	11	34.738	11	10	40.951	22	12	1:50.179	1:50.422	10
9	701	Patrick L. BAY	34.078	10	9	34.204	10	5	39.869	7	6	1:48.151	1:48.738	10
10	181	MAREK-GUITIERREZ A Gui	35.522	20	15	36.227	20	15	42.133	19	16	1:53.882	1:54.039	20
11	150	RAMOS-CARVALHO	35.880	20	16	36.383	18	16	41.979	20	14	1:54.242	1:54.572	22
12	118	FONTES-SILVERO	33.781	3	6	34.467	2	8	40.084	7	8	1:48.332	1:48.633	3
13	415	Jeremy FALIGAND	34.291	10	10	34.743	11	11	40.515	11	10	1:49.549	1:50.728	8
14	110	PLAZIO GOMEZ-PLAZIO GOMEZ	37.163	8	19	37.460	10	19	43.181	10	18	1:57.804	1:57.932	10
15	40	Jose Palomar MAROTO	40.018	22	23	40.490	9	22	46.464	8	24	2:06.972	2:07.139	9
16	66	PUITGMAL-NAOUR	39.787	19	21	40.659	18	23	45.810	19	22	2:06.256	2:06.288	19
17	114	Hendrik van ZO EST	35.373	11	14	35.669	7	13	41.920	9	13	1:52.962	1:53.328	10
18	111	YEREGUI-CARRETERO	33.113	18	3	34.497	20	9	39.424	19	3	1:47.034	1:47.863	16
19	191	Jean-Roch PIAT	36.889	9	18	37.284	9	18	43.208	11	19	1:57.381	1:57.566	9
20	9	ALBORS-LOPEZ	40.291	8	25	41.139	20	26	46.929	7	25	2:08.359	2:08.653	8
21	36	ALVAREZ-SANTOS	40.102	7	24	39.936	7	21	45.561	8	21	2:05.599	2:06.121	7
22	23	CARAYOL-GOMEZ	39.918	18	22	40.680	13	24	46.035	15	23	2:06.633	2:07.548	15
23	6	CANIZARES-MENKES	37.647	7	20	38.191	5	20	43.763	6	20	1:59.601	1:59.857	6
24	20	AIZPURUA-GOMEZ	43.077	7	26	42.720	7	27	48.921	12	26	2:14.718	2:14.925	7
25	123	SANABRIA-BRIOSO	34.975	10	13	35.851	2	14	42.092	2	15	1:52.918	1:53.344	10
26	133	SANTOS AVALLE-KRISTENSEN	36.390	8	17	37.139	7	17	42.194	11	17	1:55.723	1:55.874	8
27	100	SILVERO-GONZALEZ	47.718	1	27	41.099	1	25						
28	15	GOROSTIZA-CHILLIDA	50.241	1	28	1:16.453	1	28						



## Caterham Racing Weekend

Autódromo Internacional do Algarve

4 - 7 April 2024

Autodromo Internacional Algarve - 4652mtr.

GT-CET

Provisional starting grid RACE 2

Start Time : 09:00 - Heat Duration : 50 Minutes

Pos	Nbr	Name	time	Pos	Nbr	Name	time
-----	-----	------	------	-----	-----	------	------

### STARTLINE




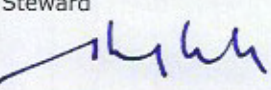
Pole Right

2	120	GOMEZ-GOMEZ	1:45.720	Row 1	1	135	MARTINS-SVEPES	1:45.159
4	113	VINYES DABAD-FONT CASAS	1:46.328	Row 2	3	140	MARREIROS-MARREIROS	1:46.230
6	701	Patrick L. BAY	1:47.672	Row 3	5	199	José BARROS	1:46.873
8	415	Jeremy FALIGAND	1:48.652	Row 4	7	121	AMROUCHE-AMROUCHE	1:48.556
10	123	SANABRIA CRESPO-BRISO	1:49.846	Row 5	9	136	PEREIRA DA CRUZ-DIAS MOLEIRO	1:49.128
12	111	YEREGUI YBARRA-CARRETERO ORTEGA	1:50.534	Row 6	11	166	CAETANO-POSSER	1:50.180
14	114	Hendrik van ZOEST	1:51.899	Row 7	13	112	LOURINHO BRAS-GOMEZ GUILLEN	1:50.705
16	118	FONTES BLANCO-SILVERO CASTILLA	1:54.244	Row 8	15	181	SCHIDLOF MAREK-GUITIERREZ AGÜT	1:52.013
18	100	BRAS SILVERO-GONZALEZ GONZALEZ	1:54.993	Row 9	17	150	RAMOS-CARVALHO	1:54.370
20	191	Jean-Roch PIAT	1:58.037	Row 10	19	133	SANTOS AVALLE-KRISTENSEN	1:57.540
22	122	BARAMBIO PEREA-GARCIA MENENDEZ		Row 11	21	110	Plazio Gomez-Plazio Gomez	2:02.014
24	15	GOROSTIZA TELLERIA-CHILLIDA BELZUNCE	2:00.434	Row 12	23	6	CANIZARES TORTOSA-MENKES CAMPELO	1:58.061
26	40	Jose PALOMAR MAROTO	2:06.187	Row 13	25	36	ALVAREZ SINDIN-SANTOS PEREZ	2:06.093
28	9	ALBORS ALEIXANDRE-LOPEZ BALBOA	2:06.372	Row 14	27	23	CARAYOL CASAS-GOMEZ GOMEZ	2:06.212

Publication-time

Results: <https://livetiming.raceresults.nu/autodromodoalgarve>

Timekeeping by :

Timekeeper  Luis Mesquita	Clerck of The Course	Steward 	Steward 	Steward 
---	----------------------	--	---	--



### Caterham Racing Weekend

Autódromo Internacional do Algarve

4 - 7 April 2024

Autodromo Internacional Algarve - 4652mtr.

**GT-CET**

Provisional starting grid RACE 2

Start Time : 09:00 - Heat Duration : 50 Minutes

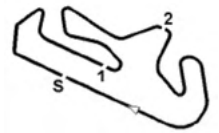
Pos	Nbr	Name	time		Pos	Nbr	Name	time
30	20	AIZPURUA SAENZ-GOMEZ GUTIERREZ	2:11.222	Row 15	29	66	PUITGMAL-NAOUR	2:07.663
				Row 16	31	10	Máximo VARELA	2:15.361

Results: <https://livetiming.raceresults.nu/autodromodoalgarve>

Publication-time

Timekeeping by :

Timekeeper  Luís Mesquita	Clerk of The Course	Steward 	Steward 	Steward 
---------------------------------	---------------------	-------------	-------------	-------------



## Caterham Racing Weekend

Autódromo Internacional do Algarve

GT-CET

Final result RACE 2

4 - 7 April 2024

Autodromo Internacional Algarve - 4652mtr.


Pos	Nbr	Name / Entrant	Car	Cls	PIC	Gap	Total time	Fastest	In	Avg. Speed
1	135	MARTINS-SVEPES RACARMOTORSPORT	PORSCHE 992 GT3 CUP	GT Cup	1	-- 24 laps --	51:09.728	1:46.773	23	130.95
2	122	BARAMBIO-GARCIA ALEJANDRO BARAMBIO PEREA	PORCHE 992K	GT Cup	2	14.224	51:23.952	1:48.909	22	130.35
3	113	VINYES-FONT BAPORO MOTORSPORT	PORSCHE 992 CUP	GT Cup	3	14.509	51:24.237	1:49.203	20	130.34
4	199	José BARROS VELOSO MOTORSPORT	PORSCHE 991.2 GT3 CUP	GT Cup	4	15.955	51:25.683	1:48.709	24	130.28
5	111	YEREGUI-CARRETERO CDDAGO	AUDI RO	GPX	1	1:07.706	52:17.434	1:54.475	13	128.13
6	100	SILVERO-GONZALEZ ESCUDERIA FARAON	PORSCHE 992 CUP	GT Cup	5	1:09.407	52:19.135	1:49.630	23	128.06
7	136	MOLEIRO-CRUZ RACARMOTORSPORT	PORSCHE 992 GT3 CUP	GT Cup	6	1:20.852	52:30.580	1:50.907	24	127.59
8	114	Hendrik van ZOEST SKUALO COMPETICIÓN	PORSCHE 991-1 GT3 CUP	GT Cup	7	1:30.448	52:40.176	1:54.644	23	127.21
9	181	MAREK-GUITIERREZ AGÜI ESCUDERIA BAIX EMPORDÁ	MCLAREN ARTURA GT4	GT4	1	1:51.271	53:00.999	1:57.758	12	126.37
10	415	Jeremy FALIGAND FALIGAND JEREMY	PORSCHE CUP 992	GT Cup	8	1:53.752	53:03.480	1:52.858	24	126.27
11	701	Patrick L. BAY ESCUDERIA BAIX EMPORDÁ	VORTEX 1.0	GPX	2	-- 23 laps --	51:27.310	1:49.444	23	124.78
12	118	FONTES-SILVERO ESCUDERIA FARAON	FERRARI 488 CH EVO	GPX	3	1.174	51:28.484	1:49.538	23	124.74
13	123	SANABRIA-BRISO ESCUDERIA FARAON	PORSCHE 992 CUP	GT Cup	9	14.163	51:41.473	1:51.264	21	124.21
14	140	MARREIROS-MARREIROS VELOSO MOTORSPORT	PORSCHE 992 GT3 CUP	GT Cup	10	26.122	51:53.432	1:51.997	23	123.74
15	166	CAETANO-POSSER VELOSO MOTORSPORT	PORSCHE 991.2 GT3 CUP	GT Cup	11	47.851	52:15.161	1:56.572	20	122.88
16	133	SANTOS AVALLE-KRISTENSEN CHEFO SPORT	LIGIER JS2R	GT4	2	52.174	52:19.484	1:58.035	20	122.71
17	150	RAMOS-CARVALHO Álvaro RAMOS	ASTON MARTIN VANTAGE	GT4	3	58.434	52:25.744	1:57.844	22	122.46
18	110	PLAZIO GOMEZ-PLAZIO GOMEZ CHEFO SPORT	LIGIER JS2R	GT4	4	58.621	52:25.931	1:58.212	22	122.46
19	6	CANIZARES-MENKES RX PRO RACING	PEUGEOT 308 RACING CUP	D1	1	1:33.801	53:01.111	2:03.983	19	121.10
20	66	PUITGMAL-NAOUR MOTORCLUB SABADELL	RENAULT CLIO CUP IV	D3	1	1:47.362	53:14.672	2:06.709	20	120.59
21	40	Jose Palomar MAROTO MOTORCLUB SABADELL	RENAULT CLIO CUP IV	D3	2	-- 22 laps --	51:09.994	2:06.913	18	120.03
22	9	ALBORS-LOPEZ BALBORMOTORSPORT C.A.	RENAULT CLIO CUP IV	D3	3	33.872	51:43.866	2:11.403	11	118.72

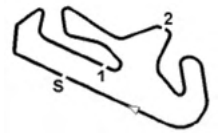
Fastest time : 1:46.773 in lap 23 by nbr. 135 : MARTINS-SVEPES (PORSCHE 992 GT3 CUP)

Publication-time

Results: <https://livetiming.raceresults.nu/autodromodoalgarve>

Timekeeping by :

Timekeeper  Luis Mesquita	Race Director	Steward	Steward	Steward
Page 1 of 2				



## Caterham Racing Weekend

Autódromo Internacional do Algarve

GT-CET  
Final result RACE 2

4 - 7 April 2024  
Autodromo Internacional Algarve - 4652mtr.

Pos	Nbr	Name / Entrant	Car	Cls	PIC	Gap	Total time	Fastest	In	Avg. Speed
23	191	Jean-Roch PIAT VELOSO MOTORSPORT	PORSCHE 991.1 GT3 CUP	GT Cup	12	1:12.035	52:22.029	1:57.257	22	117.28
24	36	ALVAREZ-SANTOS UCAV RACING	SEAT LEON SUPERCOPA MK2 D1		2	2:01.911	53:11.905	2:05.168	20	115.45
25	15	GOROSTIZA-CHILLIDA LURAUTO K.K.	BMW M2 CS RACING	D1	3	-- 17 laps --	42:39.437	2:05.044	17	111.25
26	20	Jose A. Gutierrez GOMEZ CHEFO SPORT	RENAULT CLIO CUP V	D4	1	-- 16 laps --	43:29.836	2:19.470	16	102.69
Not Classified		Classification limit (70% of 24 Laps) = 16 Laps								
DNC	112	BRAS-GOMEZ ESCUDERIA FARAON	PORSCHE 992 CUP	GT Cup		-- 11 laps --	27:17.599	2:10.106	9	112.51
DNC	120	GOMEZ-GOMEZ ARNAUD GOMEZ	VORTEX 2.0	GPX		-- 9 laps --	19:11.177	1:58.774	9	130.95
DNC	23	CARAYOL-GOMEZ RX PRO RACING	RENAULT CLIO CUP IV	D3		-- 7 laps --	51:51.617	2:10.155	4	37.68


Car Nº415 - 30s Penalty. Stewards Decision Nº26

Fastest time : 1:46.773 in lap 23 by nbr. 135 : MARTINS-SVEPES (PORSCHE 992 GT3 CUP)

Publication-time

Results: <https://iv.etiming.raceresults.nu/autodromodoalgarve>

Timekeeping by :

Timekeeper  Luis Mesquita	Race Director	Steward	Steward	Steward
---	---------------	---------	---------	---------



## Caterham Racing Weekend

Autódromo Internacional do Algarve

GT-CET

Final result RACE 2

4 - 7 April 2024

Autodromo Internacional Algarve - 4652mtr.





Pos	Nbr	Name / Entrant	Car	Cls	PIC	Gap	Total time	Fastest	In	Avg. Speed
1	135	MARTINS-SVEPES RACAR MOTORSPORT	PORSCHE 992 GT3 CUP	GT Cup	1	-- 24 laps --	51:09.728	1:46.773	23	130.95
2	122	BARAMBIO-GARCIA ALEJANDRO BARAMBIO PEREA	PORCHE 992K	GT Cup	2	14.224	51:23.952	1:48.909	22	130.35
3	113	VINYES-FONT BAPORO MOTORSPORT	PORSCHE 992 CUP	GT Cup	3	14.509	51:24.237	1:49.203	20	130.34
4	199	José BARROS VELOSO MOTORSPORT	PORSCHE 991.2 GT3 CUP	GT Cup	4	15.955	51:25.683	1:48.709	24	130.28
5	111	YEREGUI-CARRETERO CD DAGO	AUDI RO	GPX	1	1:07.706	52:17.434	1:54.475	13	128.13
6	100	SILVERO-GONZALEZ ESCUDERIA FARAON	PORSCHE 992 CUP	GT Cup	5	1:09.407	52:19.135	1:49.630	23	128.06
7	136	MOLEIRO-CRUZ RACAR MOTORSPORT	PORSCHE 992 GT3 CUP	GT Cup	6	1:20.852	52:30.580	1:50.907	24	127.59
8	114	Hendrik van ZOEST SKUALO COMPETICIÓN	PORSCHE 991-1 GT3 CUP	GT Cup	7	1:30.448	52:40.176	1:54.644	23	127.21
9	181	MAREK-GUITIERREZ AGÜI ESCUDERIA BAIX EMPORDÁ	MCLAREN ARTURA GT4	GT4	1	1:51.271	53:00.999	1:57.758	12	126.37
10	415	Jeremy FALIGAND FALIGAND JEREMY	PORSCHE CUP 992	GT Cup	8	1:53.752	53:03.480	1:52.858	24	126.27
11	701	Patrick L. BAY ESCUDERIA BAIX EMPORDÁ	VORTEX 1.0	GPX	2	-- 23 laps --	51:27.310	1:49.444	23	124.78
12	118	FONTES-SILVERO ESCUDERIA FARAON	FERRARI 488 CH EVO	GPX	3	1.174	51:28.484	1:49.538	23	124.74
13	123	SANABRIA-BRISOLO ESCUDERIA FARAON	PORSCHE 992 CUP	GT Cup	9	14.163	51:41.473	1:51.264	21	124.21
14	140	MARREIROS-MARREIROS VELOSO MOTORSPORT	PORSCHE 992 GT3 CUP	GT Cup	10	26.122	51:53.432	1:51.997	23	123.74
15	166	CAETANO-POSSER VELOSO MOTORSPORT	PORSCHE 991.2 GT3 CUP	GT Cup	11	47.851	52:15.161	1:56.572	20	122.88
16	133	SANTOS AVALLE-KRISTENSEN CHEFO SPORT	LIGIER JS2R	GT4	2	52.174	52:19.484	1:58.035	20	122.71
17	150	RAMOS-CARVALHO Álvaro RAMOS	ASTON MARTIN VANTAGE	GT4	3	58.434	52:25.744	1:57.844	22	122.46
18	110	PLAZIO GOMEZ-PLAZIO GOMEZ CHEFO SPORT	LIGIER JS2R	GT4	4	58.621	52:25.931	1:58.212	22	122.46
19	6	CANIZARES-MENKES RX PRO RACING	PEUGEOT 308 RACING CUP	D1	1	1:33.801	53:01.111	2:03.983	19	121.10
20	66	PUITGMAL-NAOUR MOTOR CLUB SABADELL	RENAULT CLIO CUP IV	D3	1	1:47.362	53:14.672	2:06.709	20	120.59
21	40	Jose Palomar MAROTO MOTOR CLUB SABADELL	RENAULT CLIO CUP IV	D3	2	-- 22 laps --	51:09.994	2:06.913	18	120.03
22	9	ALBORS-LOPEZ BALBOR MOTORSPORT C.A.	RENAULT CLIO CUP IV	D3	3	33.872	51:43.866	2:11.403	11	118.72

Fastest time : 1:46.773 in lap 23 by nbr. 135 : MARTINS-SVEPES (PORSCHE 992 GT3 CUP)

Publication-time

Results: <https://livetiming.raceresults.nu/autodromodoalgarve>

Timekeeping by :

Timekeeper  Luís Mesquita	Race Director	Steward 	Steward 	Steward 
Page 1 of 2				



## Caterham Racing Weekend

Autódromo Internacional do Algarve

**GT-CET**
**Final result RACE 2**
**4 - 7 April 2024**
**Autodromo Internacional Algarve - 4652mtr.**

Pos	Nbr	Name / Entrant	Car	Cls	PIC	Gap	Total time	Fastest	In	Avg. Speed
23	191	Jean-Roch PIAT VELOSO MOTORSPORT	PORSCHE 991.1 GT3 CUP	GT Cup	12	1:12.035	52:22.029	1:57.257	22	117.28
24	36	ALVAREZ-SANTOS UCAV RACING	SEAT LEON SUPERCOPA MK2D1		2	2:01.911	53:11.905	2:05.168	20	115.45
25	15	GOROSTIZA-CHILLIDA LURAUTO K.K.	BMW M2 CS RACING	D1	3	-- 17 laps --	42:39.437	2:05.044	17	111.25
26	20	Jose A. Gutierrez GOMEZ CHEFO SPORT	RENAULT CLIO CUP V	D4	1	-- 16 laps --	43:29.836	2:19.470	16	102.69
Not Classified		Classification limit (70% of 24 Laps) = 16 Laps								
DNC	112	BRAS-GOMEZ ESCUDERIA FARAON	PORSCHE 992 CUP	GT Cup		-- 11 laps --	27:17.599	2:10.106	9	112.51
DNC	120	GOMEZ-GOMEZ ARNAUD GOMEZ	VORTEX 2.0	GPX		-- 9 laps --	19:11.177	1:58.774	9	130.95
DNC	23	CARAYOL-GOMEZ RX PRO RACING	RENAULT CLIO CUP IV	D3		-- 7 laps --	51:51.617	2:10.155	4	37.68




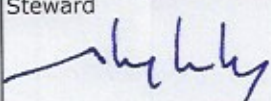
Car N°415 - 30s Penalty. Stewards Decision N°26

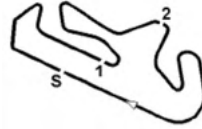
Fastest time : 1:46.773 in lap 23 by nbr. 135 : MARTINS-SVEPES (PORSCHE 992 GT3 CUP)

 Results: <https://livetiming.raceresults.nu/autodromodoalgarve>

Timekeeping by :

**Publication-time**

Timekeeper  Luís Mesquita	Race Director	Steward 	Steward 	Steward 
Page 2 of 2				



## Caterham Racing Weekend

GT-CET - RACE 2

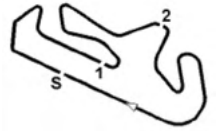
Autódromo Internacional do Algarve

4 - 7 April 2024

Autodromo Internacional Algarve - 4652mtr.

Pos	No	Name	Lap	1	2	3	4	5	6	7	8	9	10	11	12	13	14	15	16	17	18	19	20	21	22	23	24
1	135	MARTINS-SVEPES		120	122	122	122	122	122	122	122	122	122	122	122	122	136	122	122	122	122	135	135	135	135	135	135
2	122	BAR AMBIO-GARCIA		122	111	111	111	111	111	111	111	199	199	136	136	136	111	199	199	199	199	122	122	122	122	122	122
3	113	VINYES-FONT		111	120	120	120	199	199	199	199	120	136	111	111	111	122	136	136	136	136	199	113	113	113	113	113
4	199	José BARROS		113	113	199	199	120	120	120	120	136	111	199	113	181	199	135	135	135	135	113	199	199	199	199	199
5	111	YEREGUI-CARRETERO		135	199	113	136	136	136	136	136	111	113	113	181	166	135	111	111	111	111	111	111	111	111	111	111
6	100	SILVERO-GONZALEZ		199	181	136	113	113	113	113	113	113	181	181	166	199	113	113	113	113	113	114	100	100	100	100	100
7	136	MOLEIRO-CRUZ		140	136	181	181	181	181	181	181	181	135	166	150	133	181	181	181	181	114	100	114	415	415	136	136
8	415	Jeremy FALIGAND		181	135	135	135	135	135	135	135	135	114	114	199	135	100	100	100	100	100	415	415	114	136	415	415
9	114	Hendrik van ZOEST		136	415	415	166	166	166	166	166	166	166	150	133	113	114	114	114	114	181	136	136	136	114	114	114
10	181	MAREK-GUITIERREZ AGUI		415	166	166	114	114	114	114	114	114	150	415	135	114	118	118	415	415	415	181	181	181	181	181	181
11	701	Patrick L. BAY		166	140	114	118	118	118	118	118	118	118	133	9	100	701	701	118	118	118	118	118	701	701	701	
12	118	FONTES-SILVERO		123	114	118	415	150	150	100	100	701	701	9	114	118	415	415	701	701	701	701	701	118	118	118	
13	123	SANABRIA-BRIOSO		114	9	9	9	415	415	150	150	150	415	135	100	701	166	166	166	166	123	123	123	123	123	123	
14	140	MARREIROS-MARREIROS		150	118	150	150	9	100	415	701	415	133	140	191	415	133	133	133	133	150	140	140	140	140	140	
15	166	CAETANO-POSSER		118	150	123	100	100	9	701	415	100	9	100	701	191	123	123	123	123	133	133	133	133	166	166	
16	133	SANTOS AVALLE-KRISTENSE		112	123	6	123	701	701	6	6	133	110	191	118	123	150	150	150	150	140	150	166	166	133	133	
17	150	RAMOS-CARVALHO		9	133	100	701	6	6	9	133	6	66	701	415	150	6	6	6	140	166	166	150	150	150	150	
18	110	PLAZIO GOMEZ-PLAZIO GOM		6	112	40	6	123	133	133	9	9	140	118	123	6	140	140	140	6	110	110	110	110	110	110	
19	6	CANIZARES-MENKES		133	6	701	40	40	123	123	110	110	112	123	6	140	110	110	110	110	6	6	6	6	6	6	
20	66	PUITGMAL-NAOUR		40	100	66	66	133	40	110	123	66	191	6	110	110	66	66	66	66	66	66	66	66	66	66	
21	40	Jose Palomar MAROTO		66	40	133	133	66	66	40	40	123	100	110	40	40	40	40	40	40	40	40	40	40	40		
22	9	ALBORS-LOPEZ		100	66	110	110	110	110	66	66	40	6	66	66	66	9	9	9	9	9	9	9	9	9	9	
23	191	Jean-Roch PIAT		191	701	140	112	112	112	112	112	112	123	40	140	9	191	191	191	191	191	191	191	191	191		
24	36	ALVAREZ-SANTOS		110	191	112	191	36	191	191	140	140	40	112	36	36	36	36	36	15	36	36	36	36	36		
25	15	GOROSTIZA-C HILLIDA		701	110	191	36	191	140	140	191	191	36	36	15	15	15	15	15	36							
26	20	Jose A. Gutierrez GOMEZ		15	36	36	140	140	36	36	36	36	15	15	20	20	20	20	20								
27	112	BRAS-GOMEZ		36	15	15	15	15	15	15	15	15	20	20													
28	120	GOMEZ-GOMEZ		20	20	20	20	20	20	20	20	20															
29	23	CARAYOL-GOMEZ		23	23	23	23	23	23																		





## Caterham Racing Weekend

Autódromo Internacional do Algarve

GT-CET

4 - 7 April 2024

Laps and Sector Times - RACE 2

Autodromo Internacional Algarve - 4652mtr.

6 CANI ZARES-MENKES										PEUGEOT 308 RACING CUP									
lap	Sect-1	Speed	Sect-2	Speed	Sect-3	Speed	TopSpeed	laptime	pit	lap	Sect-1	Speed	Sect-2	Speed	Sect-3	Speed	Topspeed	laptime	pit
1	50.660	121.1	47.265	96.3	53.573	133.3	196.4	2:32.593		13	40.775	129.2	40.515	84.4	46.723	183.7	216.4	2:08.013	
2	46.573	124.1	45.417	92.1	53.528	174.8	211.8	2:25.518		14	39.256	138.8	43.491	87.0	46.471	184.6	221.8	2:09.218	
3	45.682	135.3	44.612	86.9	52.000	176.5	219.5	2:22.294		15	40.525	130.8	40.366	89.8	46.571	183.7	203.4	2:07.462	
4	44.739	128.3	45.878	92.5	50.101	177.3	216.0	2:20.718		16	40.092	135.2	40.262	92.3	49.559	183.7	218.2	2:09.913	
5	42.311	139.7	43.241	90.9	48.665	177.3	219.5	2:14.217		17	1:14.169	76.7	59.073	76.6	53.821	99.4	113.6	3:07.063	
6	41.279	140.1	41.025	102.1	46.613	178.2	212.6	2:08.917		18	39.883	143.0	40.150	99.8	<u>45.076</u>	182.7	222.2	2:05.109	
7	41.413	135.7	41.161	<u>104.9</u>	46.573	184.6	219.5	2:09.147		19	<u>38.532</u>	142.1	<u>39.532</u>	89.1	45.919	<u>188.5</u>	<u>225.0</u>	<u>2:03.983</u>	
8	40.192	<u>145.6</u>	40.983	101.2	48.045	182.7	220.4	2:09.220		20	40.109	133.7	40.285	87.9	46.405	185.6	220.0	2:06.799	
9	42.320	143.4	41.899	97.4	Pit In	183.7	223.6	<u>2:18.990</u>		21	41.091	133.8	40.157	95.2	46.592	182.7	218.6	2:07.840	
10	Pit Out	118.2	43.581	87.2	49.376			3:49.137		22	38.703	142.1	40.761	88.9	45.487	186.5	223.1	2:04.951	
11	41.406	131.4	40.463	90.5	46.777	182.7	212.2	2:08.646		23	39.318	137.8	40.313	91.9	45.553	183.7	219.1	2:05.184	
12	39.342	134.0	39.932	92.3	46.905	184.6	220.4	2:06.179		24									

9 ALBORS-LOPEZ										RENAULT CLIO CUP IV									
lap	Sect-1	Speed	Sect-2	Speed	Sect-3	Speed	TopSpeed	laptime	pit	lap	Sect-1	Speed	Sect-2	Speed	Sect-3	Speed	Topspeed	laptime	pit
1	50.921	116.4	46.710	91.3	52.069	125.9	184.0	2:32.528		12	<u>41.053</u>	156.5	42.168	<u>104.2</u>	Pit In	169.8	202.6	2:18.256	
2	46.029	134.8	45.123	99.1	51.638	163.6	197.8	2:22.790		13	Pit Out	154.3	44.346	100.7	49.242			3:49.736	
3	44.550	138.5	44.930	94.0	49.429	165.1	200.0	2:18.909		14	43.978	131.1	44.604	99.4	48.289	165.1	197.1	2:16.871	
4	43.697	148.4	43.435	100.7	49.319	167.4	199.6	2:16.451		15	44.563	127.7	43.415	93.8	47.792	160.7	190.5	2:15.770	
5	43.649	131.4	44.119	99.4	48.888	165.9	198.5	2:16.656		16	42.179	146.7	43.083	100.8	47.599	166.7	200.0	2:12.861	
6	43.765	137.6	43.151	103.3	48.729	166.7	199.6	2:15.645		17	41.862	117.3	55.728	67.8	55.348	165.1	198.2	2:32.938	
7	43.725	136.7	43.134	92.3	48.416	167.4	200.4	2:15.275		18	41.653	<u>162.4</u>	43.074	96.7	47.858	169.8	<u>205.3</u>	2:12.585	
8	42.469	139.9	42.778	93.8	48.176	168.2	199.6	2:13.423		19	42.009	160.7	42.467	86.4	50.248	169.0	199.3	2:14.724	
9	41.864	147.3	<u>42.090</u>	98.6	48.215	<u>170.6</u>	204.2	2:12.169		20	42.515	156.7	42.385	90.3	<u>47.323</u>	162.2	184.0	2:12.223	
10	42.100	152.1	42.552	101.7	47.983	<u>170.6</u>	203.4	2:12.635		21	41.573	148.6	43.431	84.0	49.445	165.1	196.0	2:14.449	
11	41.388	162.2	42.131	93.6	47.884	169.0	200.7	<u>2:11.403</u>		22	42.918	160.7	44.750	86.4	47.901	165.1	195.7	2:15.569	

15 GOROSTI ZA-CHILLIDA										BMW M2 C S RACING									
lap	Sect-1	Speed	Sect-2	Speed	Sect-3	Speed	TopSpeed	laptime	pit	lap	Sect-1	Speed	Sect-2	Speed	Sect-3	Speed	Topspeed	laptime	pit
1	54.928	128.1	50.672	90.4	59.279	132.4	173.6	2:46.552		10	44.403	154.9	45.321	83.5	Pit In	185.6	191.5	2:29.940	
2	47.374	144.0	49.527	89.1	Pit In	178.2	189.5	2:43.028		11	Pit Out	124.1	42.178	107.2	46.249			3:44.406	
3	Pit Out	128.7	48.701	85.7	55.850			2:55.656		12	40.183		41.029	111.8	46.777	193.5	229.3	2:07.989	
4	47.962	116.4	48.196	87.7	55.814	178.2	192.5	2:31.972		13	41.574		41.054	<u>113.0</u>	46.820	<u>197.8</u>	<u>231.3</u>	2:09.448	
5	46.973	144.8	48.124	96.1	55.296	183.7	207.3	2:30.393		14	43.666		43.158	108.8	46.909	194.6	200.0	2:13.733	
6	44.959	129.3	46.127	97.6	56.219	181.8	211.8	2:27.305		15	42.372		43.213	104.7	47.173	170.6	187.5	2:12.758	
7	45.403	140.4	44.960	98.4	54.404	182.7	204.2	2:24.767		16	41.978	117.1	55.937	68.5	54.655	157.2	178.2	2:32.570	
8	45.529	137.9	45.343	87.7	52.137	182.7	216.0	2:23.009		17	<u>39.745</u>	<u>172.8</u>	<u>39.880</u>	107.4	<u>45.419</u>	188.5	228.3	<u>2:05.044</u>	
9	43.848	127.1	45.359	100.4	51.660	186.5	219.5	2:20.867		18									

20 Jose A. Gutierrez GOMEZ										RENAULT CLIO CUP V									
lap	Sect-1	Speed	Sect-2	Speed	Sect-3	Speed	TopSpeed	laptime	pit	lap	Sect-1	Speed	Sect-2	Speed	Sect-3	Speed	Topspeed	laptime	pit
1	Pit Out	101.6	50.890	75.2	1:00.975			3:42.853		9	49.917	116.0	46.147	81.3	54.725	157.2	193.5	2:30.789	
2	52.314	105.5	51.668	76.7	59.977	148.8	149.8	2:43.959		10	45.950	130.0	46.166	82.2	Pit In	159.3	<u>194.6</u>	2:34.057	
3	52.721	111.9	53.338	74.6	1:03.342	152.5	168.5	2:49.401		11	Pit Out	108.8	47.543	75.8	54.126			3:58.628	
4	53.742	115.5	52.431	84.6	58.603	153.2	177.6	2:44.776		12	47.562	110.9	45.706	85.4	52.414	157.9	193.9	2:25.682	
5	48.993	118.4	50.062	79.9	57.304	153.2	173.6	2:36.359		13	1:00.196	105.1	47.008	84.9	53.530	159.3	190.5	2:40.734	
6	51.363	128.6	49.460	77.5	58.591	155.8	187.5	2:39.414		14	45.963	138.3	44.870	83.3	51.380	157.9	192.9	2:22.213	
7	48.157	126.9	48.000	78.4	56.326	153.8	191.2	2:32.483		15	<u>44.115</u>	137.1	43.882	85.2	52.638	160.7	193.9	2:20.635	
8	47.050	132.7	47.072	77.5	54.261	155.2	190.1	2:28.383		16	46.107	<u>144.0</u>	<u>43.212</u>	<u>90.2</u>	<u>50.151</u>	<u>162.9</u>	184.0	<u>2:19.470</u>	

**Caterham Racing Weekend**  
Autódromo Internacional do Algarve

GT-CET

4 - 7 April 2024

Laps and Sector Times - RACE 2

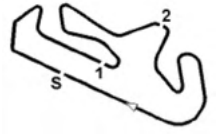
Autodromo Internacional Algarve - 4652mtr.

23		CARAYOL-GOMEZ								RENAULT CLIO CUP IV									
lap	Sect-1	Speed	Sect-2	Speed	Sect-3	Speed	TopSpeed	laptime	pit	lap	Sect-1	Speed	Sect-2	Speed	Sect-3	Speed	Topspeed	laptime	pit
1		133.5	44.388	96.4	50.781			38:39.047		5	<u>41.063</u>	<u>157.2</u>	41.778	95.8	<u>47.371</u>	170.6	200.4	2:10.212	
2	43.369	141.0	41.947	103.2	49.140	163.6	196.7	2:14.456		6	41.535	<u>157.2</u>	41.463	95.7	47.878	170.6	200.0	2:10.876	
3	42.328	142.7	42.161	93.9	48.723	167.4	199.6	2:13.212		7	41.834	150.8	41.888	<u>109.5</u>	49.937	<u>173.1</u>	<u>206.1</u>	2:13.659	
4	41.676	148.8	<u>41.050</u>	101.8	47.429	170.6	201.5	<u>2:10.155</u>		8									

36		ALVAREZ-SANTOS								SEAT LEON SUPERCOPIA MK2									
lap	Sect-1	Speed	Sect-2	Speed	Sect-3	Speed	TopSpeed	laptime	pit	lap	Sect-1	Speed	Sect-2	Speed	Sect-3	Speed	Topspeed	laptime	pit
1	56.113	111.0	50.586	77.6	57.950	128.1	166.2	2:46.662		12	42.951	145.0	41.784	96.9	48.303	170.6	208.9	2:13.038	
2	48.548	123.1	47.131	87.0	55.451	158.6	174.5	2:31.130		13	42.514	137.2	44.781	104.9	48.398	174.8	208.5	2:15.693	
3	46.657	126.2	46.501	81.6	53.016	160.0	181.2	2:26.174		14	44.411	134.2	43.110	101.5	47.265	160.7	197.8	2:14.786	
4	45.053	135.3	44.483	87.1	51.235	163.6	185.6	2:20.771		15	43.062	148.4	41.867	102.2	47.737	169.8	199.6	2:12.666	
5	43.739	145.7	43.607	82.3	50.467	162.9	197.8	2:17.813		16	43.231	112.0	55.688	69.1	54.659	168.2	204.5	2:33.578	
6	52.494	117.1	46.024	86.3	55.667	165.1	197.1	2:34.185		17	42.367	152.3	40.980	103.1	45.727	176.5	213.9	2:09.074	
7	46.298	129.5	49.626	83.7	55.213	160.7	166.9	2:31.137		18	40.589	165.9	40.094	110.5	<u>45.057</u>	180.0	207.7	2:05.740	
8	44.947	137.9	45.894	83.7	50.424	158.6	182.7	2:21.265		19	40.094	<u>178.8</u>	40.342	98.3	45.553	<u>182.7</u>	<u>216.0</u>	2:05.989	
9	43.135	131.4	43.395	91.4	53.718	164.4	201.9	2:20.248		20	40.120	168.2	<u>39.491</u>	106.1	45.557	175.6	210.9	<u>2:05.168</u>	
10	44.454	145.9	48.054	78.3	Pit In	164.4	188.2	<u>2:36.796</u>		21	<u>39.294</u>	170.3	40.602	104.4	46.590	175.6	208.9	2:06.486	
11	Pit Out	126.9	46.600	89.0	52.075			4:17.003		22	39.578	164.1	40.182	<u>117.1</u>	46.743	174.8	207.3	2:06.503	

40		Jose Palomar MAROTO								RENAULT CLIO CUP IV									
lap	Sect-1	Speed	Sect-2	Speed	Sect-3	Speed	TopSpeed	laptime	pit	lap	Sect-1	Speed	Sect-2	Speed	Sect-3	Speed	Topspeed	laptime	pit
1	52.330	110.9	48.388	77.7	52.451	122.9	180.0	2:35.765		12	41.503	150.2	41.454	96.3	47.388	168.2	201.1	2:10.345	
2	46.014	118.3	45.659	90.1	52.565	161.4	193.9	2:24.238		13	42.172	143.6	41.183	107.0	46.937	169.0	201.5	2:10.292	
3	46.640	122.6	44.894	92.7	52.908	162.9	200.0	2:24.442		14	41.530	145.4	41.936	96.0	46.870	169.8	202.2	2:10.336	
4	44.116	132.8	43.841	96.2	51.124	165.1	198.5	2:19.081		15	40.936	140.4	41.629	95.9	46.691	172.2	205.3	2:09.256	
5	42.356	144.0	42.980	96.9	50.159	165.1	200.0	2:15.495		16	41.144	144.8	41.293	92.0	46.589	170.6	198.9	2:09.026	
6	42.951	138.6	43.106	93.7	48.810	164.4	199.3	2:14.867		17	1:01.974	60.7	57.802	70.6	54.308	<u>173.9</u>	196.0	2:54.084	
7	41.729	147.7	42.199	95.4	48.788	168.2	201.9	2:12.716		18	40.339	158.6	40.404	99.4	<u>46.170</u>	<u>173.9</u>	<u>207.3</u>	<u>2:06.913</u>	
8	42.458	148.8	41.818	100.3	47.736	167.4	201.9	2:12.012		19	40.301	148.4	41.189	98.2	46.244	173.1	203.0	2:07.734	
9	40.929	148.6	41.771	102.1	Pit In	169.0	202.2	2:19.066		20	<u>40.217</u>	160.7	40.892	101.9	47.679	173.1	205.3	2:08.788	
10	Pit Out	145.2	41.779	98.7	47.941			3:39.224		21	40.476	161.0	<u>40.256</u>	103.1	46.514	169.0	201.1	2:07.246	
11	40.824	147.9	41.862	91.3	48.567	167.4	199.6	2:11.253		22	40.235	159.5	40.768	103.8	46.812	173.1	204.9	2:07.815	

66		PUITGMAL-NAOUR								RENAULT CLIO CUP IV									
lap	Sect-1	Speed	Sect-2	Speed	Sect-3	Speed	TopSpeed	laptime	pit	lap	Sect-1	Speed	Sect-2	Speed	Sect-3	Speed	Topspeed	laptime	pit
1	51.568	117.0	47.587	83.6	54.546	125.4	177.0	2:36.368		13	41.971	137.8	41.099	100.2	46.707	172.2	205.7	2:09.777	
2	45.772	124.6	47.177	86.8	52.561	165.1	202.2	2:25.510		14	40.784	152.5	41.568	94.8	46.943	<u>173.9</u>	<u>208.1</u>	2:09.295	
3	44.608	136.7	46.720	82.3	52.618	163.6	200.4	2:23.946		15	41.015	140.3	41.612	93.3	47.124	171.4	200.4	2:09.751	
4	43.435	136.2	44.912	86.9	50.557	165.1	200.4	2:18.904		16	41.031	144.0	41.155	93.7	46.726	170.6	200.4	2:08.912	
5	42.960	137.2	43.649	94.5	50.052	166.7	203.0	2:16.661		17	1:01.435	61.3	57.939	73.5	54.415	170.6	199.6	2:53.789	
6	41.959	145.9	42.966	93.3	48.725	168.2	201.9	2:13.650		18	40.323	157.0	<u>40.240</u>	99.8	46.454	172.2	203.0	2:07.017	
7	42.693	141.2	42.857	93.5	48.578	169.8	204.5	2:14.128		19	40.550	154.5	41.002	102.8	46.238	171.4	200.4	2:07.790	
8	41.302	154.3	42.424	94.2	47.371	169.0	201.9	2:11.097		20	40.165	<u>164.1</u>	40.365	101.5	46.179	171.4	200.0	<u>2:06.709</u>	
9	41.053	147.7	42.347	96.9	47.726	169.8	204.5	2:11.126		21	41.290	152.8	40.727	<u>102.9</u>	46.693	171.4	199.3	2:08.710	
10	41.704	143.2	42.165	95.3	Pit In	169.0	200.4	2:18.500		22	<u>39.763</u>	154.5	40.796	99.6	46.183	173.1	202.6	2:06.742	
11	Pit Out	121.6	42.918	92.2	49.122			3:38.227		23	40.188	153.4	40.533	98.0	<u>46.118</u>	172.2	201.1	2:06.839	
12	42.312	138.3	41.368	91.7	47.544	165.1	197.8	2:11.224		24									



## Caterham Racing Weekend

Autódromo Internacional do Algarve

GT-CET

4 - 7 April 2024

Laps and Sector Times - RACE 2

Autodromo Internacional Algarve - 4652mtr.

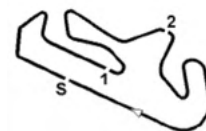
100 SILVERO-GONZALEZ										PORSCHE 992 CUP									
lap	Sect-1	Speed	Sect-2	Speed	Sect-3	Speed	TopSpeed	laptime	pit	lap	Sect-1	Speed	Sect-2	Speed	Sect-3	Speed	Topspeed	laptime	pit
1		125.6	50.092	86.4	55.079		160.5	2:36.497		13	36.656	180.0	36.692	107.1	42.551	209.3	254.7	1:55.899	
2	44.379	128.0	45.972	94.6	52.107	184.6	211.4	2:22.458		14	35.779	181.2	36.089	110.7	42.517	211.8	258.4	1:54.385	
3	46.227	133.2	44.761	101.7	51.318	195.7	194.9	2:22.306		15	42.137	111.9	45.468	90.1	52.696	213.0	260.2	2:20.301	
4	43.148	150.4	43.047	95.7	49.450	192.5	232.8	2:15.645		16	1:02.177	73.2	45.271	99.2	53.259	162.9	190.5	2:40.707	
5	40.851	146.9	42.650	107.1	48.271	198.9	247.7	2:11.772		17	45.581	133.0	44.521	87.0	51.568	157.2	193.2	2:21.670	
6	40.699	156.3	41.024	102.7	48.535	201.1	214.7	2:10.258		18	44.504	121.9	43.507	89.6	51.420	166.7	203.0	2:19.431	
7	39.907	158.4	41.594		47.928	198.9	235.3	2:09.429		19	35.218	184.9	35.047	105.3	41.110	198.9	249.4	1:51.375	
8	39.501	156.1	40.641	105.1	47.802	198.9	248.8	2:07.944		20	35.553	<u>187.2</u>	35.308	108.0	41.479	<u>215.6</u>	<u>262.8</u>	1:52.340	
9	38.501	169.3	39.142	103.5	Pit In	198.9	248.8	<u>2:12.002</u>		21	35.193	179.7	35.496	110.1	41.169	213.0	257.8	1:51.858	
10	Pit Out	168.2	38.211	96.9	44.128			<u>3:17.636</u>		22	37.507	183.1	35.240	109.2	40.911	214.3	258.4	1:53.658	
11	36.451	165.4	37.142	114.4	43.013	206.9	254.7	1:56.606		23	<u>34.340</u>	182.1	34.517	110.1	40.773	<u>215.6</u>	258.4	<u>1:49.630</u>	
12	36.713	173.4	36.522	107.7	42.167	206.9	254.7	1:55.402		24	35.004	185.2	<u>34.491</u>	<u>122.2</u>	<u>40.431</u>	<u>215.6</u>	261.5	1:49.926	

110 PLAZIO GOMEZ-PLAZIO GOMEZ										LIGIER JS2R									
lap	Sect-1	Speed	Sect-2	Speed	Sect-3	Speed	TopSpeed	laptime	pit	lap	Sect-1	Speed	Sect-2	Speed	Sect-3	Speed	Topspeed	laptime	pit
1		126.6	47.711	89.3	55.975		181.8	2:44.384		13	41.436	151.0	40.930	99.9	47.149	183.7	223.1	2:09.515	
2	45.987	124.4	48.503	97.6	52.500	173.9	205.3	2:26.990		14	39.795	151.0	41.953	95.5	47.614	182.7	226.4	2:09.362	
3	44.398	129.8	45.153	88.3	51.544	180.0	221.8	2:21.095		15	40.150	146.7	41.146	100.7	47.124	183.7	226.4	2:08.420	
4	44.267	135.2	43.847	92.5	50.893	180.9	213.9	2:19.007		16	40.479	154.5	40.246	105.4	46.885	181.8	225.5	2:07.610	
5	41.858	139.9	42.173	96.8	48.541	182.7	210.9	2:12.572		17	1:04.987	70.1	59.113	78.2	52.551	184.6	153.8	2:56.651	
6	41.816	145.9	41.201	96.4	48.888	184.6	211.4	2:11.905		18	39.213	169.3	39.155	110.8	44.645	189.5	230.8	2:03.013	
7	41.154	147.3	41.550	96.8	47.930	185.6	230.8	2:10.634		19	38.173	164.1	38.021	110.5	44.133	189.5	232.3	2:00.327	
8	41.467	157.9	40.469	98.7	47.839	185.6	220.9	2:09.775		20	37.899	166.4	37.820	115.4	43.439	192.5	233.8	1:59.158	
9	41.756	149.8	40.469	96.5	47.235	180.9	220.4	2:09.460		21	37.883	166.7	<u>37.323</u>	<u>115.9</u>	43.596	193.5	234.3	1:58.802	
10	40.617	149.4	43.008	94.2	Pit In	185.6	218.2	<u>2:18.882</u>		22	<u>37.241</u>	<u>173.1</u>	37.781	107.1	<u>43.190</u>	193.5	234.3	<u>1:58.212</u>	
11	Pit Out	128.1	43.667	97.5	48.800			<u>3:42.595</u>		23	37.252	168.5	37.602	111.9	43.559	<u>194.6</u>	<u>234.8</u>	1:58.413	
12	41.112	150.8	40.910	104.8	47.127	180.9	219.5	2:09.149		24									

111 YEREGUI - CARRETERO										AUDI RO									
lap	Sect-1	Speed	Sect-2	Speed	Sect-3	Speed	TopSpeed	laptime	pit	lap	Sect-1	Speed	Sect-2	Speed	Sect-3	Speed	Topspeed	laptime	pit
1		126.2	46.362	100.7	50.708		187.2	2:21.614		13	36.007	171.7	36.808	<u>114.5</u>	<u>41.660</u>	<u>218.2</u>	269.3	<u>1:54.475</u>	
2	42.017	141.2	42.952	100.4	48.538	206.9	238.9	2:13.507		14	<u>35.614</u>	185.9	36.638	107.7	Pit In	<u>218.2</u>	<u>270.7</u>	2:02.200	
3	41.186	149.4	42.293	98.4	47.864	208.1	252.9	2:11.343		15	Pit Out	159.5	42.269	91.1	47.575			3:49.335	
4	40.665	155.2	41.656	93.3	46.458	210.5	252.3	2:08.779		16	38.918	175.9	38.413	102.5	44.979	204.5	259.0	2:02.310	
5	41.041	152.5	40.724	100.9	46.103	211.8	263.4	2:07.868		17	37.168	180.0	37.346	103.3	1:09.208	211.8	264.7	2:23.722	
6	39.416	161.4	39.987	104.9	45.655	213.0	260.9	2:05.058		18	1:14.178	70.7	59.867	74.9	53.263	72.7	106.0	3:07.308	
7	38.547	164.1	39.536	100.8	43.586	214.3	266.0	2:01.669		19	38.636	161.0	39.058	112.6	44.351	211.8	268.7	2:02.045	
8	38.432	165.4	38.552	98.7	43.986	216.9	269.3	2:00.970		20	37.376	153.0	39.708	111.1	44.314	213.0	264.7	2:01.398	
9	38.163	154.9	39.833	101.7	46.018	216.9	268.0	2:04.014		21	37.221	158.6	37.608	106.0	43.635	213.0	268.7	1:58.464	
10	37.408	169.0	37.195	92.1	42.523	214.3	246.6	1:57.126		22	36.159	<u>192.5</u>	36.615	106.5	43.904	213.0	265.4	1:56.678	
11	36.795	162.7	37.789	108.2	43.720	<u>218.2</u>	270.0	1:58.304		23	36.061	175.9	37.735	107.2	43.190	213.0	266.7	1:56.986	
12	36.480	163.9	<u>36.587</u>	105.3	42.362	<u>218.2</u>	270.0	1:55.429		24	36.593	190.5	36.640	107.5	43.599	214.3	236.8	1:56.832	

112 BRAS-GOMEZ										PORSCHE 992 CUP									
lap	Sect-1	Speed	Sect-2	Speed	Sect-3	Speed	TopSpeed	laptime	pit	lap	Sect-1	Speed	Sect-2	Speed	Sect-3	Speed	Topspeed	laptime	pit
1		132.2	47.395	96.3	54.035		183.1	2:32.291		7	40.163	147.1	42.586	95.2	49.640	200.0	247.1	2:12.389	
2	45.359	145.7	45.769	87.4	54.442	189.5	222.7	2:25.570		8	40.510	161.7	41.757	94.2	49.103	200.0	250.6	2:11.370	
3	47.187	126.5	45.614	99.6	1:07.717	193.5	213.9	2:40.518		9	40.135	162.4	41.206	94.3	48.765	202.2	250.6	<u>2:10.106</u>	
4	44.739	143.8	43.532	93.8	52.441	177.3	220.0	2:20.712		10	<u>39.401</u>	147.3	42.226	<u>108.0</u>	Pit In	202.2	251.7	2:20.100	





### Caterham Racing Weekend

Autódromo Internacional do Algarve

GT-CET

4 - 7 April 2024

Laps and Sector Times - RACE 2

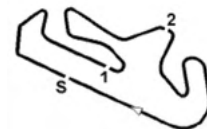
Autodromo Internacional Algarve - 4652mtr.

2	43.628	129.3	44.895	89.1	49.727	196.7	235.3	2:18.250	7	37.808	165.4	38.189	108.4	44.043	206.9	249.4	2:00.040
3	41.525	147.5	43.662	90.6	48.779	201.1	239.5	2:13.966	8	<u>36.919</u>	<u>166.4</u>	<u>38.104</u>	105.0	44.440	<u>210.5</u>	252.3	1:59.463
4	40.825	149.8	42.114	94.7	47.467	201.1	242.2	2:10.406	9	37.009	160.2	38.525	107.2	<u>43.240</u>	209.3	<u>254.1</u>	<u>1:58.774</u>
5	39.996	158.1	40.599	102.7	46.546	204.5	246.0	2:07.141	10								

122 BARAMBIO-GARCIA										PORCHE 992K									
lap	Sect-1	Speed	Sect-2	Speed	Sect-3	Speed	TopSpeed	laptime	pit	lap	Sect-1	Speed	Sect-2	Speed	Sect-3	Speed	Topspeed	laptime	pit
1	47.347	129.3	43.921	99.5	49.400	137.9	206.9	2:20.878		13	36.014	170.9	35.969	117.8	Pit In	<u>218.2</u>	<u>261.5</u>	1:59.606	
2	40.674	151.0	40.407	104.4	46.573	201.1	245.5	2:07.654		14	Pit Out	152.1	39.663	108.9	44.323			3:29.913	
3	38.921	151.3	39.764	102.6	45.263	203.4	244.9	2:03.948		15	37.038		36.956	104.3	43.571	208.1	255.3	1:57.565	
4	39.091	156.3	38.526	105.6	44.635	205.7	247.7	2:02.252		16	39.336	115.9	43.789	89.6	52.858	211.8	256.5	2:15.983	
5	38.223	154.5	38.424	105.7	44.341	206.9	242.7	2:00.988		17	1:02.023	78.2	1:02.747	73.3	1:12.984	148.8	195.7	3:17.754	
6	37.748	165.4	38.322	109.5	42.978	209.3	246.0	1:59.048		18	1:13.277	90.8	1:01.611	84.7	55.161	82.9	103.0	3:10.049	
7	36.865	171.7	38.019	107.4	42.996	213.0	255.3	1:57.880		19	36.338	168.2	35.819	106.7	43.201	208.1	252.9	1:55.358	
8	36.725	165.4	36.915	112.9	42.276	213.0	257.8	1:55.916		20	34.716	184.0	34.865	113.8	41.032	211.8	259.0	1:50.613	
9	37.939	172.0	37.665	111.0	42.699	215.6	252.3	1:58.303		21	34.747	188.5	34.528	113.4	41.011	214.3	256.5	1:50.286	
10	36.841	171.4	36.757	<u>118.3</u>	41.390	216.9	260.9	1:54.988		22	34.450	<u>191.2</u>	<u>34.163</u>	106.6	<u>40.296</u>	211.8	254.7	<u>1:48.909</u>	
11	35.978	171.2	35.473	117.0	42.029	215.6	258.4	1:53.480		23	<u>34.153</u>	<u>191.2</u>	34.444	107.6	41.521	215.6	257.8	1:50.118	
12	35.494	179.4	35.408	117.0	40.977	211.8	257.1	1:51.879		24	34.771	189.1	35.007	111.1	40.806	198.9	249.4	1:50.584	

123 SANABRIA-BRIOSIO										PORSCHE 992 CUP									
lap	Sect-1	Speed	Sect-2	Speed	Sect-3	Speed	TopSpeed	laptime	pit	lap	Sect-1	Speed	Sect-2	Speed	Sect-3	Speed	Topspeed	laptime	pit
1		111.3	48.411	86.9	54.481		186.9	2:29.811		13	36.439	180.3	36.515	99.2	43.425	210.5	<u>259.0</u>	1:56.379	
2	44.409	122.2	47.857	86.1	54.842	184.6	214.3	2:27.108		14	36.217	180.3	36.213	101.5	45.398	203.4	253.5	1:57.828	
3	44.664	122.7	46.509	86.0	52.144	185.6	206.9	2:23.317		15	43.302	139.5	40.970	94.7	48.185	185.6	173.1	2:12.457	
4	43.825	148.4	45.087	89.9	51.137	188.5	231.8	2:20.049		16	40.834	162.4	44.246	71.2	1:11.067	195.7	197.8	2:36.147	
5	42.163	141.5	43.869	93.5	52.079	187.5	228.8	2:18.111		17	1:13.842	88.2	1:00.552	71.5	53.150	79.6	102.0	3:07.544	
6	42.741	134.7	42.808	95.6	49.031	185.6	229.3	2:14.580		18	38.143	182.1	35.864	<u>118.8</u>	42.017	197.8	244.9	1:56.024	
7	40.403	161.7	42.690	94.7	48.394	190.5	234.8	2:11.487		19	34.933	<u>201.1</u>	35.589	108.5	41.439	213.0	257.1	1:51.961	
8	40.105	160.5	41.855	98.6	49.962	194.6	243.8	2:11.922		20	35.368	179.7	35.528	100.3	<u>41.438</u>	210.5	257.1	1:52.334	
9	40.846	164.4	40.867	98.0	Pit In	185.6	230.8	2:20.762		21	<u>34.886</u>	182.4	<u>34.883</u>	111.3	41.495	214.3	258.4	<u>1:51.264</u>	
10	Pit Out	153.0	39.718	97.6	46.301			3:34.614		22	35.433	174.8	35.528	102.1	41.987	<u>215.6</u>	257.1	1:52.948	
11	38.752	160.5	38.571	98.6	44.603	202.2	252.9	2:01.926		23	35.674	171.7	36.429	101.1	42.664	213.0	256.5	1:54.767	
12	37.082	174.2	36.879	99.8	44.172	205.7	253.5	1:58.133		24									

133 SANTOS AVALLE - KRISTENSEN										LIGIER JS2R									
lap	Sect-1	Speed	Sect-2	Speed	Sect-3	Speed	TopSpeed	laptime	pit	lap	Sect-1	Speed	Sect-2	Speed	Sect-3	Speed	Topspeed	laptime	pit
1		127.1	46.652	90.4	53.311		183.7	2:33.157		13	39.214	150.2	40.285	100.4	Pit In	170.6	220.4	2:09.553	
2	44.923	138.3	45.770	91.6	53.398	179.1	223.1	2:24.091		14	Pit Out	139.4	40.972	101.5	45.996			3:23.514	
3	57.491	124.4	44.761	90.6	51.426	180.0	211.4	2:33.678		15	46.027	136.0	41.356	96.9	46.960	174.8	137.8	2:14.343	
4	42.794	137.2	43.229	89.2	49.196	179.1	225.9	2:15.219		16	41.640	137.4	44.190	89.8	1:11.831	169.8	186.2	2:37.661	
5	41.462	154.1	42.622	91.3	48.935	186.5	228.8	2:13.019		17	1:14.074	95.2	1:00.741	74.8	53.861	88.7	92.9	3:08.676	
6	41.266	142.9	41.364	94.4	48.497	181.8	226.9	2:11.127		18	41.113	165.4	38.394	105.7	44.006	189.5	232.3	2:03.513	
7	40.748	150.2	41.561	93.1	47.449	177.3	225.0	2:09.758		19	38.003	163.1	<u>37.238</u>	110.5	43.025	<u>195.7</u>	225.9	1:58.266	
8	41.106	133.8	41.047	92.9	48.197	181.8	225.5	2:10.350		20	<u>37.299</u>	168.8	37.472	110.7	43.264	193.5	232.3	<u>1:58.035</u>	
9	39.407	140.8	40.463	94.5	46.476	182.7	227.4	2:06.346		21	37.580	166.4	37.716	111.3	43.110	191.5	231.3	1:58.406	
10	38.635	153.8	39.247	94.2	45.387	183.7	226.9	2:03.269		22	37.737	161.9	38.871	105.0	<u>42.915</u>	193.5	231.8	1:59.523	
11	38.286	146.3	39.098	98.5	44.633	185.6	228.8	2:02.017		23	37.536	<u>175.6</u>	38.371	<u>112.7</u>	43.858	193.5	<u>233.8</u>	1:59.765	
12	37.876	154.9	39.851	102.7	48.471	188.5	231.3	2:06.198		24									



## Caterham Racing Weekend

Autódromo Internacional do Algarve

GT-CET

4 - 7 April 2024

Laps and Sector Times - RACE 2

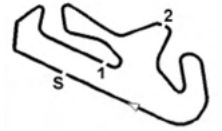
Autodromo Internacional Algarve - 4652mtr.

135 MARTINS-SVEPES									PORSCHE 992 GT3 CUP										
lap	Sect-1	Speed	Sect-2	Speed	Sect-3	Speed	TopSpeed	laptime	pit	lap	Sect-1	Speed	Sect-2	Speed	Sect-3	Speed	Topspeed	laptime	pit
1		124.9	48.042	90.2	53.998		182.4	2:24.675		13	34.707	155.8	35.969	108.8	41.620	215.6	<u>259.6</u>	1:52.296	
2	46.923	120.8	46.996	86.5	51.907	188.5	211.8	2:25.826		14	37.027	186.5	34.112	109.0	39.984	211.8	257.8	1:51.123	
3	43.468	138.1	44.658	88.4	50.403	188.5	210.5	2:18.529		15	34.467	193.9	35.830	99.0	42.117	214.3	258.4	1:52.414	
4	41.069	152.3	42.029	92.1	48.142	195.7	229.8	2:11.240		16	36.638	158.1	38.299	112.4	45.255	206.9	239.5	2:00.192	
5	40.633	154.3	40.850	100.7	47.132	195.7	225.9	2:08.615		17	40.682	145.6	43.226	72.8	1:10.588	190.5	207.3	2:34.496	
6	39.030	161.9	39.608	99.7	46.463	198.9	247.1	2:05.101		18	1:14.134	78.4	1:00.025	76.0	52.151	89.1	102.3	3:06.310	
7	38.264	164.6	39.417	74.5	45.588	200.0	248.3	2:03.269		19	35.493	190.5	34.149	118.4	40.550	213.0	<u>259.6</u>	1:50.192	
8	37.698	164.9	38.323	106.1	44.882	203.4	250.0	2:00.903		20	33.746	181.8	34.684	<u>118.6</u>	39.766	216.9	259.0	1:48.196	
9	37.036	170.3	38.121	100.0	43.951	205.7	252.9	1:59.108		21	33.674	<u>196.7</u>	34.042	103.7	39.818	215.6	255.9	1:47.534	
10	36.288	179.7	37.910	101.1	Pit In	206.9	253.5	2:04.665		22	33.844	192.2	33.739	108.1	39.674	216.9	257.8	1:47.257	
11	Pit Out	164.9	37.999	106.9	41.894			3:31.897		23	33.793	189.8	<u>33.440</u>	114.0	39.540	216.9	257.8	<u>1:46.773</u>	
12	35.398	170.3	35.563	106.6	41.299	214.3	257.8	1:52.260		24	<u>33.552</u>	190.5	33.795	108.1	<u>39.510</u>	<u>218.2</u>	259.0	1:46.857	

136 MOLEIRO-CRUZ									PORSCHE 992 GT3 CUP										
lap	Sect-1	Speed	Sect-2	Speed	Sect-3	Speed	TopSpeed	laptime	pit	lap	Sect-1	Speed	Sect-2	Speed	Sect-3	Speed	Topspeed	laptime	pit
1		125.6	47.380	92.1	53.340		177.9	2:26.134		13	34.983	176.2	35.957	106.0	41.220	208.1	255.9	1:52.160	
2	44.977	135.8	45.536	82.9	49.742	192.5	212.2	2:20.255		14	37.467	171.7	35.405	103.7	Pit In	211.8	238.9	2:01.389	
3	40.857	143.8	41.980	98.2	49.142	196.7	223.1	2:11.979		15	Pit Out	152.1	37.535	103.8	45.782			3:46.093	
4	40.789	150.4	39.793	102.9	47.425	194.6	225.0	2:08.007		16	38.805	132.5	39.344	103.2	45.538	197.8	235.8	2:03.687	
5	39.099	162.4	39.133	97.6	47.173	198.9	249.4	2:05.405		17	40.665	150.2	42.811	71.0	1:10.879	190.5	217.7	2:34.355	
6	37.263	158.4	39.483	93.9	45.705	202.2	250.0	2:02.451		18	1:14.098	78.9	1:00.074	72.9	52.667	77.6	99.8	3:06.839	
7	37.332	171.2	37.726	96.3	44.529	200.0	250.0	1:59.587		19	1:29.090	180.9	36.565	111.2	41.837	211.8	<u>260.2</u>	2:47.492	
8	36.286	166.7	38.138	91.4	44.880	206.9	255.3	1:59.304		20	35.655	177.0	35.786	114.8	41.131	206.9	254.1	1:52.572	
9	36.685	164.6	39.208	106.2	44.890	204.5	253.5	2:00.783		21	34.944	185.6	35.401	115.4	41.148	<u>213.0</u>	256.5	1:51.493	
10	35.812	<u>191.5</u>	36.809	98.0	42.586	204.5	252.9	1:55.207		22	36.073	174.5	36.335	<u>118.9</u>	41.567	211.8	242.2	1:53.975	
11	35.684	187.2	36.888	102.8	42.617	208.1	252.3	1:55.189		23	<u>34.733</u>	191.2	35.144	112.7	41.489	211.8	257.1	1:51.366	
12	35.550	177.9	36.247	96.3	42.154	204.5	253.5	1:53.951		24	34.873	180.6	<u>35.000</u>	112.9	<u>41.034</u>	<u>213.0</u>	255.9	<u>1:50.907</u>	

140 MARREI ROS-MARREI ROS									PORSCHE 992 GT3 CUP										
lap	Sect-1	Speed	Sect-2	Speed	Sect-3	Speed	TopSpeed	laptime	pit	lap	Sect-1	Speed	Sect-2	Speed	Sect-3	Speed	Topspeed	laptime	pit
1		121.1	47.812	90.5	53.859		183.4	2:25.581		13	39.306	150.2	38.812	105.9	43.859	205.7	231.3	2:01.977	
2	46.237	125.3	47.778	83.3	53.492	185.6	217.3	2:27.507		14	37.310	163.6	38.493	101.2	45.849	204.5	249.4	2:01.652	
3	46.450	135.5	48.205	83.1	Pit In	190.5	224.5	2:43.094		15	40.663	134.3	40.248	91.2	46.456	196.7	203.4	2:07.367	
4	Pit Out	156.5	40.969	96.0	48.536			2:50.310		16	40.377	141.7	39.948	91.0	49.962	196.7	192.9	2:10.287	
5	39.984	161.7	51.290	97.0	48.313	190.5	242.2	2:19.587		17	1:14.406	70.1	58.931	77.9	52.564	95.5	119.5	3:05.901	
6	39.656	158.8	40.541	94.4	47.986	194.6	244.9	2:08.183		18	37.665	162.2	37.379	<u>107.7</u>	43.616	201.1	247.7	1:58.660	
7	39.599	161.2	40.170	97.4	46.941	195.7	246.6	2:06.710		19	36.516	173.9	36.278	101.3	42.395	<u>208.1</u>	252.3	1:55.189	
8	39.240	172.8	38.941	95.7	46.093	200.0	248.8	2:04.274		20	36.084	161.0	36.172	105.9	42.491	<u>208.1</u>	251.2	1:54.747	
9	38.678	169.8	39.204	98.6	45.547	200.0	247.7	2:03.429		21	35.979	182.4	35.859	106.8	41.762	204.5	249.4	1:53.600	
10	38.530	163.6	38.913	104.9	47.025	204.5	251.7	2:04.468		22	35.217	<u>186.2</u>	35.420	103.6	<u>41.467</u>	<u>208.1</u>	251.7	1:52.104	
11	38.377	169.3	39.975	101.7	Pit In	206.9	<u>253.5</u>	2:12.931		23	<u>35.054</u>	<u>186.2</u>	<u>35.228</u>	105.2	41.715	<u>208.1</u>	251.2	<u>1:51.997</u>	
12	Pit Out	148.8	40.222	104.9	46.043			3:33.877		24									

150 RAMOS-CARVALHO									ASTON MARTIN VANTAGE										
lap	Sect-1	Speed	Sect-2	Speed	Sect-3	Speed	TopSpeed	laptime	pit	lap	Sect-1	Speed	Sect-2	Speed	Sect-3	Speed	Topspeed	laptime	pit
1		121.8	47.878	90.1	54.407		190.8	2:30.700		13	Pit Out	142.1	41.378	100.2	47.025			3:50.097	
2	44.858	132.2	47.457	86.2	53.521	180.0	207.3	2:25.836		14	39.870	161.4	39.504	104.2	47.146	190.5	229.3	2:06.520	
3	44.198	134.2	44.766	90.7	49.852	184.6	216.9	2:18.816		15	40.224	153.0	39.842	100.8	46.210	188.5	209.3	2:06.276	
4	43.342	141.0	43.413	96.7	49.378	186.5	222.7	2:16.133		16	40.118	155.4	42.990	71.1	1:11.213	192.5	220.4	2:34.321	

**Caterham Racing Weekend**  
Autódromo Internacional do Algarve

GT-CET

4 - 7 April 2024

Laps and Sector Times - RACE 2

Autodromo Internacional Algarve - 4652mtr.

5	41.255	148.8	41.969	99.5	49.853	187.5	216.9	2:13.077	17	1:14.094	81.9	59.977	71.1	53.083	75.0	100.6	3:07.154
6	42.705	155.2	41.667	100.6	48.752	190.5	219.1	2:13.124	18	39.958	165.1	38.576	109.5	44.201	<u>197.8</u>	<u>240.5</u>	2:02.735
7	40.956	146.5	42.418	96.2	48.574	191.5	228.3	2:11.948	19	38.756	155.8	38.197	107.1	44.356	194.6	222.7	2:01.309
8	40.825	151.0	40.327	112.5	46.090	188.5	219.5	2:07.242	20	38.474	159.3	39.214	103.0	44.240	193.5	230.3	2:01.928
9	40.156	158.1	39.382	<u>114.2</u>	45.520	194.6	234.3	2:05.058	21	39.044	163.1	37.688	100.7	<u>43.363</u>	193.5	231.8	2:00.095
10	39.210	154.1	38.616	110.8	44.626	192.5	234.8	2:02.452	22	<u>36.854</u>	<u>170.6</u>	<u>37.624</u>	101.8	43.366	195.7	233.8	<u>1:57.844</u>
11	39.075	156.5	38.893	98.8	46.099	194.6	234.8	2:04.067	23	37.400	166.9	37.809	106.4	43.955	194.6	232.3	1:59.164
12	39.363	157.4	38.688	107.6	Pit In	192.5	232.3	<u>2:09.848</u>	24								

166 CAETANO-POSSER										PORSCHE 991.2 GT3 CUP									
lap	Sect-1	Speed	Sect-2	Speed	Sect-3	Speed	TopSpeed	laptime	pit	lap	Sect-1	Speed	Sect-2	Speed	Sect-3	Speed	Topspeed	laptime	pit
1		120.3	47.561	87.6	53.645		181.2	2:28.497		13	38.838	158.4	37.911	97.6	Pit In	<u>210.5</u>	<u>255.9</u>	2:09.679	
2	44.373	120.7	48.289	85.3	51.838	193.5	209.3	2:24.500		14	Pit Out	143.8	41.228	93.4	45.800			3:50.259	
3	43.928	132.5	43.967	96.0	50.499	194.6	237.4	2:18.394		15	39.823	156.1	39.151	92.8	44.990	204.5	195.7	2:03.964	
4	42.090	137.9	42.491	93.3	50.031	196.7	229.3	2:14.612		16	49.561	70.0	1:00.242	72.4	1:12.099	206.9	241.6	3:01.902	
5	41.019	149.8	40.738	97.8	47.011	193.5	218.2	2:08.768		17	1:13.590	72.5	1:01.431	73.6	54.767	80.7	92.1	3:09.788	
6	40.057	153.2	39.998	94.1	46.197	200.0	232.3	2:06.252		18	44.468	163.9	38.224	<u>108.3</u>	43.589	201.1	223.6	2:06.281	
7	39.868	150.0	40.393	91.6	47.203	203.4	240.0	2:07.464		19	37.494	142.3	38.468	106.3	43.555	206.9	230.3	1:59.517	
8	39.695	154.3	40.040	95.3	46.895	203.4	232.8	2:06.630		20	36.853	<u>171.2</u>	<u>36.713</u>	100.0	<u>43.006</u>	208.1	247.1	<u>1:56.572</u>	
9	38.877	150.8	40.277	104.1	45.186	203.4	237.9	2:04.340		21	<u>36.482</u>	161.4	38.007	94.9	43.107	209.3	250.6	1:57.596	
10	39.445	153.6	40.606	97.6	45.436	205.7	248.8	2:05.487		22	36.696	163.1	37.476	100.2	43.118	206.9	242.2	1:57.290	
11	38.029	161.7	38.098	101.2	44.837	206.9	246.6	2:00.964		23	36.497	168.8	37.044	98.7	43.037	206.9	253.5	1:56.578	
12	38.399	159.1	37.628	98.4	43.800	206.9	244.9	1:59.827		24									

181 MAREK-GUI TI ERREZ AGÜI										MCLAREN ARTURA GT4									
lap	Sect-1	Speed	Sect-2	Speed	Sect-3	Speed	TopSpeed	laptime	pit	lap	Sect-1	Speed	Sect-2	Speed	Sect-3	Speed	Topspeed	laptime	pit
1		134.5	46.711		53.200			2:26.130		13	37.183	158.6	38.578		Pit In	<u>196.7</u>	234.3	2:06.322	
2	44.298	151.3	43.109		49.973	175.6	212.6	2:17.380		14	Pit Out		39.430		45.224			3:48.666	
3	41.753	138.8	44.116		50.571	185.6		2:16.440		15	44.565		45.650		52.517	188.5	227.4	2:22.732	
4	40.902	143.8	41.531		48.250	179.1		2:10.683		16	1:01.971		45.964		52.636	162.2	180.9	2:40.571	
5	40.452	159.3	41.395		46.759	186.5	230.3	2:08.606		17	46.181		44.527		51.668	167.4		2:22.376	
6	39.487	161.7	39.827		46.368	189.5		2:05.682		18	44.232		43.694		52.032	159.3	199.3	2:19.958	
7	39.189	166.9	39.447		45.255	190.5		2:03.891		19	38.677		37.698		43.474	169.8	220.9	1:59.849	
8	38.410	173.9	38.645		44.663	192.5		2:01.718		20	37.316		37.487		43.438	193.5	232.3	1:58.241	
9	38.449	169.5	39.217		44.104	194.6	233.8	2:01.770		21	37.314		37.573		43.559	<u>196.7</u>		1:58.446	
10	37.666	174.8	38.178		44.001	194.6	233.8	1:59.845		22	37.040	169.0	37.482		43.430	194.6	233.3	1:57.952	
11	38.702	170.1	37.727		43.564	194.6	<u>236.8</u>	1:59.993		23	<u>36.899</u>	<u>178.8</u>	37.542		43.760	194.6		1:58.201	
12	37.240	175.0	37.379		<u>43.139</u>	<u>196.7</u>		<u>1:57.758</u>		24	37.197	178.5	<u>37.232</u>		43.360	194.6	231.3	1:57.789	

191 Jean-Roch PIAT										PORSCHE 991.1 GT3 CUP									
lap	Sect-1	Speed	Sect-2	Speed	Sect-3	Speed	TopSpeed	laptime	pit	lap	Sect-1	Speed	Sect-2	Speed	Sect-3	Speed	Topspeed	laptime	pit
1	53.107	115.1	50.017	80.1	55.927	124.1	161.7	2:39.083		12	39.935	151.7	40.091	92.6	45.636	200.0	244.3	2:05.662	
2	47.034	115.3	48.894	80.0	55.351	183.7	207.7	2:31.279		13	41.136	146.7	41.800	88.7	Pit In	205.7	240.0	2:19.744	
3	46.332	117.6	47.232	75.2	55.119	184.6	216.0	2:28.683		14	Pit Out	151.9	40.191	96.5	47.575			3:40.114	
4	46.067	120.1	45.471	81.9	53.207	180.0	214.7	2:24.745		15	59.115	66.9	1:02.078	71.2	1:12.494	169.0	177.3	3:13.687	
5	43.176	141.2	44.301	84.4	51.370	191.5	220.9	2:18.847		16	1:13.679	87.7	1:01.601	82.4	56.303	77.9	100.9	3:11.583	
6	43.280	134.5	44.636	79.0	50.596	190.5	231.3	2:18.512		17	42.269	155.6	42.773	<u>101.1</u>	44.695	189.5	219.5	2:09.737	
7	43.788	147.3	46.110	82.8	49.482	193.5	218.6	2:19.380		18	38.023	163.9	37.528	99.1	43.919	206.9	253.5	1:59.470	
8	42.716	154.5	43.180	80.4	51.845	193.5	194.6	2:17.741		19	37.779	162.2	38.264	98.1	43.711	206.9	<u>254.7</u>	1:59.754	
9	41.261	161.4	42.046	85.4	48.743	197.8	225.9	2:12.050		20	37.467	176.5	37.020	94.3	43.432	<u>209.3</u>	250.6	1:57.919	
10	41.283	141.5	41.396	89.0	48.023	194.6	244.3	2:10.702		21	37.516	171.7	37.123	97.0	43.111	208.1	253.5	1:57.750	

## Caterham Racing Weekend

### Autódromo Internacional do Algarve

GT-CET

4 - 7 April 2024

Laps and Sector Times - RACE 2

Autodromo Internacional Algarve - 4652mtr.

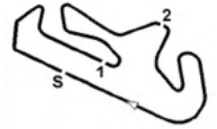
11	40.385	159.1	41.166	88.7	46.779	200.0	242.7	2:08.330	22	<u>37.233</u>	<u>177.9</u>	<u>36.980</u>	94.3	<u>43.044</u>	204.5	250.6	<u>1:57.257</u>
----	--------	-------	--------	------	--------	-------	-------	----------	----	---------------	--------------	---------------	------	---------------	-------	-------	-----------------

199 José BARROS										PORSCHE 991.2 GT3 CUP									
lap	Sect-1	Speed	Sect-2	Speed	Sect-3	Speed	TopSpeed	laptime	pit	lap	Sect-1	Speed	Sect-2	Speed	Sect-3	Speed	Topspeed	laptime	pit
1		127.5	47.682	93.1	53.290		168.8	2:25.465		13	34.989	178.8	35.838	123.9	42.222	214.3	262.1	1:53.049	
2	42.985	130.3	42.867	94.6	51.332	193.5	210.5	2:17.184		14	35.241		35.525	114.5	41.975	211.8	259.0	1:52.741	
3	42.532	132.8	43.195	102.7	48.562	194.6	221.8	2:14.289		15	35.023		35.923	117.6	43.977	215.6	260.9	1:54.923	
4	39.871	147.1	40.263	111.0	47.013	200.0	228.3	2:07.147		16	43.973		43.394	104.0	47.872	144.6	147.1	2:15.239	
5	39.786	157.7	40.065	114.3	45.775	203.4	242.7	2:05.626		17	41.271		44.752	75.2	1:11.873	159.3	181.8	2:37.896	
6	37.766	158.6	39.119	118.6	44.594	201.1	250.0	2:01.479		18	1:13.626	76.1	1:01.204	77.3	54.520	78.4	96.9	3:09.350	
7	37.818	161.0	38.444	115.6	43.657	209.3	254.1	1:59.919		19	36.183	187.5	35.652		40.907	201.1	255.3	1:52.742	
8	38.234	155.4	37.790	107.0	44.465	213.0	253.5	2:00.489		20	34.532	191.8	34.555	119.6	41.989	215.6	<u>263.4</u>	1:51.076	
9	37.067	173.4	38.473	103.5	42.899	205.7	257.1	1:58.439		21	35.298	188.5	34.923	117.5	40.592	204.5	257.8	1:50.813	
10	36.175	169.0	36.963	113.4	42.670	214.3	262.8	1:55.808		22	<u>34.139</u>	189.8	34.968	<u>127.5</u>	40.924	<u>216.9</u>	262.1	1:50.031	
11	36.304	167.7	36.858	117.8	Pit In	214.3	262.1	<u>2:06.098</u>		23	34.308	<u>196.7</u>	34.680	119.5	41.757	<u>216.9</u>	262.1	1:50.745	
12	Pit Out	162.4	37.213	117.9	42.288			<u>3:26.426</u>		24	34.142	<u>196.7</u>	<u>34.067</u>	124.7	<u>40.500</u>	210.5	258.4	<u>1:48.709</u>	

415 Jeremy FALI GAND										PORSCHE CUP 992									
lap	Sect-1	Speed	Sect-2	Speed	Sect-3	Speed	TopSpeed	laptime	pit	lap	Sect-1	Speed	Sect-2	Speed	Sect-3	Speed	Topspeed	laptime	pit
1		119.9	47.752	91.3	53.369		177.0	2:27.368		13	38.387	168.2	37.972	106.1	43.971	204.5	254.7	2:00.330	
2	44.904	122.7	48.378	88.2	52.005	190.5	204.2	2:25.287		14	37.444	162.4	37.311	113.4	43.088	210.5	256.5	1:57.843	
3	43.197	139.5	44.864	96.6	50.501	194.6	228.3	2:18.562		15	37.063	154.9	37.889	112.1	44.409	204.5	251.2	1:59.361	
4	41.411	154.7	43.094	97.6	52.400	192.5	241.1	2:16.905		16	1:00.991	63.8	57.701	94.2	46.862	173.9	170.9	2:45.554	
5	42.892	130.6	43.771	92.7	49.997	185.6	210.1	2:16.660		17	38.844	161.4	39.120	85.2	52.012	191.5	238.4	2:09.976	
6	41.837	157.7	42.268	93.3	49.023	195.7	232.8	2:13.128		18	44.450	121.8	43.392	82.3	50.654	142.9	161.9	2:18.496	
7	40.285	154.1	42.260	89.5	49.958	195.7	243.8	2:12.503		19	36.666	186.9	35.939	111.8	42.422	182.7	227.4	1:55.027	
8	41.167	143.8	42.160	105.9	48.070	200.0	220.9	2:11.397		20	35.325	188.2	35.823	111.9	<u>42.259</u>	206.9	255.3	1:53.407	
9	39.592	165.6	39.948	106.0	46.036	202.2	246.0	2:05.576		21	35.427	183.1	35.719	107.9	42.950	<u>211.8</u>	<u>257.1</u>	1:54.096	
10	37.773	161.4	39.308	100.2	45.066	203.4	251.2	2:02.147		22	35.318	190.5	35.748	<u>118.0</u>	42.611	205.7	252.3	1:53.677	
11	37.466	168.8	38.964	96.7	Pit In	208.1	254.7	<u>2:10.936</u>		23	35.105	<u>193.9</u>	35.735	111.1	42.731	210.5	255.3	1:53.571	
12	Pit Out	174.5	38.834	107.1	45.332			<u>3:18.815</u>		24	<u>34.808</u>	174.5	<u>35.542</u>	108.9	42.508	210.5	256.5	<u>1:52.858</u>	

701 Patrick L. BAY										VORTEX 1.0										
lap	Sect-1	Speed	Sect-2	Speed	Sect-3	Speed	TopSpeed	laptime	pit	lap	Sect-1	Speed	Sect-2	Speed	Sect-3	Speed	Topspeed	laptime	pit	
1		127.8	1:09.577	86.4	53.199		183.4	2:46.332		13	38.676	158.8	36.543	115.4	42.629	200.0	239.5	1:57.848		
2	43.031	127.7	44.181	88.9	52.139	184.6	232.8	2:19.351		14	40.759	173.9	36.855	108.8	42.086	202.2	240.5	1:59.700		
3	43.132	132.5	43.839	89.8	52.211	188.5	234.3	2:19.182		15	37.827	157.2	38.036	109.1	44.982	201.1	232.8	2:00.845		
4	42.160	147.1	43.455	92.4	50.160	191.5	234.3	2:15.775		16	59.685	77.9	1:01.891	72.8	1:11.922	169.8	186.9	3:13.498		
5	41.324	159.8	42.099	91.9	48.904	191.5	232.3	2:12.327		17	1:14.332	73.4	1:00.928	85.0	55.264	81.1	93.0	3:10.524		
6	40.638	148.4	41.837	90.5	48.191	190.5	231.8	2:10.666		18	36.338	176.5	35.324	<u>119.3</u>	41.910	196.7	237.9	1:53.572		
7	39.350	159.8	39.512	98.5	48.231	195.7	236.3	2:07.093		19	35.741	172.2	35.245	116.8	41.322	205.7	242.2	1:52.308		
8	40.675	159.8	39.983	102.9	46.277	196.7	224.1	2:06.935		20	35.393	187.2	34.882	113.4	40.994	204.5	242.7	1:51.269		
9	38.471	160.2	38.272	106.1	45.333	195.7	237.4	2:02.076		21	35.177	<u>190.8</u>	34.812	114.2	40.550	205.7	243.8	1:50.539		
10	38.606	165.1	37.820	106.1	Pit In	196.7	237.9	<u>2:07.670</u>		22	35.092	183.1	<u>34.492</u>	114.9	<u>40.240</u>	205.7	241.6	1:49.824		
11	Pit Out	173.1	38.270	103.1	44.452			<u>3:31.608</u>		23	<u>34.428</u>	189.8	34.571	118.3	40.445	<u>206.9</u>	<u>246.0</u>	<u>1:49.444</u>		
12	36.853	167.4	38.511	98.8	43.560	195.7	236.8	1:58.924		24										





## Caterham Racing Weekend

### Autódromo Internacional do Algarve

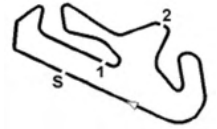
GT-CET

4 - 7 April 2024

Laptimes - RACE 2

Autodromo Internacional Algarve - 4652mtr.

Nbr	Name	Laps	lap	Lap ..1	Lap ..2	Lap ..3	Lap ..4	Lap ..5	Lap ..6	Lap ..7	Lap ..8	Lap ..9	Lap ..0
135	MARTINS-SVEPES	24	1 - 10	2:24.675	2:25.826	2:18.529	2:11.240	2:08.615	2:05.101	2:03.269	2:00.903	1:59.108	2:04.665
			11 - 20	3:31.897	1:52.260	1:52.296	1:51.123	1:52.414	2:00.192	2:34.496	3:06.310	1:50.192	1:48.196
			21 - 30	1:47.534	1:47.257	1:46.773	1:46.857						
122	BARAMBIO-GARCIA	24	1 - 10	2:20.878	2:07.654	2:03.948	2:02.252	2:00.988	1:59.048	1:57.880	1:55.916	1:58.303	1:54.988
			11 - 20	1:53.480	1:51.879	1:59.606	3:29.913	1:57.565	2:15.983	3:17.754	3:10.049	1:55.358	1:50.613
			21 - 30	1:50.286	1:48.909	1:50.118	1:50.584						
113	VINYES-FONT	24	1 - 10	2:22.516	2:19.652	2:15.753	2:10.679	2:08.153	2:05.621	2:02.663	2:00.362	1:59.300	1:58.228
			11 - 20	1:55.902	2:04.965	3:35.545	1:54.216	1:59.500	2:01.372	2:24.032	3:06.844	1:50.234	1:49.203
			21 - 30	1:49.862	1:49.260	1:50.106	1:50.269						
199	José BARROS	24	1 - 10	2:25.465	2:17.184	2:14.289	2:07.147	2:05.626	2:01.479	1:59.919	2:00.489	1:58.439	1:55.808
			11 - 20	2:06.098	3:26.426	1:53.049	1:52.741	1:54.923	2:15.239	2:37.896	3:09.350	1:52.742	1:51.076
			21 - 30	1:50.813	1:50.031	1:50.745	1:48.709						
111	YEREGUI-CARRETERO	24	1 - 10	2:21.614	2:13.507	2:11.343	2:08.779	2:07.868	2:05.058	2:01.669	2:00.970	2:04.014	1:57.126
			11 - 20	1:58.304	1:55.429	1:54.475	2:02.200	3:49.335	2:02.310	2:23.722	3:07.308	2:02.045	2:01.398
			21 - 30	1:58.464	1:56.678	1:56.986	1:56.832						
100	SILVERO-GONZALEZ	24	1 - 10	2:36.497	2:22.458	2:22.306	2:15.645	2:11.772	2:10.258	2:09.429	2:07.944	2:12.002	3:17.636
			11 - 20	1:56.606	1:55.402	1:55.899	1:54.385	2:20.301	2:40.707	2:21.670	2:19.431	1:51.375	1:52.340
			21 - 30	1:51.858	1:53.658	1:49.630	1:49.926						
136	MOLEIRO-CRUZ	24	1 - 10	2:26.134	2:20.255	2:11.979	2:08.007	2:05.405	2:02.451	1:59.587	1:59.304	2:00.783	1:55.207
			11 - 20	1:55.189	1:53.951	1:52.160	2:01.389	3:46.093	2:03.687	2:34.355	3:06.839	2:47.492	1:52.572
			21 - 30	1:51.493	1:53.975	1:51.366	1:50.907						
415	Jeremy FALIGAND	24	1 - 10	2:27.368	2:25.287	2:18.562	2:16.905	2:16.660	2:13.128	2:12.503	2:11.397	2:05.576	2:02.147
			11 - 20	2:10.936	3:18.815	2:00.330	1:57.843	1:59.361	2:45.554	2:09.976	2:18.496	1:55.027	1:53.407
			21 - 30	1:54.096	1:53.677	1:53.571	1:52.858						
114	Hendrik van ZOEST	24	1 - 10	2:30.641	2:23.752	2:18.572	2:13.856	2:10.195	2:07.832	2:07.026	2:04.503	2:03.683	2:04.022
			11 - 20	2:06.724	3:19.667	2:00.606	1:58.585	2:19.780	2:40.683	2:21.739	2:13.116	1:56.157	1:56.017
			21 - 30	1:56.336	1:55.885	1:54.644	1:56.155						
181	MA REK-GUITIERREZ AGÜI	24	1 - 10	2:26.130	2:17.380	2:16.440	2:10.683	2:08.606	2:05.682	2:03.891	2:01.718	2:01.770	1:59.845
			11 - 20	1:59.993	1:57.758	2:06.322	3:48.666	2:22.732	2:40.571	2:22.376	2:19.958	1:59.849	1:58.241
			21 - 30	1:58.446	1:57.952	1:58.201	1:57.789						
701	Patrick L. BAY	23	1 - 10	2:46.332	2:19.351	2:19.182	2:15.775	2:12.327	2:10.666	2:07.093	2:06.935	2:02.076	2:07.670
			11 - 20	3:31.608	1:58.924	1:57.848	1:59.700	2:00.845	3:13.498	3:10.524	1:53.572	1:52.308	1:51.269
			21 - 30	1:50.539	1:49.824	1:49.444							
118	FONTES-SILVERO	23	1 - 10	2:31.108	2:24.334	2:17.957	2:14.421	2:09.324	2:16.538	2:06.813	2:06.592	2:05.515	2:14.376
			11 - 20	3:35.047	1:56.429	1:55.285	1:52.986	2:08.522	3:13.771	3:11.200	1:52.022	1:52.530	1:52.458
			21 - 30	1:51.503	1:50.215	1:49.538							
123	SANABRIA-BRIOSO	23	1 - 10	2:29.811	2:27.108	2:23.317	2:20.049	2:18.111	2:14.580	2:11.487	2:11.922	2:20.762	3:34.614
			11 - 20	2:01.926	1:58.133	1:56.379	1:57.828	2:12.457	2:36.147	3:07.544	1:56.024	1:51.961	1:52.334
			21 - 30	1:51.264	1:52.948	1:54.767							
140	MA RREIROS-MA RREIROS	23	1 - 10	2:25.581	2:27.507	2:43.094	2:50.310	2:19.587	2:08.183	2:06.710	2:04.274	2:03.429	2:04.468
			11 - 20	2:12.931	3:33.877	2:01.977	2:01.652	2:07.367	2:10.287	3:05.901	1:58.660	1:55.189	1:54.747
			21 - 30	1:53.600	1:52.104	1:51.997							
166	CAETANO-POSSER	23	1 - 10	2:28.497	2:24.500	2:18.394	2:14.612	2:08.768	2:06.252	2:07.464	2:06.630	2:04.340	2:05.487
			11 - 20	2:00.964	1:59.827	2:09.679	3:50.259	2:03.964	3:01.902	3:09.788	2:06.281	1:59.517	1:56.572
			21 - 30	1:57.596	1:57.290	1:56.578							
133	SANTOS AVALLE-KRI STENSEN	23	1 - 10	2:33.157	2:24.091	2:33.678	2:15.219	2:13.019	2:11.127	2:09.758	2:10.350	2:06.346	2:03.269



## Caterham Racing Weekend

### Autódromo Internacional do Algarve

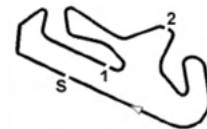
GT-CET

Laptimes - RACE 2

4 - 7 April 2024

Autodromo Internacional Algarve - 4652mtr.

Nbr	Name	Laps	lap	Lap ..1	Lap ..2	Lap ..3	Lap ..4	Lap ..5	Lap ..6	Lap ..7	Lap ..8	Lap ..9	Lap ..0
			11 - 20	2:02.017	2:06.198	2:09.553	3:23.514	2:14.343	2:37.661	3:08.676	2:03.513	1:58.266	1:58.035
			21 - 30	1:58.406	1:59.523	1:59.765							
150	RAMOS-CARVALHO	23	1 - 10	2:30.700	2:25.836	2:18.816	2:16.133	2:13.077	2:13.124	2:11.948	2:07.242	2:05.058	2:02.452
			11 - 20	2:04.067	2:09.848	3:50.097	2:06.520	2:06.276	2:34.321	3:07.154	2:02.735	2:01.309	2:01.928
			21 - 30	2:00.095	1:57.844	1:59.164							
110	PLAZIO GOMEZ-PLAZIO GOMEZ	23	1 - 10	2:44.384	2:26.990	2:21.095	2:19.007	2:12.572	2:11.905	2:10.634	2:09.775	2:09.460	2:18.882
			11 - 20	3:42.595	2:09.149	2:09.515	2:09.362	2:08.420	2:07.610	2:56.651	2:03.013	2:00.327	1:59.158
			21 - 30	1:58.802	1:58.212	1:58.413							
6	CANIZA RES-MENKES	23	1 - 10	2:32.593	2:25.518	2:22.294	2:20.718	2:14.217	2:08.917	2:09.147	2:09.220	2:18.990	3:49.137
			11 - 20	2:08.646	2:06.179	2:08.013	2:09.218	2:07.462	2:09.913	3:07.063	2:05.109	2:03.983	2:06.799
			21 - 30	2:07.840	2:04.951	2:05.184							
66	PUITGMAL-NA OUR	23	1 - 10	2:36.368	2:25.510	2:23.946	2:18.904	2:16.661	2:13.650	2:14.128	2:11.097	2:11.126	2:18.500
			11 - 20	3:38.227	2:11.224	2:09.777	2:09.295	2:09.751	2:08.912	2:53.789	2:07.017	2:07.790	2:06.709
			21 - 30	2:08.710	2:06.742	2:06.839							
40	Jose Palomar MAROTO	22	1 - 10	2:35.765	2:24.238	2:24.442	2:19.081	2:15.495	2:14.867	2:12.716	2:12.012	2:19.066	3:39.224
			11 - 20	2:11.253	2:10.345	2:10.292	2:10.336	2:09.256	2:09.026	2:54.084	2:06.913	2:07.734	2:08.788
			21 - 30	2:07.246	2:07.815								
9	ALBORS-LOPEZ	22	1 - 10	2:32.528	2:22.790	2:18.909	2:16.451	2:16.656	2:15.645	2:15.275	2:13.423	2:12.169	2:12.635
			11 - 20	2:11.403	2:18.256	3:49.736	2:16.871	2:15.770	2:12.861	2:32.938	2:12.585	2:14.724	2:12.223
			21 - 30	2:14.449	2:15.569								
191	Jean-Roch PIAT	22	1 - 10	2:39.083	2:31.279	2:28.683	2:24.745	2:18.847	2:18.512	2:19.380	2:17.741	2:12.050	2:10.702
			11 - 20	2:08.330	2:05.662	2:19.744	3:40.114	3:13.687	3:11.583	2:09.737	1:59.470	1:59.754	1:57.919
			21 - 30	1:57.750	1:57.257								
36	ALVAREZ-SANTOS	22	1 - 10	2:46.662	2:31.130	2:26.174	2:20.771	2:17.813	2:34.185	2:31.137	2:21.265	2:20.248	2:36.796
			11 - 20	4:17.003	2:13.038	2:15.693	2:14.786	2:12.666	2:33.578	2:09.074	2:05.740	2:05.989	2:05.168
			21 - 30	2:06.486	2:06.503								
15	GOROSTIZA-CHILLIDA	17	1 - 10	2:46.552	2:43.028	2:55.656	2:31.972	2:30.393	2:27.305	2:24.767	2:23.009	2:20.867	2:29.940
			11 - 20	3:44.406	2:07.989	2:09.448	2:13.733	2:12.758	2:32.570	2:05.044			
20	Jose A. Gutierrez GOMEZ	16	1 - 10	3:42.853	2:43.959	2:49.401	2:44.776	2:36.359	2:39.414	2:32.483	2:28.383	2:30.789	2:34.057
			11 - 20	3:58.628	2:25.682	2:40.734	2:22.213	2:20.635	2:19.470				
112	BRAS-GOMEZ	11	1 - 10	2:32.291	2:25.570	2:40.518	2:20.712	2:16.321	2:13.617	2:12.389	2:11.370	2:10.106	2:20.100
			11 - 20	3:54.605									
120	GOMEZ-GOMEZ	9	1 - 10	2:20.589	2:18.250	2:13.966	2:10.406	2:07.141	2:02.548	2:00.040	1:59.463	1:58.774	
23	CARAYOL-GOMEZ	7	1 - 10	38:39.047	2:14.456	2:13.212	2:10.155	2:10.212	2:10.876	2:13.659			



## Caterham Racing Weekend

Autódromo Internacional do Algarve

GT-CET

4 - 7 April 2024

Final result per class RACE 2

Autodromo Internacional Algarve - 4652mtr.

### D1

Pos	Nbr	Name / Entrant	Car	Gap	Diff	Total time	Fastest	In
1	6	CANIZARES-MENKES RX PRO RACING	PEUGEOT 308 RACING CUP	-- 23 laps --		53:01.111	2:03.983	19
2	36	ALVAREZ-SANTOS UC AV RACING	SEAT LEON SUPERCOPA MK2	-- 22 laps --		53:11.905	2:05.168	20
3	15	GOROSTIZA-C HILLIDA LURAUTO K K	BMW M2 CS RACING	-- 17 laps --		42:39.437	2:05.044	17

### D3

Pos	Nbr	Name / Entrant	Car	Gap	Diff	Total time	Fastest	In
1	66	PUITGMAL-NAOUR MOTOR CLUB SABADELL	RENAULT CLIO CUP IV	-- 23 laps --		53:14.672	2:06.709	20
2	40	Jose Palomar MAROTO MOTOR CLUB SABADELL	RENAULT CLIO CUP IV	-- 22 laps --		51:09.994	2:06.913	18
3	9	ALBORS-LOPEZ BALBOR MOTORSPORT C. A	RENAULT CLIO CUP IV	33.872	33.872	51:43.866	2:11.403	11

[Not Classified] Classification limit (70% of 24 Laps) = 16 Laps

DNC	23	CARAYOL-GOMEZ RX PRO RACING	RENAULT CLIO CUP IV	-- 7 laps --		51:51.617	2:10.155	4
-----	----	--------------------------------	---------------------	--------------	--	-----------	----------	---

### D4

Pos	Nbr	Name / Entrant	Car	Gap	Diff	Total time	Fastest	In
1	20	Jose A. Gutierrez GOMEZ CHEFO SPORT	RENAULT CLIO CUP V	-- 16 laps --		43:29.836	2:19.470	16

### GPX

Pos	Nbr	Name / Entrant	Car	Gap	Diff	Total time	Fastest	In
1	111	YEREGUI-CARRETERO C.D. DAGO	AUDI RO	-- 24 laps --		52:17.434	1:54.475	13
2	701	Patrick L. BAY ESCUDERIA BAIX EMPORDÀ	VORTEX 1.0	-- 23 laps --		51:27.310	1:49.444	23
3	118	FONTES-SILVERO ESCUDERIA FARAON	FERRARI 488 CH EVO	1.174	1.174	51:28.484	1:49.538	23

[Not Classified] Classification limit (70% of 24 Laps) = 16 Laps

DNC	120	GOMEZ-GOMEZ ARNAUD GOMEZ	VORTEX 2.0	-- 9 laps --		19:11.177	1:58.774	9
-----	-----	-----------------------------	------------	--------------	--	-----------	----------	---

### GT Cup


Pos	Nbr	Name / Entrant	Car	Gap	Diff	Total time	Fastest	In
1	135	MARTINS-SVEPES RACAR MOTORSPORT	PORSCHE 992 GT3 CUP	-- 24 laps --		51:09.728	1:46.773	23
2	122	BARAMBIO-GARCIA ALF JANDRO BARAMBIO PERFA	PORSCHE 992K	14.224	14.224	51:23.952	1:48.909	22
3	113	VINYES-FONT BAPORO MOTORSPORT	PORSCHE 992 CUP	14.509	0.285	51:24.237	1:49.203	20
4	199	José BARROS VELOSO MOTORSPORT	PORSCHE 991.2 GT3 CUP	15.955	1.446	51:25.683	1:48.709	24
5	100	SILVERO-GONZALEZ ESCUDERIA FARAON	PORSCHE 992 CUP	1:09.407	53.452	52:19.135	1:49.630	23

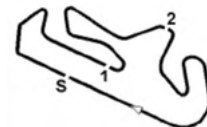
Fastest time : 1:46.773 in lap 23 by nbr. 135 : MARTINS-SVEPES (PORSCHE 992 GT3 CUP)

Publication-time

Results: <https://livetiming.raceresults.nu/autodromodoalgarve>

Timekeeping by :

Timekeeper	Race Director	Steward	Steward	Steward
 Luis Mesquita				



## Caterham Racing Weekend

Autódromo Internacional do Algarve

GT-CET

4 - 7 April 2024

Final result per class RACE 2

Autodromo Internacional Algarve - 4652mtr.

6	136	MOLEIRO-CRUZ RACAR MOTORSPORT	PORSCHE 992 GT3 CUP	1:20.852	11.445	52:30.580	1:50.907	24
7	114	Hendrik van ZOEST SKUALO COMPETICIÓN	PORSCHE 991-1 GT3 CUP	1:30.448	9.596	52:40.176	1:54.644	23
8	415	Jeremy FALIGAND FALIGAND JEREMY	PORSCHE CUP 992	1:53.752	23.304	53:03.480	1:52.858	24
9	123	SANABRIA-BRIOSO ESCUDERIA FARAON	PORSCHE 992 CUP	-- 23 laps --		51:41.473	1:51.264	21
10	140	MARREIROS-MARREIROS VELOSO MOTORSPORT	PORSCHE 992 GT3 CUP	11.959	11.959	51:53.432	1:51.997	23
11	166	CAETANO-POSSER VELOSO MOTORSPORT	PORSCHE 991.2 GT3 CUP	33.688	21.729	52:15.161	1:56.572	20
12	191	Jean-Roch PIAT VELOSO MOTORSPORT	PORSCHE 991.1 GT3 CUP	-- 22 laps --		52:22.029	1:57.257	22
<b>Not Classified</b>		<b>Classification limit (70% of 24 Laps) = 16 Laps</b>						
DNC	112	BRAS-GOMEZ ESCUDERIA FARAON	PORSCHE 992 CUP	-- 11 laps --		27:17.599	2:10.106	9

## GT4

Pos	Nbr	Name / Entrant	Car	Gap	Diff	Total time	Fastest	In
1	181	MAREK-GUITIERREZ AGÜI ESCUDERIA BAIX EMPORDÀ	MCLAREN ARTURA GT4	-- 24 laps --		53:00.999	1:57.758	12
2	133	SANTOS AVALLE-KRISTENSEN CHEFFO SPORT	LIGIER JS2R	-- 23 laps --		52:19.484	1:58.035	20
3	150	RAMOS-CARVALHO Álvaro RAMOS	ASTON MARTIN VANTAGE	6.260	6.260	52:25.744	1:57.844	22
4	110	PLAZIO GOMEZ-PLAZIO GOMEZ CHEFFO SPORT	LIGIER JS2R	6.447	0.187	52:25.931	1:58.212	22


Car Nº415 - 30s Penalty. Stewards Decision Nº26

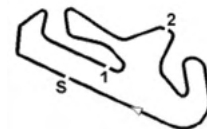
Fastest time : 1:46.773 in lap 23 by nbr. 135 : MARTINS-SVEPES (PORSCHE 992 GT3 CUP)

Publication-time

Results: <https://livetiming.raceresults.nu/autodromodoalgarve>

Timekeeping by :

Timekeeper  Luis Mesquita	Race Director	Steward	Steward	Steward
Page 2 of 2				



## Caterham Racing Weekend

### Autódromo Internacional do Algarve

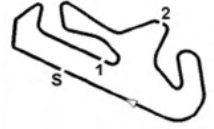
GT-CET

4 - 7 April 2024

Sector analyse - RACE 2

Autodromo Internacional Algarve - 4652mtr.

Pos	Nbr	Name / Team name	Sector 1			Sector 2			Sector 3			theoretical best	Actual best	In
			time	Lap	pos	time	Lap	pos	time	Lap	pos			
1	135	MARTINS-SVEPES	33.552	24	1	33.440	23	1	39.510	24	1	1:46.502	1:46.773	23
2	122	BARAMBIO-GARCIA	34.153	23	4	34.163	22	3	40.296	22	3	1:48.612	1:48.909	22
3	113	VINYES-FONT	34.006	23	2	34.211	20	4	40.364	19	4	1:48.581	1:49.203	20
4	199	José BARROS	34.139	22	3	34.067	24	2	40.500	24	6	1:48.706	1:48.709	24
5	111	YEREGUI-CARRETERO	35.614	14	12	36.587	12	13	41.660	13	11	1:53.861	1:54.475	13
6	100	SILVERO-GONZALEZ	34.340	23	6	34.491	24	6	40.431	24	5	1:49.262	1:49.630	23
7	136	MOLEIRO-CRUZ	34.733	23	8	35.000	24	9	41.034	24	8	1:50.767	1:50.907	24
8	415	Jeremy FALIGAND	34.808	24	9	35.542	24	11	42.259	20	12	1:52.609	1:52.858	24
9	114	Hendrik van ZO EST	35.779	23	13	36.077	23	12	42.788	23	13	1:54.644	1:54.644	23
10	181	MAREK-GUITIERREZ A Gui	36.899	23	16	37.232	24	17	43.139	12	18	1:57.270	1:57.758	12
11	701	Patrick L. BAY	34.428	23	7	34.492	22	7	40.240	22	2	1:49.160	1:49.444	23
12	118	FONTES-SILVERO	34.219	23	5	34.481	23	5	40.726	22	7	1:49.426	1:49.538	23
13	123	SANABRIA-BRIOSO	34.886	21	10	34.883	21	8	41.438	20	9	1:51.207	1:51.264	21
14	140	MARREIROS-MARREIROS	35.054	23	11	35.228	23	10	41.467	22	10	1:51.749	1:51.997	23
15	166	CAETANO-POSSER	36.482	21	14	36.713	20	14	43.006	20	16	1:56.201	1:56.572	20
16	133	SANTOS AVALLE-KRISTENSEN	37.299	20	20	37.238	19	18	42.915	22	14	1:57.452	1:58.035	20
17	150	RAMOS-CARVALHO	36.854	22	15	37.624	22	20	43.363	21	21	1:57.841	1:57.844	22
18	110	PLAZIO GOMEZ-PLAZIO GOMEZ	37.241	22	19	37.323	21	19	43.190	22	19	1:57.754	1:58.212	22
19	6	CANIZARES-MENKES	38.532	19	21	39.532	19	23	45.076	18	23	2:03.140	2:03.983	19
20	66	PUITGMAL-NAOUR	39.763	22	25	40.240	18	25	46.118	23	25	2:06.121	2:06.709	20
21	40	Jose Palomar MAROTO	40.217	20	26	40.256	21	26	46.170	18	26	2:06.643	2:06.913	18
22	9	ALBORS-LOPEZ	41.053	12	27	42.090	9	28	47.323	20	27	2:10.466	2:11.403	11
23	191	Jean-Roch PIAT	37.233	22	18	36.980	22	15	43.044	22	17	1:57.257	1:57.257	22
24	36	ALVAREZ-SANTOS	39.294	21	22	39.491	20	22	45.057	18	22	2:03.842	2:05.168	20
25	15	GOROSTIZA-CHILLIDA	39.745	17	24	39.880	17	24	45.419	17	24	2:05.044	2:05.044	17
26	20	Jose A. Gutierrez GOMEZ	44.115	15	29	43.212	16	29	50.151	16	29	2:17.478	2:19.470	16
27	112	BRAS-GOMEZ	39.401	10	23	37.207	11	16	42.948	11	15	1:59.556	2:10.106	9
28	120	GOMEZ-GOMEZ	36.919	8	17	38.104	8	21	43.240	9	20	1:58.263	1:58.774	9
29	23	CARAYOL-GOMEZ	41.063	5	28	41.050	4	27	47.371	5	28	2:09.484	2:10.155	4



## Caterham Racing Weekend

Autódromo Internacional do Algarve

Heat name : GT-CET - RACE 2  
 Heat Date : 07 April 2024  
 Track name : Autodromo Internacional Algarve - 4652 mtr.

Participants Started	: 29	Participants Classified	: 29
Participants Finished	: 25	Participants Not Classified	: 2
Participants Not Finished	: 4		
Green flag at	: 09:12:06	Heat recording start time	: 07:46:10
Finish flag waved at	: 10:03:16	Heat recording end time	: 10:07:26
Total time under Green	: 51:09	Total of All Laps in Heat	: 618
Number of cautions	: 1	Total time under Yellow	: 00:08:31
Number of code-60's	: 0	Total time under Code-60	: 00:00:00

### Cautions/Code-60 history during the heat

#	Start time	End time	Duration	Comment
1	9:05:01	9:12:06	7:05	
2	9:12:06	513	51:09.727	
3	9:43:51	9:52:22	8:31	RC.

### Summary of winners per class

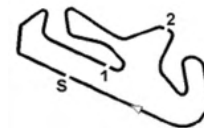
Nbr	Name / Team name	Car	Cls	Fastest Laptime	In	Avg. Speed	Laps	Race Time
135	MARTINS-SVEPES	PORSCHE 992 GT3 CUP	GT Cup	1:46.773	23	130.95	24	51:09.728
111	YEREGUI-CARRETERO	AUDI RO	GPX	1:54.475	13	128.13	24	52:17.434
181	MAREK-GUITIERREZ AGÜ	MCLAREN ARTURA GT4	GT4	1:57.758	12	126.37	24	53:00.999
6	CANIZARES-MENKES	PEUGEOT 308 RACING CU	D1	2:03.983	19	121.10	23	53:01.111
66	PUITGMAL-NAOUR	RENAULT CLIO CUP IV	D3	2:06.709	20	120.59	23	53:14.672
20	Jose A. Gutierrez GOMEZ	RENAULT CLIO CUP V	D4	2:19.470	16	102.69	16	43:29.836

### Leader history during the Heat

#	Nbr	Lap	to Lap	Name	Car
1	120	1	1	GOMEZ-GOMEZ	VORTEX 2.0
2	122	2	13	BARAMBIO-GARCIA	PORCHE 992K
3	136	14	14	MOLEIRO-CRUZ	PORSCHE 992 GT3 CUP
4	122	15	18	BARAMBIO-GARCIA	PORCHE 992K
5	135	19	24	MARTINS-SVEPES	PORSCHE 992 GT3 CUP

### Best Lap time history during the Heat

#	Nbr	lap time	in lap	Name	Car	time of day
1	122	2:07.654	2	BARAMBIO-GARCIA	PORCHE 992K	09:16:35
2	122	2:03.948	3	BARAMBIO-GARCIA	PORCHE 992K	09:18:39
3	122	2:02.252	4	BARAMBIO-GARCIA	PORCHE 992K	09:20:41
4	122	2:00.988	5	BARAMBIO-GARCIA	PORCHE 992K	09:22:42
5	122	1:59.048	6	BARAMBIO-GARCIA	PORCHE 992K	09:24:41
6	122	1:57.880	7	BARAMBIO-GARCIA	PORCHE 992K	09:26:39
7	122	1:55.916	8	BARAMBIO-GARCIA	PORCHE 992K	09:28:35
8	122	1:54.988	10	BARAMBIO-GARCIA	PORCHE 992K	09:32:28
9	122	1:53.480	11	BARAMBIO-GARCIA	PORCHE 992K	09:34:22
10	122	1:51.879	12	BARAMBIO-GARCIA	PORCHE 992K	09:36:14
11	135	1:51.123	14	MARTINS-SVEPES	PORSCHE 992 GT3 CUP	09:42:56
12	135	1:50.192	19	MARTINS-SVEPES	PORSCHE 992 GT3 CUP	09:54:19
13	135	1:48.196	20	MARTINS-SVEPES	PORSCHE 992 GT3 CUP	09:56:08
14	135	1:47.534	21	MARTINS-SVEPES	PORSCHE 992 GT3 CUP	09:57:55
15	135	1:47.257	22	MARTINS-SVEPES	PORSCHE 992 GT3 CUP	09:59:42



## Caterham Racing Weekend

Autódromo Internacional do Algarve

### Best Lap time history during the Heat

#	Nbr	lap time	in lap	Name	Car	time of day
16	135	1:46.773	23	MARTINS-SVEPES	PORSCHE 992 GT3 CUP	10:01:29

### Summary of best laptimes per class

Nbr	Name / Team name	Car	Clas	Fastest Laptime	In	Speed
6	CANIZARES-MENKES	PEUGEOT 308 RACING CUP	D1	2:03.983	19	135.10
66	PUITGMAL-NAOUR	RENAULT CLIO CUP IV	D3	2:06.709	20	132.20
20	Jose A. Gutierrez GOMEZ	RENAULT CLIO CUP V	D4	2:19.470	16	120.10
701	Patrick L. BAY	VORTEX 1.0	GPX	1:49.444	23	153.05
135	MARTINS-SVEPES	PORSCHE 992 GT3 CUP	GT Cup	1:46.773	23	156.88
181	MAREK-GUITIERREZ AGÜI	MCLAREN ARTURA GT4	GT4	1:57.758	12	142.24

### Summary of number of laps in the lead

#	Nbr	Name	Car	# Laps in the lead
1	122	BARAMBIO-GARCIA	PORCHE 992K	16
2	135	MARTINS-SVEPES	PORSCHE 992 GT3 CUP	6
3	120	GOMEZ-GOMEZ	VORTEX 2.0	1
4	136	MOLEIRO-CRUZ	PORSCHE 992 GT3 CUP	1